



TEST REPORT

For



Rectangle Tin Box With Hinge Lid

Model No.: ALR1006020

Prepared for
Address

:
:



Prepared by
Address

: Shenzhen MONLKA Technology Co.,Ltd
: Building A、 B ,Baoshi Science & Technology Park,
Baoshi Road, Shiyan Street Bao'an District,
Shenzhen, Guangdong, China

Date of receipt of test sample
Number of tested samples
Serial number
Date of Test
Date of Report

: Dec 21, 2018
: 1
: Prototype
: Dec 21, 2018 –Dec 31, 2018
: Jan 01, 2019



Report NO : MNK20181221278R

TEST REPORT

ASTM D3475-17

Report Reference No. : MNK20181221278R

Date Of Issue..... : Jan 01, 2019

Testing Laboratory Name..... : Shenzhen MONLKA Technology Co.,Ltd

Address..... : Building A , B ,Baoshi Science & Technology Park, Baoshi Road, Shiyan Street Bao'an District, Shenzhen, Guangdong, China

Testing Location/ Procedure..... : Full application of Harmonised standards Partial application of Harmonised standards Other standard testing method

Applicant's Name..... :

Address..... :



Test Specification:

Standard..... : ASTM D3475-17

Testing procedure..... : US CPSC 16 CFR 1700.20

Test Report Form No..... : MONLKA-1.0

TRF Originator..... : Shenzhen MONLKA Technology Co.,Ltd


Shenzhen MONLKA Technology Co.,Ltd All rights reserved.

This publication may be reproduced in whole or in part for non-commercial purposes as long as the Shenzhen MONLKA Technology Co.,Ltd is acknowledged as copyright owner and source of the material. Shenzhen MONLKA Technology Co.,Ltd takes no responsibility for and will not assume liability for damages resulting from the reader's interpretation of the reproduced material due to its placement and context.

Test Item Description..... : Rectangle Tin Box With Hinge Lid

Trade Mark..... : /

Manufacturer..... :



Model/ Type Reference..... : ALR1006020

Ratings..... : /

Result : Positive

Prepared by:

Shawm

Shawm/ Project engineer





TEST REPORT

Test Report No. : MNK20181221278R	<u>Jan 01, 2019</u> Date of issue
--	--------------------------------------

Type/ Model..... : /
EUT..... : Rectangle Tin Box With Hinge Lid
Applicant..... : [Redacted] Address..... : [Redacted] Telephone..... : [Redacted] Fax..... : [Redacted]
Manufacturer..... : [Redacted] Address..... : [Redacted] Telephone..... : [Redacted] Fax..... : [Redacted]

Test Result according to the standards on page 4: **Positive**

The test report merely corresponds to the test sample.
It is not permitted to copy extracts of these test result without the written permission of the test laboratory.



Test Procedure

Type of Test

Test Object:

Child-Resistant Rectangle Tin Box With Hinge Lid.

The test was carried out in accordance with US 16 CFR § 1700.20 and comprised of: Two tests with children (one before and one after demonstration) and a test with adults for each size of the package.

2.5.2 Test Instruction as defined in US 16 CFR § 1700.20

a) Test with Children

1. Reclosable packages, if assembled by the testing agency, shall be properly secured at least 72 hours prior to the opening described in instruction number 3 to allow the materials (e.g., the closure liner) to “take a set.” Application torques must be recorded in the test report.
2. All packages shall be handled so that no damage or jarring will occur during storage or transportation. The packages shall not be exposed to extreme conditions of heat or cold. The packages shall be tested at room temperature.
3. Reclosable packages shall be opened and properly resecured one time (or more if appropriate), by the testing agency or other adult prior to testing. The opening and resealing shall not be done in the presence of the children. (In the adult resealing test, the tester must not open and resecure the package prior to the test.) If multiple openings/resealings are to be used, each of four (4) testers shall open and properly resecure one fourth of the packages once and then shall open and properly resecure each package a second, third, fourth, through tenth (or other specified number) time, in the same sequence as the first opening and resealing. The packages shall not be opened and resecured again prior to testing. The name of each tester and the package numbers that he/she opens and reseals shall be recorded and reported. It is not necessary for the testers to protocol test the packages that they opened and resecured.
4. The children shall have no overt physical or mental handicaps. No child with a permanent or temporary illness, injury, or handicap that would interfere with his/her effective participation shall be included in the test.
5. The testing shall take place in a well lighted location that is familiar to the children and that is isolated from all distractions.
6. The tester, or another adult, shall escort a pair of children to the test area. The tester shall seat the two children so that there is no visual barrier between the children and the tester.
7. The tester shall talk to the children to make them feel at ease.
8. The children shall not be given the impression that they are in a race or contest. They are not to be told that the test is a game or that it is fun. They are not to be offered a reward.
9. The tester shall record all data prior to, or after, the test so that full attention can be on the children during the test period.
10. The tester shall use a stopwatch(s) or other timing devices to time the number of seconds it takes the child to open the package and to time the 5-minute test periods.
11. To begin the test, the tester shall hand the children identical packages and say, “PLEASE TRY TO OPEN THIS FOR ME.”
12. If a child refuses to participate after the test has started, the tester shall reassure the child and gently encourage the child to try. If the child continues to refuse, the tester shall ask the child to hold the package in his/her lap until the other child is finished. This pair of children shall not be eliminated from the results unless the refusing child disrupts the participation of the other child.
13. Each child shall be given up to 5 minutes to open his/her package. The tester shall watch the children at all times during the test. The tester shall minimize conversation with the children as long as they continue to attempt to open their packages. The tester shall not discourage the children



- verbally or with facial expressions. If a child gets frustrated or bored and stops trying to open his/her package, the tester shall reassure the child and gently encourage the child to keep trying (e.g., “please try to open the package”).
14. The children shall be allowed freedom of movement to work on their packages as long as the tester can watch both children (e.g., they can stand up, get down on the floor, or bang or pry the package).
 15. If a child is endangering himself or others at any time, the test shall be stopped and the pair of children eliminated from the final results.
 16. The children shall be allowed to talk to each other about opening the packages and shall be allowed to watch each other try to open the packages.
 17. A child shall not be allowed to try to open the other child’s package.
 18. If a child opens his/her package, the tester shall say, “THANK YOU,” take the package from the child and put it out of the child’s reach. The child shall not be asked to open the package a second time.
 19. At the end of the 5-minute period, the tester shall demonstrate how to open the package if either child has not opened his or her package. A separate “demo” package shall be used for the demonstration.
 20. Prior to beginning the demonstration, the tester shall ask the children to set their packages aside. The children shall not be allowed to continue to try to open their packages during the demonstration period.
 21. The tester shall say, “WATCH ME OPEN MY PACKAGE.”
 22. Once the tester gets the children’s full attention, the tester shall hold the demo package approximately two feet from the children and open the package at a normal speed as if the tester were going to use the contents. There shall be no exaggerated opening movements.
 23. The tester shall not discuss or describe how to open the package.
 24. To begin the second 5-minute period, the tester shall say, “NOW YOU TRY TO OPEN YOUR PACKAGES.”
 25. If one or both children have not used their teeth to try to open their packages during the first 5 minutes, the tester shall say immediately before beginning the second 5-minute period, “YOU CAN USE YOUR TEETH IF YOU WANT TO.”
This is the only statement that the tester shall make about using teeth.
 26. The test shall continue for an additional 5 minutes or until both children have opened their packages, whichever comes first.
 27. At the end of the test period, the tester shall say,
”THANK YOU FOR HELPING.”
If children were told that they could use their teeth, the tester shall say,
“I KNOW I TOLD YOU THAT YOU COULD USE YOUR TEETH TODAY, BUT YOU SHOULD NOT PUT THINGS LIKE THIS IN YOUR MOUTH AGAIN”
In addition, the tester shall say,
“NEVER OPEN PACKAGES LIKE THIS WHEN YOU ARE BY YOURSELF. THIS KIND OF PACKAGE MIGHT HAVE SOMETHING IN IT THAT WOULD MAKE YOU SICK.”
 28. The children shall be escorted back to their classroom or other supervised area by the tester or another adult.
 29. If the children are to participate in a second test, the tester shall have them stand up and stretch for a short time before beginning the second test. The tester shall take care that the children do not disrupt other tests in progress.

b) Test with Adults

1. No adult with a permanent or temporary illness, injury or disability that would interfere with his/her effective participation shall be included in the test.
2. Each adult shall read and sign a consent form prior to participating. Any appropriate language from



the consent form may be used to recruit potential participants. The form shall include the basic elements of informed consent as defined in 16 CFR 1028.116. Examples of the forms used by the Commission staff for testing are shown at § 1700.20(d). Before beginning the test, the tester shall say,

“PLEASE READ AND SIGN THIS CONSENT FORM.”

If an adult cannot read the consent form for any reason (forgot glasses, illiterate, etc.), he/she shall not participate in the test.

3. Each adult shall participate individually and not in the presence of other participants or onlookers.
4. The tests shall be conducted in well lighted and distraction-free areas.
5. Records shall be filled in before or after the test, so that the tester’s full attention is on the participant during the test period. Recording the test times to open and resecure the package are the only exceptions.
6. To begin the first 5-minute test period, the tester says,
“I AM GOING TO ASK YOU TO OPEN AND PROPERLY CLOSE THESE TWO IDENTICAL PACKAGES ACCORDING TO THE INSTRUCTIONS FOUND ON THE CAP.”
(Specify other instruction locations if appropriate.)
7. The first package is handed to the participant by the tester, who says,
“PLEASE OPEN THIS PACKAGE ACCORDING TO THE INSTRUCTIONS ON THE CAP.”
(Specify other instruction locations if appropriate.) If the package contains product, the tester shall say,
“PLEASE EMPTY THE (PILLS, TABLETS, CONTENTS, etc.) INTO THIS CONTAINER.”
After the participant opens the package, the tester says,
“PLEASE CLOSE THE PACKAGE PROPERLY, ACCORDING TO THE INSTRUCTIONS ON THE CAP.”
(Specify other instruction locations if appropriate)
8. Participants are allowed up to 5 minutes to read the instructions and open and close the package. The tester uses a stopwatch(s) or other timing device to time the opening and resealing times. The elapsed times in seconds to open the package and to close the package are recorded on the data sheet as two separate times.
9. After 5 minutes, or when the participant has opened and closed the package, whichever comes first, the tester shall take all test materials from the participant. The participant may remove and replace the closure more than once if the participant initiates these actions. If the participant does not open the package and stops trying to open it before the end of the 5-minute period, the tester shall say,
“ARE YOU FINISHED WITH THAT PACKAGE, OR WOULD YOU LIKE TO TRY AGAIN?”
If the participant indicates that he/she is finished or cannot open the package and does not wish to continue trying, skip to Instruction 13.
10. To begin the second test period, the tester shall give the participant another, but identical, package and say,
“THIS IS AN IDENTICAL PACKAGE. PLEASE OPEN IT ACCORDING TO THE INSTRUCTIONS ON THE CAP.”
(Specify other instruction locations if appropriate.) If the package contains product, the tester shall say,
“PLEASE EMPTY THE (PILLS, TABLETS, CONTENTS, etc.) INTO THIS CONTAINER.”
After the participant opens the package, the tester says,
“PLEASE CLOSE THE PACKAGE PROPERLY, ACCORDING TO THE INSTRUCTIONS ON THE CAP.”
(Specify other instruction locations if appropriate.)
11. The participants are allowed up to 1 minute (60 full seconds) to open and close the package. The elapsed times in seconds to open and to close the package are recorded on the data sheet as two separate times. The time that elapses between the opening of the package and the end of the



- instruction to close the package is not counted as part of the 1-minute test time.
12. After the 1-minute test, or when the participant has opened and finished closing the package, whichever comes first, the tester shall take all the test materials from the participant. The participant shall not be allowed to handle the package again. If the participant does not open the package and stops trying to open it before the end of the 1-minute period, the tester shall say, "ARE YOU FINISHED WITH THAT PACKAGE, OR WOULD YOU LIKE TO TRY AGAIN?" If the participant indicates that he/she is finished or cannot open the package and does not wish to continue trying, this shall be counted as a failure of the 1-minute test.
 13. Participants who do not open the package in the first 5-minute test period are asked to open and close two non-child-resistant screening packages. The participants are given a 1-minute test period for each package. The tester shall give the participant a package and say, "PLEASE OPEN AND PROPERLY CLOSE THIS PACKAGE." The tester records the time for opening and closing, or 61 seconds, whichever is less, on the data sheet. The tester then gives the participant the second package and says, "PLEASE OPEN AND PROPERLY CLOSE THIS PACKAGE." The time to open and resecure, or 61 seconds, whichever is less, shall be recorded on the data sheet.
 14. Participants who cannot open and resecure both of the non-child-resistant screening packages are not counted as part of the 100-seniors panel. Additional participants are selected and tested.
 15. No adult may participate in more than two tests per sitting. If a person participates in two tests, the packages tested shall not be the same ASTM type of package.
 16. If more adults in a sex or age group are tested than are necessary to determine SAUE, the last person(s) tested shall be eliminated from that group.

Test with Children

Test Requirements as defined in US 16 CFR § 1700.20

The tests were carried out with 100 children aged 42 up to and including 51 months; the assessment method was permitted by sequential test. The plain packages were filled with a neutral substitute product. The testers checked each package for proper functioning.

The following was documented in the test records:

Number, names (first name only for data protection reason), age in months, and gender of the children

Number, names and gender of the children who succeeded in opening the package before and after demonstration

The means by which the children opened the package.

Evaluation of test results in per cent (successful / unsuccessful opening attempts) The sequential evaluation was made.

Test Preparations and Test Procedure

The tests were conducted in kindergartens located in Braunschweig. The kindergartens chosen for the tests had been suitably prepared in advance and provided with detailed information. The tests were carried out by the trained testers Bettina Heming, Susanne Porzelt, Stefanie Pflugmacher and Petra Becker under supervision of Stephanie Georg, Test Director of the institute.

The head of the kindergarten certified the test procedure, the number of children that took part in the tests as well as the total testing time. This certification serves as proof of the correctness of the test. In addition, each tester was audited and the results recorded by the testers were checked for plausibility.

The original records are kept at ivm and may be inspected by authorized persons upon request.

The children were chosen with regard to having a test group that is as representative as possible. To meet this requirement, the tests were made in various kindergartens located in the city of Braunschweig and its vicinity. The kindergartens that took part in the tests were run either by the church or independent institutions

It was checked prior to the tests that the children were healthy, judging by appearances, and that



their manual skills were not impaired. When selecting the children and kindergartens, the testers made sure also that no participant had taken part in more than one test in the course of the last 12 months. Where a test child had in fact taken part in such a test, the testers checked that the system tested was of a different design and that the test took place more than two weeks before the new test. The tests were made in surroundings that were familiar to the children. The children were tested in pairs, and care was taken to ensure that the children would not disturb each other. They were repeatedly requested to keep trying hard to open the package. Tips on how to open the package were not given. Where adults were in the room together with the children, the testers made sure that they did not influence the children in any manner. Their presence was documented in the records. The children were given five minutes to try to open the package. They were allowed to use any opening method they could think of. Tools or other opening aids were not made available. If a child succeeded in opening the package, he or she remained in the room until the end of test. After five minutes, the children that were unsuccessful in opening the package were given a practical demonstration of the opening procedure, but received no verbal explanation. Again, the children had five minutes to try to open the package.

Results of Tests with Children

Test place: kindergarten

Test person distribution

Age(months)	Males	Females	Total
42-44	29	31	60
45-48	40	40	80
49-51	33	27	60
Total	102	98	200

Statistical result

Age in months	Before Demonstration		After demonstration		Total
	Males	Females	Males	Females	
42-44	1	1	1	2	5
45-48	2	1	2	2	7
49-51	0	1	2	2	5
Total	3	3	5	6	17



Test with Adults

Test Procedure The adult tests were conducted in Braunschweig and Wolfenbüttel with 200 test persons on each container size. According to US 16 CFR § 1700.20 70 % of the test persons were female; 30 % were male. 25 % were aged 50–54, 25 % were aged 55–59 and 50 % 60–70.

The participants were given the necessary instructions in writing.

The participants were chosen at random and had no visible impairment. If any impairment (e.g. impaired hand movement due to particular problems) became evident during the test, the results were not counted and the impairment was documented in the test records.

Results of Adult Tests

Test Old-man distribution

Age(years old)	Males	Females	Total
50-54	9	16	25
55-59	9	16	25
60-70	12	38	50
Total	30	70	100

Statistical result


Age in years	First test		Second test		Total
	Males	Females	Males	Females	
50-54	0	0	0	0	0
55-59	0	0	0	1	1
60-70	1	1	1	1	4
Total	1	1	1	2	5




ASTM D3475-17			
Clause	Requirement - Test	Result - Remark	Verdict
3	Requirement		
3.2	Test requirements		P
3.2.1	Test person requirements		P
	200 children age group at 42-51 months		P
	100 old man age group at 50-70 years old		P
4	Testing		P
4.1	Capacity is equal or lesser than 1L then fill up the substitute product in package, or fill in 1Kg substitute product package	kindergarten	P
4.3.1.3.1	Arrange a guardian every two children		P
4.3.1.3.2	Allows the use of any method to open the package include the teeth		P
4.3.1.4.2	Every group children open the package should control within five minutes		P
4.4.3	Every group adults open the package should control within five minutes allow to read the instructions		P
5	Result		P
5.1.1	At least eighty-five percent children can't open the package before demonstration	94%	P
	At least eighty percent children can't open the package after demonstration	89%	P
5.2	At least 90% adults can open and close the package within five minutes	95%	P
5.3	Every one of the testing should be marked pass or fail		P




Operation method of open



Step 1: press at the red point showing on the sample




Step 2: Remove the iron cover in the direction of the red arrow



Step 3: and then opened



Operation method of close



Step 1: Press the iron cover in the direction of the red arrow and close the iron box



EXTERNAL AND INTERNAL PHOTOS OF EUT

Photo of sample





Fig1




Fig2



Operation method of open



Step 1: press at the red point showing on the sample




Step 2: Remove the iron cover in the direction of the red arrow



Step 3: and then opened



Operation method of close



Step 1: Press the iron cover in the direction of the red arrow and close the iron box



EXTERNAL AND INTERNAL PHOTOS OF EUT

Photo of sample





Fig1




Fig2



Operation method of open



Step 1: press at the red point showing on the sample




Step 2: Remove the iron cover in the direction of the red arrow



Step 3: and then opened



Operation method of close



Step 1: Press the iron cover in the direction of the red arrow and close the iron box



EXTERNAL AND INTERNAL PHOTOS OF EUT

Photo of sample




Fig1



Fig2

-----THE END OF REPORT-----