

STAGGERED DUALS For 1966-1969 SHOVELHEADS



STAGGERED DUAL EXHAUST SYSTEMS For 1966-1969 SWINGARM SHOVELHEADS

An outside-the-frame front pipe, and a rear pipe that routes in front of the transmission, guarantee classic style and a throaty sound. These complete systems fit all 1966-1969 Shovelhead engines in swingarm frames, and will also fit rigid frames if the mechanical brake crossover tube is removed. The 40"-long drag pipes and the pipe sets with mufflers, have slider channels to ease installation.

2"-DIAMETER DRAG PIPES

723-2IN40 40"-long Slash Cut drag pipes (use Paughco #725D clamps to install) not shown

1¾"-DIAMETER EXHAUST SYSTEMS

723 34"-long Slash Cut drag pipes (use Paughco #725D clamps to install) not shown

723A 34"-long Goose Cut drag pipes (use Paughco #725D clamps to install) shown below on bike

723-40 40"-long Slash Cut drag pipes

723M 38"-long Slash Cut muffler set

723GM 38"-long Goose Cut muffler set

723TM 38"-long Tapered muffler set

422R Rear heat shield for Paughco #723 series pipe sets (shown below on bike)



723-40
40"-LONG SLASH CUT
DRAG PIPES



723M
38"-LONG SLASH CUT



723GM
38"-LONG GOOSE CUT



723TM
38"-LONG TAPERED

SPECIAL NOTES:

- 1) DRAG PIPES ARE NOT RECOMMENDED FOR USE ON THE STREET.
- 2) THESE PIPES HAVE LESS GROUND CLEARANCE THAN ORIGINAL EQUIPMENT AND MAY SCRAPE ON HARD RIGHT HAND TURNS. DO NOT USE THESE PIPES UNLESS THE FRONT END IS EXTENDED AT LEAST 4" LONGER THAN STOCK OR SERIOUS INJURY MAY RESULT.
- 3) SEE PAGE 247 FOR P-CLAMPS AND FRAME RAIL CLAMPS TO INSTALL THESE PIPE SETS.

HEAT SHIELD PHOTOS CAN BE
SEEN ON PAGES 349-353



723A
34"-LONG GOOSE CUT DRAG PIPES



STAGGERED DUALS FOR 1966-1969 SHOVELHEADS

TRIKE
KITS

SPRINGERS
& FORKS

HANDLEBARS
& RISERS

LIGHTING

FRAMES &
ACCESSORIES

WHEELS
& BRAKES

GAS & OIL
TANKS

SHEET
METAL

ENGINE &
ELECTRICAL

PRIMARY &
DRIVETRAIN

FOOT
CONTROLS

TRANSMISSION

EXHAUST

TOOLS &
GENERAL




723-1-40
40"-LONG 'CLOSE FIT'
SLASH CUT DRAG PIPES



718F



723-1M
38"-LONG
'CLOSE FIT' SLASH CUT



1 3/4" 'CLOSE FIT' STAGGERED DUAL EXHAUST SYSTEMS FOR 1966-1969 SWINGARM SHOVELHEADS

These exhaust systems will fit all 1966-1969 kick or electric start Shovelhead engines in swingarm frames, and tuck up tight to the frame for improved ground clearance. But, they will not fit rigid frames with mechanical brakes. They are also ideal for Panhead bottoms with Shovelhead top ends. Both pipe sets have slider channels to ease installation, and come with a Paughco #718F hanger bracket (except the 40"-long drag pipes). Additional muffler styles can be found on the following page.

723-1-40 40"-long Slash Cut drag pipes (use Paughco #718F hanger bracket to install)

723-1M 38"-long Slash Cut muffer set (includes a Paughco #718F hanger bracket)

718F Hanger bracket for Paughco #723-1 series pipe sets

422-1R Rear heat shield for Paughco #723-1 series pipe sets (shown below on bike)

SPECIAL NOTES:

- 1) DRAG PIPES ARE NOT RECOMMENDED FOR USE ON THE STREET.
- 2) SEE PAGES 349-353 FOR PHOTOS OF THE HEAT SHIELDS FOR THESE PIPE SETS.



723-1-40
40"-LONG 'CLOSE FIT'
SLASH CUT DRAG PIPES

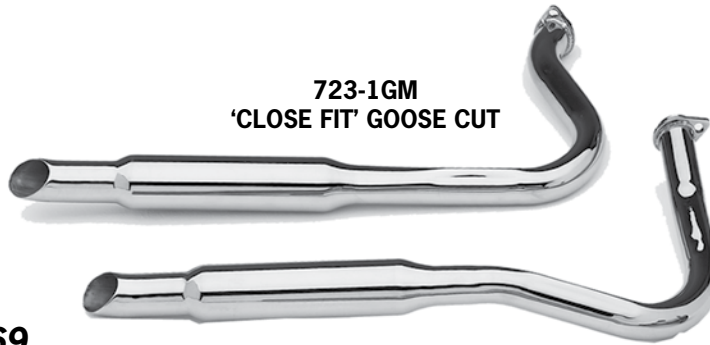
TO ORDER THESE PARTS, CALL US AT 775-246-5738
OR TOLL FREE AT 800-423-2621



STAGGERED DUALS FOR 1966-1969 SHOVELHEADS



723-1GM
'CLOSE FIT' GOOSE CUT




1 3/4" 'CLOSE FIT' STAGGERED DUAL EXHAUST SYSTEMS FOR 1966-1969 SWINGARM SHOVELHEADS

These exhaust systems will fit all 1966-1969 kick or electric start Shovelhead engines in swingarm frames, and tuck up tight to the frame for improved ground clearance. But, they will not fit rigid frames with mechanical brakes. They are also ideal for Panhead bottoms with Shovelhead top ends. These exhaust systems all have slider channels to ease installation, and come with a Paughco #718F hanger bracket. Additional drag pipe and muffler styles can be found on the previous page.

- 723-1GM** 38"-long Goose Cut muffler set
- 723-1MEG** 38"-long Megaphone muffler set
- 723-1TM** 38"-long Tapered muffler set (shown below on bike)
- 723-1-2M** 38"-long Super Slash Cuts
- 718F** Replacement hanger bracket for Paughco #723-1 series pipe sets
- 422-1R** Rear heat shield for Paughco #723-1 series pipe sets (shown below on bike)

723-1MEG
'CLOSE FIT' MEGAPHONE



718F



723-1-2M
'CLOSE FIT' SUPER SLASH CUT



HEAT SHIELD PHOTOS CAN BE SEEN ON PAGES 349-353



723-1TM
38"-LONG 'CLOSE FIT' TAPERED



STAGGERED DUALS FOR 1966-1969 SHOVELHEADS

TRIKE
KITS

SPRINGERS
& FORKS

HANDLEBARS
& RISERS

LIGHTING

FRAMES &
ACCESSORIES

WHEELS
& BRAKES

GAS & OIL
TANKS

SHEET
METAL

ENGINE &
ELECTRICAL

PRIMARY &
DRIVETRAIN

FOOT
CONTROLS

TRANSMISSION

EXHAUST

TOOLS &
GENERAL




724M
38"-LONG SLASH CUT



724GM
38"-LONG GOOSE CUT



724TM
38"-LONG TAPERED



724
34"-LONG SLASH CUT
DRAG PIPES



724A
34"-LONG GOOSE CUT
DRAG PIPES

1 3/4" STAGGERED DUAL EXHAUST SYSTEMS FOR 1966-1969 SHOVELHEADS

With a standard outside-the-frame front pipe, these exhaust systems were designed to fit 1966-1969 Shovelhead engines in swingarm frames, but will also fit rigid frames with mechanical brakes. The 40"-long drag pipes and the muffler sets have slider channels to ease installation.

- 724** 34"-long Slash Cut drag pipes (use Paughco #725D clamps to install)
- 724A** 34"-long Goose Cut drag pipes (use Paughco #725D clamps to install)
- 724-40** 40"-long Slash Cut drag pipes (shown below on bike)
- 724M** 38"-long Slash Cut muffler set
- 724GM** 38"-long Goose Cut muffler set
- 724TM** 38"-long Tapered muffler set
- 424R** Rear heat shield for Paughco #724 series pipe sets (not shown)

SPECIAL NOTES:

- 1) DRAG PIPES ARE NOT RECOMMENDED FOR USE ON THE STREET.
- 2) THESE PIPES HAVE LESS GROUND CLEARANCE THAN ORIGINAL EQUIPMENT AND MAY SCRAPE ON HARD RIGHT HAND TURNS. DO NOT USE THESE PIPES UNLESS THE FRONT END IS EXTENDED AT LEAST 4" LONGER THAN STOCK OR SERIOUS INJURY MAY RESULT.
- 3) SEE PAGE 247 FOR P-CLAMPS AND FRAME RAIL CLAMPS TO INSTALL THESE PIPE SETS.

HEAT SHIELD PHOTOS CAN BE SEEN ON PAGES 349-353




724-40
40"-LONG SLASH CUT DRAG PIPES

TO ORDER THESE PARTS, CALL US AT 775-246-5738
OR TOLL FREE AT 800-423-2621



OVER-THE-TRANSMISSION PIPE SETS FOR EARLY SHOVELHEADS



724C40
40"-LONG SLASH CUT
DRAG PIPES

1 3/4" OVER-THE-TRANSMISSION DRAG PIPES FOR 1966-1969 SHOVELHEADS

An outside-the-frame front pipe, and a rear pipe that routes over the transmission, bring a modern style and a throaty sound to your 1966–1969 Shovelhead. These systems will fit rigid or swingarm frames, but will not fit with the large FLH battery. A heat shield for the rear pipe is recommended.

724C40 40"-long Slash Cut drag pipes with slider channels

724C 34"-long Slash Cut drag pipes (Use Paughco #725D clamps to install)

724CA 34"-long Goose Cut drag pipes (Use Paughco #725D clamps to install)

424CR Rear heat shield for Paughco #724C series pipe sets (shown below on bike)



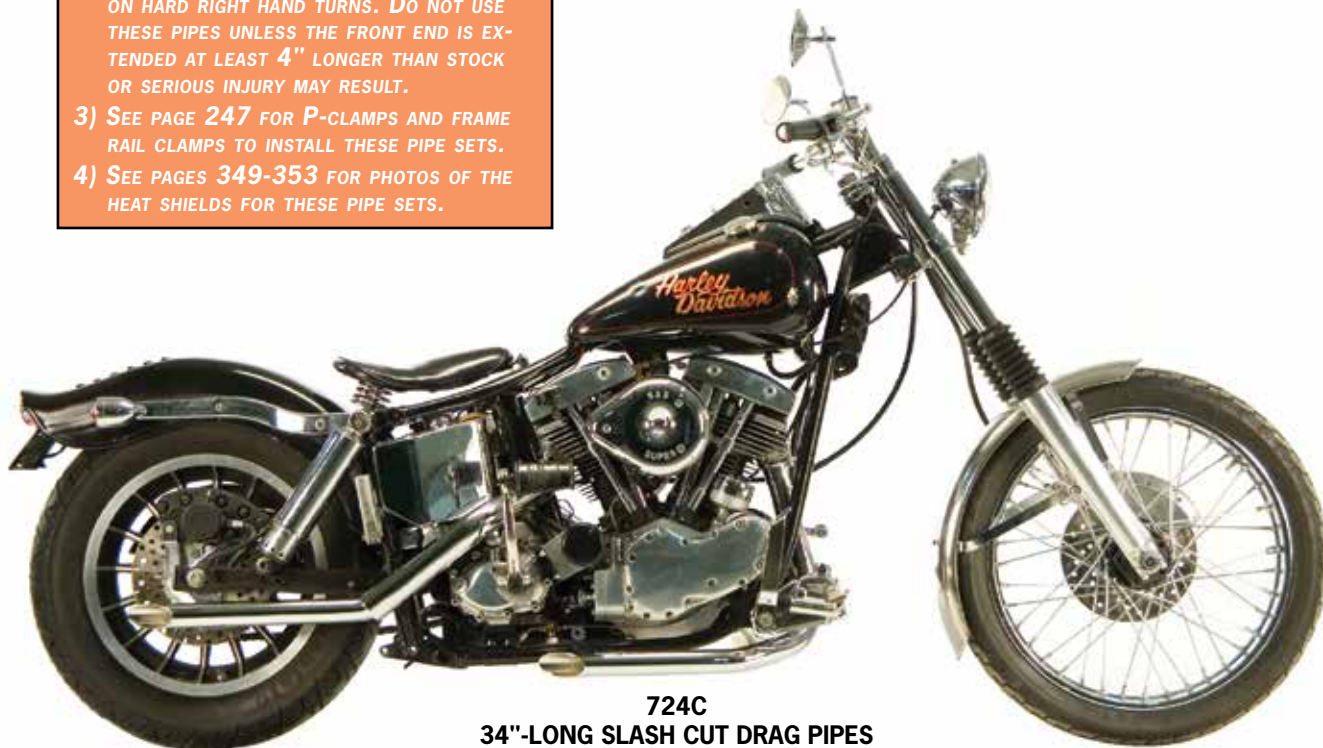
724C
34"-LONG SLASH CUT
DRAG PIPES



724CA
34"-LONG GOOSE CUT
DRAG PIPES

SPECIAL NOTES:


- 1) DRAG PIPES ARE NOT RECOMMENDED FOR USE ON THE STREET.
- 2) THESE PIPES HAVE LESS GROUND CLEARANCE THAN ORIGINAL EQUIPMENT AND MAY SCRAPE ON HARD RIGHT HAND TURNS. DO NOT USE THESE PIPES UNLESS THE FRONT END IS EXTENDED AT LEAST 4" LONGER THAN STOCK OR SERIOUS INJURY MAY RESULT.
- 3) SEE PAGE 247 FOR P-CLAMPS AND FRAME RAIL CLAMPS TO INSTALL THESE PIPE SETS.
- 4) SEE PAGES 349-353 FOR PHOTOS OF THE HEAT SHIELDS FOR THESE PIPE SETS.



724C
34"-LONG SLASH CUT DRAG PIPES




OVER-THE-TRANSMISSION PIPE SETS FOR EARLY SHOVELHEADS



724CGM
38"-LONG GOOSE CUT



724CM
38"-LONG SLASH CUT



724CTM
38"-LONG TAPERED



1 3/4" OVER-THE-TRANSMISSION EXHAUST SYSTEMS FOR 1966-1969 SHOVELHEADS

An outside-the-frame front pipe, and a rear pipe that routes over the transmission, bring a modern style and a throaty sound to your 1966-1969 Shovelhead. These complete mufflered exhaust systems will fit rigid or swingarm frames, but will not fit with the large FLH battery. All of these mufflered pipe sets have slider channels to ease installation, and a heat shield for the rear pipe is highly recommended.

724CGM 38"-long Goose Cut

724CM 38"-long Slash Cut


724CTM 38"-long Tapered

424CR Rear heat shield for Paughco #724C series pipe sets (shown below on bike)

HEAT SHIELD PHOTOS CAN BE SEEN ON PAGES 349-353

SPECIAL NOTES:

- 1) DRAG PIPES ARE NOT RECOMMENDED FOR USE ON THE STREET.
- 2) THESE PIPES HAVE LESS GROUND CLEARANCE THAN ORIGINAL EQUIPMENT AND MAY SCRAPE ON HARD RIGHT HAND TURNS. DO NOT USE THESE PIPES UNLESS THE FRONT END IS EXTENDED AT LEAST 4" LONGER THAN STOCK OR SERIOUS INJURY MAY RESULT.
- 3) SEE PAGE 247 FOR P-CLAMPS AND FRAME RAIL CLAMPS TO INSTALL THESE PIPE SETS.



724CM
38"-LONG SLASH CUT

TO ORDER THESE PARTS, CALL US AT 775-246-5738
OR TOLL FREE AT 800-423-2621



TRIKE
KITS

SPRINGERS
& FORKS

HANDLEBARS
& RISERS

LIGHTING

FRAMES &
ACCESSORIES

WHEELS
& BRAKES

GAS & OIL
TANKS

SHEET
METAL

ENGINE &
ELECTRICAL

PRIMARY &
DRIVETRAIN

FOOT
CONTROLS

TRANSMISSION

EXHAUST

TOOLS &
GENERAL

SHOTGUNS FOR 1966-1969 RIGID FRAME SHOVELHEADS




1 3/4" SHOTGUN EXHAUST SYSTEMS FOR 1966-1969 SHOVELHEADS IN RIGID FRAMES

With a standard outside-the-frame front pipe and a Shotgun rear, these exhaust systems are intended for use on 1966-1969 Shovelhead engines in rigid frames with a kickstart ONLY. The 40"-long drag pipes and the muffler sets have slider channels to ease installation, and a heat shield is recommended for the rear Shotgun pipe.

- 724D34** 34"-long Slash Cut drag pipes (Use Paughco #725D clamps to install)
- 724D40** 40"-long Slash Cut drag pipes (shown below on bike)
- 724DGM** 38"-long Goose Cut muffler set
- 724DM** 38"-long Slash Cut muffler set
- 724DTM** 38"-long Tapered muffler set (not shown)
- 724DMEG** 38"-long Megaphone muffler set
- 411BR** Rear heat shield for Paughco #724D series pipe sets (shown below on bike)



724DGM
38"-LONG GOOSE CUT



724DM
38"-LONG SLASH CUT



724DMEG
38"-LONG MEGAPHONE

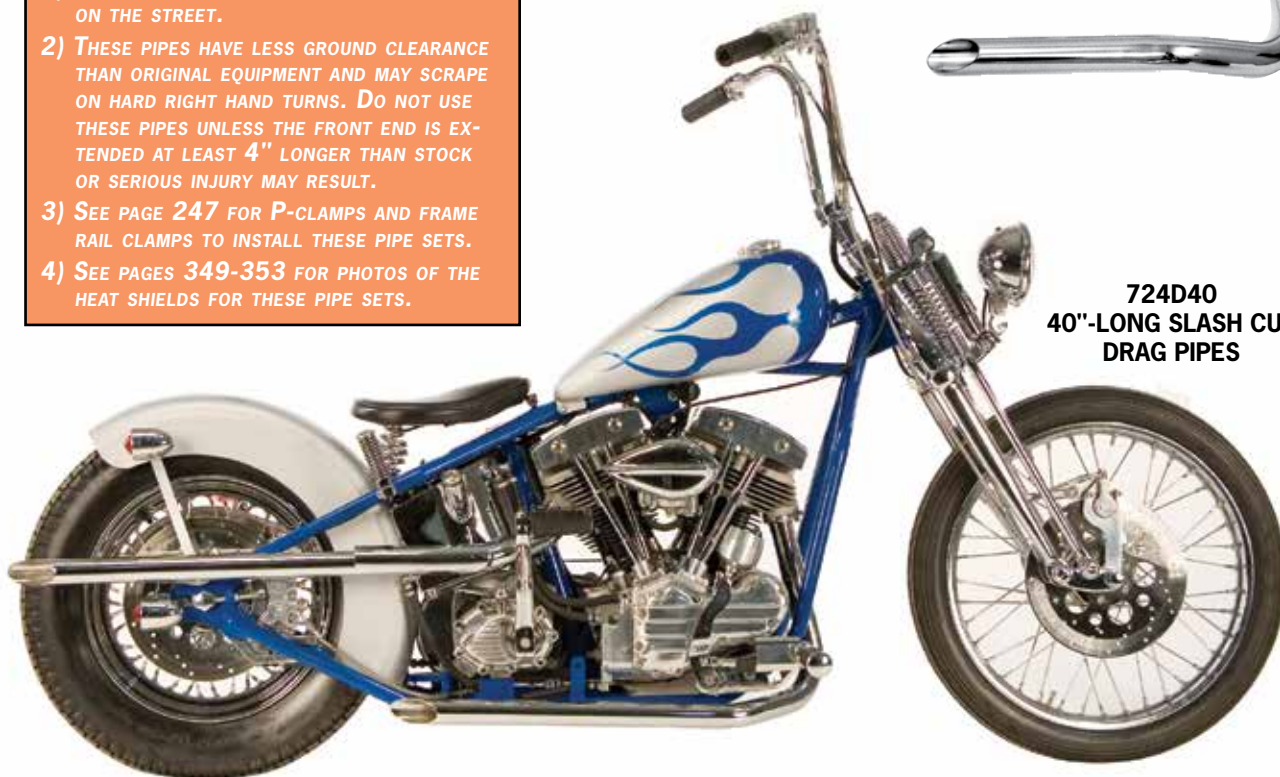


724D34
34"-LONG SLASH CUT
DRAG PIPES

724D40
40"-LONG SLASH CUT
DRAG PIPES

SPECIAL NOTES:

- 1) DRAG PIPES ARE NOT RECOMMENDED FOR USE ON THE STREET.
- 2) THESE PIPES HAVE LESS GROUND CLEARANCE THAN ORIGINAL EQUIPMENT AND MAY SCRAPE ON HARD RIGHT HAND TURNS. DO NOT USE THESE PIPES UNLESS THE FRONT END IS EXTENDED AT LEAST 4" LONGER THAN STOCK OR SERIOUS INJURY MAY RESULT.
- 3) SEE PAGE 247 FOR P-CLAMPS AND FRAME RAIL CLAMPS TO INSTALL THESE PIPE SETS.
- 4) SEE PAGES 349-353 FOR PHOTOS OF THE HEAT SHIELDS FOR THESE PIPE SETS.



PIPE SETS FOR EARLY SHOVELHEADS WITH S.T.D. HEADS

TRIKE
KITS

SPRINGERS
& FORKS

HANDLEBARS
& RISERS

LIGHTING

FRAMES &
ACCESSORIES

WHEELS
& BRAKES

GAS & OIL
TANKS

SHEET
METAL

ENGINE &
ELECTRICAL

PRIMARY &
DRIVETRAIN

FOOT
CONTROLS

TRANSMISSION

EXHAUST

TOOLS &
GENERAL



713-40STD



718J

712CSTD



715BSTD

1 3/4" PIPE SETS FOR 1948-1969 GENERATOR BIG TWIN ENGINES WITH S.T.D. CYLINDER HEADS IN RIGID OR SWINGARM FRAMES

These headpipe sets and Slash Cut drag pipes are specifically intended for use on engines with Panhead or Shovelhead lower ends and S.T.D. cylinder heads. Because of the unique 3-bolt exhaust flange incorporated into the S.T.D. heads, they require special exhaust systems for 1948-1969 rigid and swingarm frames and modified them accordingly.

712CSTD 2-Into-1 headpipes ONLY for use with an extension or muffler (kick or electric start)

715BSTD 3-piece Upsweep headpipes ONLY use with tail pipe extensions or universal mufflers (rigid frames with kickstart ONLY)

713-40STD 3-piece Slash Cut drag pipes with an over-the-transmission rear pipe and a front 'S' pipe for kickstart ONLY. Will not fit with a large FLH battery (rear pipe has a slider channel)

713D40STD 3-piece Slash Cut drag pipes with a Shotgun rear pipe (with slider channel) and a front 'S' pipe for rigid frames with kickstart ONLY

713D1-40STD 3-piece Slash Cut drag pipes with a Shotgun rear pipe and a front 'S' pipe for swingarm frames ONLY. Fits kick and electric start with swing-out kicker. Will not fit with large FLH battery. Rear pipe has a slider channel. Use a Paughco #718J hanger bracket to install it

718J Hanger bracket for the Shotgun rear pipe on a Paughco #713D1-40STD pipe set

HEAT SHIELDS

The use of a heat shield on the rear pipe is highly recommended.

424CR Fits Paughco #713-40STD over-the-transmission rear pipe (not shown)

411BR Fits Paughco #713D40STD Shotgun rear pipe (not shown)

412D1R Fits Paughco #713D1-40STD Shotgun rear pipe (not shown)

413CR Fits Paughco #712CSTD rear pipe when installed on bikes with mechanical or hydraulic brakes (not shown)

415BR Fits Paughco #715BSTD Upsweep Shotgun rear pipe (not shown)



713D40STD



713D1-40STD

SPECIAL NOTES:

- 1) DRAG PIPES ARE NOT RECOMMENDED FOR USE ON THE STREET.
- 2) SEE PAGE 247 FOR P-CLAMPS AND FRAME RAIL CLAMPS TO INSTALL THESE PIPE SETS.
- 3) SEE PAGES 349-353 FOR PHOTOS OF THE HEAT SHIELDS FOR THESE PIPE SETS.

TO ORDER THESE PARTS, CALL US AT 775-246-5738
OR TOLL FREE AT 800-423-2621



PIPE SETS FOR EARLY SHOVELHEADS WITH S.T.D. HEADS



1 3/4" DRAG PIPES FOR 1948-1969 GENERATOR BIG TWIN ENGINES WITH S.T.D. CYLINDER HEADS IN RIGID OR SWINGARM FRAMES

These 40"-long Slash Cut drag pipes are specifically intended for use on engines with Panhead or Shovelhead lower ends and S.T.D. cylinder heads. Because of the unique 3-bolt exhaust flange incorporated into the S.T.D. heads, they require special exhaust systems. We have taken some of our most popular drag pipe sets for 1948-1969 rigid and swingarm frames and modified them accordingly. They all have slider channels to ease installation, and heat shields for the rear Shotgun and over-the-transmission pipes are highly recommended.

724-40STD Staggered dual drag pipes for rigid and swingarm frames with mechanical brakes

724C40STD Staggered dual drag pipes with over-the-transmission rear pipe for rigid and swingarm frames with mechanical brakes. Will not work on swingarm frames with large FLH battery

724D40STD Shotgun drag pipes for rigid frames with kickstart ONLY

724D1-40STD Shotgun drag pipes for swingarm frames with kick and electric start with swing-out kicker ONLY. Will not fit with large FLH battery. Use a Paughco #718J hanger bracket to mount the rear pipe

718J Hanger bracket for Paughco #724D1-40STD Shotgun rear pipe (bolts to upper shock stud and rear strut on early and late model swingarm frames)

HEAT SHIELDS

The use of a heat shield on the rear pipe is highly recommended.

421R Fits Paughco #724-40STD rear pipe (not shown)

424CR Fits Paughco #724C40STD rear pipe (not shown)

411BR Fits Paughco #724D40STD rear pipe (not shown)

412D1R Fits Paughco #724D1-40STD rear pipe (not shown)



724-40STD



724C40STD



724D40STD



718J

724D1-40STD

SPECIAL NOTES:

- 1) DRAG PIPES ARE NOT RECOMMENDED FOR USE ON THE STREET.
- 2) THESE PIPES HAVE LESS GROUND CLEARANCE THAN ORIGINAL EQUIPMENT AND MAY SCRAPE ON HARD RIGHT HAND TURNS. DO NOT USE THESE PIPES UNLESS THE FRONT END IS EXTENDED AT LEAST 4" LONGER THAN STOCK OR SERIOUS INJURY MAY RESULT.
- 3) SEE PAGE 247 FOR P-CLAMPS AND FRAME RAIL CLAMPS TO INSTALL THESE PIPE SETS.
- 4) SEE PAGES 349-353 FOR PHOTOS OF THE HEAT SHIELDS FOR THESE PIPE SETS.



'S' PIPE EXHAUST SYSTEMS FOR 1966-1969 SHOVELHEADS

TRIKE
KITS

SPRINGERS
& FORKS

HANDLEBARS
& RISERS

LIGHTING

FRAMES &
ACCESSORIES

WHEELS
& BRAKES

GAS & OIL
TANKS

SHEET
METAL

ENGINE &
ELECTRICAL

PRIMARY &
DRIVETRAIN

FOOT
CONTROLS


TRANSMISSION

EXHAUST

TOOLS &
GENERAL



**713B
SHOTGUN
HEADPIPES**



**713D
SIDE-BY-SIDE
SHOTGUN HEADPIPES**



**716BE
UPSWEAP
HEADPIPES**



**713C
2-INTO-1
HEADPIPES**



**716B UPSWEAP HEADPIPES
WITH 415BR HEAT SHIELD AND
618BT BELL TIP MUFFLERS**

1 3/4" 'SQUISH PIPE' HEADPIPE SETS FOR 1966-1969 RIGID SHOVELHEADS

Choose from two Shotgun sets, two Upsweep sets, or a 2-into-1 headpipe set with front inside-the-frame 'squish' pipes, for your early Shovelhead.

3-PIECE SHOTGUN HEADPIPES

For rigid frames with kickstart ONLY. Heat shields for the rear Shotgun pipes are recommended. Use Paughco #725D clamps to install.

713B Headpipes ONLY for use with extensions or mufflers

713D Side-by-side headpipes ONLY for use with extensions or mufflers

411BR Rear heat shield for Paughco #'s 713B and 713D pipe sets (not shown)

3-PIECE UPSWEAP HEADPIPES

For rigid frames ONLY. Heat shields for the rear pipes are recommended. Use Paughco #725D clamps to install.

716B Headpipes ONLY for use with extensions or mufflers (fits kickstart only) shown below on bike

716BE Same as Paughco #716B except the rear pipe fits with an electric start wraparound oil tank

415BR Rear heat shield for Paughco #716B pipe set (shown below on bike)

416BER Rear heat shield for Paughco #716BE pipe set (not shown)

3-PIECE 2-INTO-1 HEADPIPES

For 1966-1969 rigid and swingarm frames. Also fits 1970-up cone alternator engines in early frames. Use Paughco #725D clamps to install.

713C Headpipes ONLY for use with an extension or muffler

413CR Fits Paughco #713C rear pipe when installed on bikes with mechanical or hydraulic brakes (not shown)

SPECIAL NOTES:

- 1) STRAIGHT PIPES ARE NOT RECOMMENDED FOR USE ON THE STREET.
- 2) SEE PAGE 247 FOR P-CLAMPS AND FRAME RAIL CLAMPS TO INSTALL THESE PIPE SETS.
- 3) SEE PAGES 349-353 FOR PHOTOS OF THE HEAT SHIELDS FOR THESE PIPE SETS.

TO ORDER THESE PARTS, CALL US AT 775-246-5738
OR TOLL FREE AT 800-423-2621



UPSWEEPS FOR 1966-1984 RIGID FRAME SHOVELHEADS



1 3/4" UPSWEEPS FOR 1966-1984 SHOVELHEADS IN RIGID FRAMES

The rear pipes turn up to follow the bottom frame rail on rigid frames. Heat shields are recommended on all rear pipes.

3-PIECE UPSWEEPS WITH OVER-THE-TRANSMISSION REAR PIPES FOR 1966-1969 SHOVELHEADS

An inside-the-frame front 'squish' pipe, and an upsweep rear pipe blend traditional and Chopper looks. These pipe sets fit Shovelhead engines in rigid frames with kick or electric start. The rear pipe will clear an electric start wraparound oil tank, and a Paughco #718-9 mounting hardware kit is included with Paughco #'s 716BA, 716BS and 716BST pipe sets.

716B1 Headpipes ONLY for use with extensions or mufflers

716BA Goose Cut drag pipes (shown below on bike)

716BS Slash Cut drag pipes (not shown)

716BST Straight Cut drag pipes (not shown)

414B1R Rear heat shield for Paughco #'s 716B1, 716BA, 716BS and 716BST pipe sets (not shown)

UPSWEEPS WITH OVER-THE-TRANSMISSION REAR PIPES FOR 1970-1984 SHOVELHEADS

These pipe sets fit Shovelhead engines in rigid frames with kick or electric start. The rear pipe will clear an electric start wraparound oil tank, and a Paughco #718-9 mounting hardware kit is included with Paughco #'s 730CA, 730CS and 730CST pipe sets.

730CA Goose Cut drag pipes

730CB Headpipes ONLY for use with extensions or mufflers (won't work with Fishtails)

730CS Slash Cut drag pipes (not shown)

730CST Straight Cut drag pipes (not shown)

430F Front heat shield (not shown)

414B1R Rear heat shield (not shown)

UPSWEEP HEADPIPES FOR 1970-1984 SHOVELHEADS


730C Headpipes ONLY for use with extensions or mufflers. Kickstart ONLY. Will not fit with mechanical brakes

730CE Headpipes ONLY for use with extensions or mufflers. Kick and electric start. Will not fit with mechanical brakes. Use with an electric start wraparound oil tank

430F Front heat shield (not shown)

415BR Rear heat shield for Paughco #730C pipe set (not shown)

416BER Rear heat shield for Paughco #730CE pipe set (not shown)



716B1
1966-1969 UPSWEEP
HEADPIPES



730CA
1970-1984 UPSWEEP
GOOSE CUT DRAG PIPES



730CB
1970-1984 UPSWEEP
HEADPIPES



730C
1970-1984
UPSWEEP
HEADPIPES



730CE
1970-1984
UPSWEEP
HEADPIPES

HEAT SHIELD PHOTOS CAN BE
SEEN ON PAGES 349-353



**716BA UPSWEEP
GOOSE CUT DRAG PIPES**

SHOTGUN 'S' PIPES FOR 1966-1969 RIGID SHOVELHEADS

TRIKE
KITS

SPRINGERS
& FORKS

HANDLEBARS
& RISERS

LIGHTING

FRAMES &
ACCESSORIES

WHEELS
& BRAKES

GAS & OIL
TANKS

SHEET
METAL

ENGINE &
ELECTRICAL

PRIMARY &
DRIVETRAIN

FOOT
CONTROLS

TRANSMISSION


EXHAUST

TOOLS &
GENERAL

713D40
40"-LONG SLASH CUT
DRAG PIPES




713DGM
38"-LONG GOOSE CUT



523-3

713DM
38"-LONG SLASH CUT



1 3/4" SHOTGUN 'S' PIPE SETS FOR 1966-1969 RIGID SHOVELHEADS

Choose from four 3-piece drag pipe and muffled exhaust systems for 1966-1969 Shovelhead engines in rigid frames with kickstart ONLY. They all have an inside-the-frame front 'squish' pipe for maximum ground clearance. All of these complete exhaust systems have slider channels, and a Paughco #523-3 hanger clamp is included with each set (except the drag pipes). Rear heat shields are recommended.

- 713D40** 40"-long Slash Cut Shotgun drag pipes with slider channel on rear pipe
- 713DGM** 38"-long Goose Cut muffer set
- 713DM** 38"-long Slash Cut muffer set
- 713DTM** 38"-long Tapered muffer set (shown below on bike)
- 523-3** Hanger clamp to mount 'S' pipe to frame rail on Paughco #'s 713DGM, 713DM and 713DTM pipe sets
- 411BR** Rear heat shield for Paughco #713D series pipe sets (shown below on bike)

SPECIAL NOTES:

- 1) DRAG PIPES ARE NOT RECOMMENDED FOR USE ON THE STREET.
- 2) SEE PAGE 247 FOR P-CLAMPS AND FRAME RAIL CLAMPS TO INSTALL THESE PIPE SETS.
- 3) SEE PAGES 349-353 FOR PHOTOS OF THE HEAT SHIELDS FOR THESE PIPE SETS.



713DTM
38"-LONG TAPERED

TO ORDER THESE PARTS, CALL US AT 775-246-5738
OR TOLL FREE AT 800-423-2621



SHOTGUNS For 1966-1969 SWINGARM FRAME SHOVELHEADS



724D1-40
40"-LONG SLASH CUT
DRAG PIPES



724D1GM
38"-LONG GOOSE CUT



724D1M
38"-LONG SLASH CUT



724D1TM
38"-LONG TAPERED



718J

724D1
24"-LONG 'CLOSE FIT'
SHOTGUN HEADPIPES



1 3/4" SHOTGUN EXHAUST SYSTEMS FOR 1966-1969 SWINGARM SHOVELHEADS

These complete exhaust systems and headpipes are intended for use on 1966-1969 Shovelhead engines in swingarm frames ONLY. Heat shields for the rear pipes are recommended.

EXHAUST SYSTEMS WITH SHOTGUN REAR PIPES

These sets fit kick and electric start models with a swing-out kicker, but will not work with the large FLH battery. Use a Paughco #718J bracket to mount the rear pipe.

- 724D1-40** 40"-long Slash Cut drag pipes
- 724D1GM** 38"-long Goose Cut muffler set
- 724D1M** 38"-long Slash Cut muffler set
- 724D1TM** 38"-long Tapered muffler set
- 724D1MEG** 38"-long Megaphone muffler set (shown below on bike)

718J Rear Shotgun pipe hanger bracket for all early and late model swingarm frames (bolts to the upper shock stud and the rear strut) shown below on bike

412D1R Rear heat shield for Paughco #724D1 series pipe sets (shown below on bike)

'CLOSE FIT' SHOTGUN HEADPIPES

For swingarm frames ONLY, but will not work with a large FLH battery. The front pipe tucks up tight under the floorboards for improved cornering clearance.

- 724D1** 24"-long headpipes for tail pipe extensions or universal mufflers
- 412D1R** Rear heat shield for Paughco #724D1 series pipe sets (shown below on bike)

SPECIAL NOTES:

- 1) DRAG PIPES ARE NOT RECOMMENDED FOR USE ON THE STREET.
- 2) THESE PIPES HAVE LESS GROUND CLEARANCE THAN ORIGINAL EQUIPMENT AND MAY SCRAPE ON HARD RIGHT HAND TURNS. DO NOT USE THESE PIPES UNLESS THE FRONT END IS EXTENDED AT LEAST 4" LONGER THAN STOCK OR SERIOUS INJURY MAY RESULT.

3) SEE PAGE 247 FOR P-CLAMPS AND FRAME RAIL CLAMPS TO INSTALL THESE PIPE SETS.

4) SEE PAGES 349-353 FOR PHOTOS OF THE HEAT SHIELDS FOR THESE PIPE SETS.



724D1MEG
38"-LONG MEGAPHONE

SHOTGUN 'S' PIPES FOR 1966-1969 SWINGARM SHOVELHEADS

713D1-40
40"-LONG SLASH CUT
DRAG PIPES



718J
T O O O O

713D1GM
38"-LONG GOOSE CUT

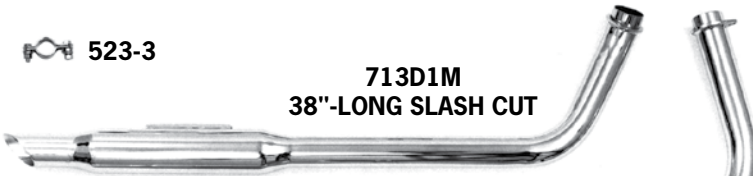


1 3/4" SHOTGUN 'S' PIPE SETS FOR 1966-1969 SWINGARM SHOVELHEADS

Choose from four 3-piece drag pipe and muffled exhaust systems for 1966-1969 Shovelhead engines in swingarm frames with kick or electric start ONLY, and a swing-out kick arm. They will not fit with the large FLH battery, and all have an inside-the-frame front 'squish' pipe for maximum ground clearance. All of these complete exhaust systems have slider channels, and a Paughco #523-3 hanger clamp is included with each set (except the drag pipes). Use a Paughco #718J bracket to mount the rear pipe. A heat shield is also recommended for the rear pipes.

523-3

713D1M
38"-LONG SLASH CUT



713D1-40 40"-long Slash Cut drag pipes

713D1GM 38"-long Goose Cut muffled set

713D1M 38"-long Slash Cut muffled set

713D1TM 38"-long Tapered muffled set

523-3 Hanger clamp to mount 'S' pipe to frame rail on Paughco #'s 713D1GM, 713D1M and 713D1TM pipe sets



718J Rear Shotgun pipe hanger bracket for all early and late model swingarm frames (bolts to the upper shock stud and the rear strut) shown below on bike

713D1TM
38"-LONG TAPERED




412D1R Rear heat shield for Paughco #713D1 series pipes (shown on bike)

HEAT SHIELD PHOTOS CAN BE SEEN ON PAGES 349-353

SPECIAL NOTES:

1) DRAG PIPES ARE NOT RECOMMENDED FOR USE ON THE STREET.



713D1-40
40"-LONG SLASH CUT DRAG PIPES

TO ORDER THESE PARTS, CALL US AT 775-246-5738
OR TOLL FREE AT 800-423-2621



- TRIKE KITS
- SPRINGERS & FORKS
- HANDLEBARS & RISERS
- LIGHTING
- FRAMES & ACCESSORIES
- WHEELS & BRAKES
- GAS & OIL TANKS
- SHEET METAL
- ENGINE & ELECTRICAL
- PRIMARY & DRIVETRAIN
- FOOT CONTROLS
- TRANSMISSION
- EXHAUST
- TOOLS & GENERAL

TRIKE
KITSSPRINGS
& FORKSHANDLEBARS
& RISERS

LIGHTING

FRAMES &
ACCESSORIESWHEELS
& BRAKESGAS & OIL
TANKSSHEET
METALENGINE &
ELECTRICALPRIMARY &
DRIVETRAINFOOT
CONTROLS

TRANSMISSION

EXHAUST

TOOLS &
GENERAL

OVER-THE-TRANSMISSION 'S' PIPES FOR EARLY SHOVELHEADS



1 3/4" OVER-THE-TRANSMISSION 'S' PIPE STAGGERED DUALS FOR 1966-1969 SHOVELHEADS

These 3-piece complete exhaust systems feature an inside-the-frame front 'squish' pipe, and an over-the-transmission rear pipe to blend nostalgic and contemporary looks on your generator Shovelhead. They fit rigid and swingarm frames with kickstart ONLY, but will not work with the large FLH battery. The muffler sets have slider channels on the front and rear pipes, and the drag pipes have one on the rear pipe only. A Paughco #523-3 mounting clamp is included with all sets (except the drag pipes), and a heat shield is recommended for all of the rear pipes.

713-40 40"-long Slash Cut drag pipes

713GM 38"-long Goose Cut muffler set

713M 38"-long Slash Cut muffler set (shown below on bike)

713TM 38"-long Tapered muffler set

523-3 Hanger clamp to install 'S' pipe to frame rail on Paughco #'s 713GM, 713M and 713TM pipe sets

424CR Rear heat shield for Paughco #'s 713-40, 713GM, 713M and 713TM pipe sets (shown below on bike)



713-40
40"-LONG
SLASH CUT
DRAG PIPES



523-3



713GM
38"-LONG
GOOSE CUT



713TM
38"-LONG
TAPERED

SPECIAL NOTES:

- 1) DRAG PIPES ARE NOT RECOMMENDED FOR USE ON THE STREET.
- 2) SEE PAGE 247 FOR P-CLAMPS AND FRAME RAIL CLAMPS TO INSTALL THESE PIPE SETS.
- 3) SEE PAGES 349-353 FOR PHOTOS OF THE HEAT SHIELDS FOR THESE PIPE SETS.



713M
38"-LONG SLASH CUT

286



VISIT US ON THE INTERNET AT WWW.PAUGHCO.COM
OR E-MAIL US AT INFO@PAUGHCO.COM

PIPE SETS FOR LATE SHOVELHEADS WITH S.T.D. HEADS

TRIKE
KITS

730-40STD
40"-LONG SLASH CUT
OVER-THE-TRANSMISSION
DRAG PIPES



SPRINGERS
& FORKS

HANDLEBARS
& RISERS

730D40STD
40"-LONG SLASH CUT
SHOTGUN DRAG PIPES



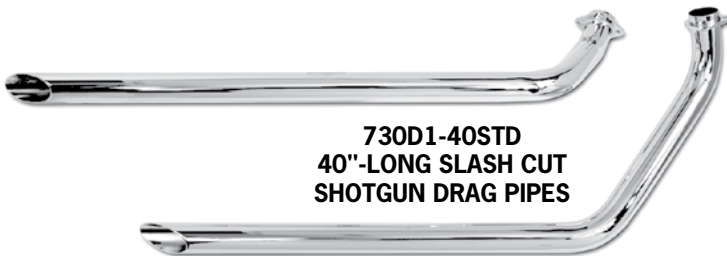
1 3/4" DRAG PIPES FOR 1970-1984 SHOVELHEAD ENGINES WITH S.T.D. CYLINDER HEADS

These 40"-long Slash Cut drag pipes are specifically intended for use on Shovelhead engines with S.T.D. cylinder heads in rigid or swingarm frames. Because of the unique 3-bolt exhaust flange incorporated into the S.T.D. heads, they require special exhaust systems. We have taken some of our most popular drag pipes and modified them accordingly, and then put slider channels on them to ease installation. Heat shields for the rear pipes are highly recommended.

LIGHTING

FRAMES &
ACCESSORIES

730D1-40STD
40"-LONG SLASH CUT
SHOTGUN DRAG PIPES



730-40STD

Staggered dual drag pipes with an over-the-transmission rear pipe for all 4-speed FX swingarm frames with kickstart ONLY. Will not fit with the FXE battery

WHEELS
& BRAKES

730D40STD

Shotgun drag pipes for rigid frames with hydraulic brakes and kickstart ONLY

GAS & OIL
TANKS

730D1-40STD

Shotgun drag pipes for swingarm frames with kick or electric start and swing-out kicker arm. Clears the rear shock and the FXE battery box. Use a Paughco #718J hanger bracket to install the rear pipe

SHEET
METAL

718J

730E40STD
40"-LONG SLASH CUT
DRAG PIPES



730E40STD

Staggered dual drag pipes for all 4-speed FX swingarm frames with kick or electric start and a swing-out kicker arm. Use a Paughco #718B bracket to install this pipe set

ENGINE &
ELECTRICAL

718B

718J

Hanger bracket for the Shotgun rear pipe on a Paughco #730D1-40STD pipe set

PRIMARY &
DRIVETRAIN

718B

Hanger bracket for the front and rear pipe on a Paughco #730E40STD pipe set

FOOT
CONTROLS

SPECIAL NOTES:

- 1) DRAG PIPES ARE NOT RECOMMENDED FOR USE ON THE STREET.
- 2) SEE PAGE 247 FOR P-CLAMPS AND FRAME RAIL CLAMPS TO INSTALL THESE PIPE SETS.
- 3) SEE PAGES 349-353 FOR PHOTOS OF THE HEAT SHIELDS FOR THESE PIPE SETS.

HEAT SHIELDS

The use of heat shields is highly recommended.

430F

Front heat shield for #730-series S.T.D. pipe sets (not shown)

424CR

Fits Paughco #730-40STD rear pipe (not shown)

411BR

Fits Paughco #730D40STD Shotgun rear pipe (not shown)

412D1R

Fits Paughco #730D1-40STD Shotgun rear pipe (not shown)

430ER

Fits Paughco #730E40STD rear pipe (not shown)

TRANSMISSION

EXHAUST

TO ORDER THESE PARTS, CALL US AT **775-246-5738**
OR TOLL FREE AT **800-423-2621**



TOOLS &
GENERAL

TRIKE
KITSSPRINGS
& FORKSHANDLEBARS
& RISERS

LIGHTING

FRAMES &
ACCESSORIESWHEELS
& BRAKESGAS & OIL
TANKSSHEET
METALENGINE &
ELECTRICALPRIMARY &
DRIVETRAINFOOT
CONTROLS

TRANSMISSION

EXHAUST

TOOLS &
GENERAL

OVER-THE-TRANSMISSION PIPE SETS FOR LATE SHOVELHEADS



730
34"-LONG SLASH CUT
DRAG PIPES



730A
34"-LONG GOOSE CUT
DRAG PIPES



1 3/4" OVER-THE-TRANSMISSION EXHAUST SYSTEMS FOR 1971-1984 SWINGARM FX MODELS

Kickstart ONLY. Will not work with the FXE battery. A heat shield for the rear pipe is highly recommended.

730 34"-long Slash Cut drag pipes (use Paughco #725D clamps to install)

730A 34"-long Goose Cut drag pipes (use Paughco #725D clamps to install)

730-40 40"-long Slash Cut drag pipes with slider channels (use Paughco #725D clamps to install) shown below on bike

730MEG 38"-long Megaphone muffler set with slider channels

430F Front heat shield for Paughco #730 series pipe sets (not shown)

424CR Rear heat shield for Paughco #730 series pipe sets (not shown)

733CK
2-INTO-1 OEM STYLE
HEADPIPES



2-INTO-1 HEADPIPE SET


Designed after the Original Equipment factory header fitted to many 70's kickstart FX models. Accepts many of our Paughco slip-on mufflers. Requires 5/16"-18 sockethead screws for installation instead of the regular exhaust studs.

733CK One-piece headpipe set

430F Front heat shield (not shown)

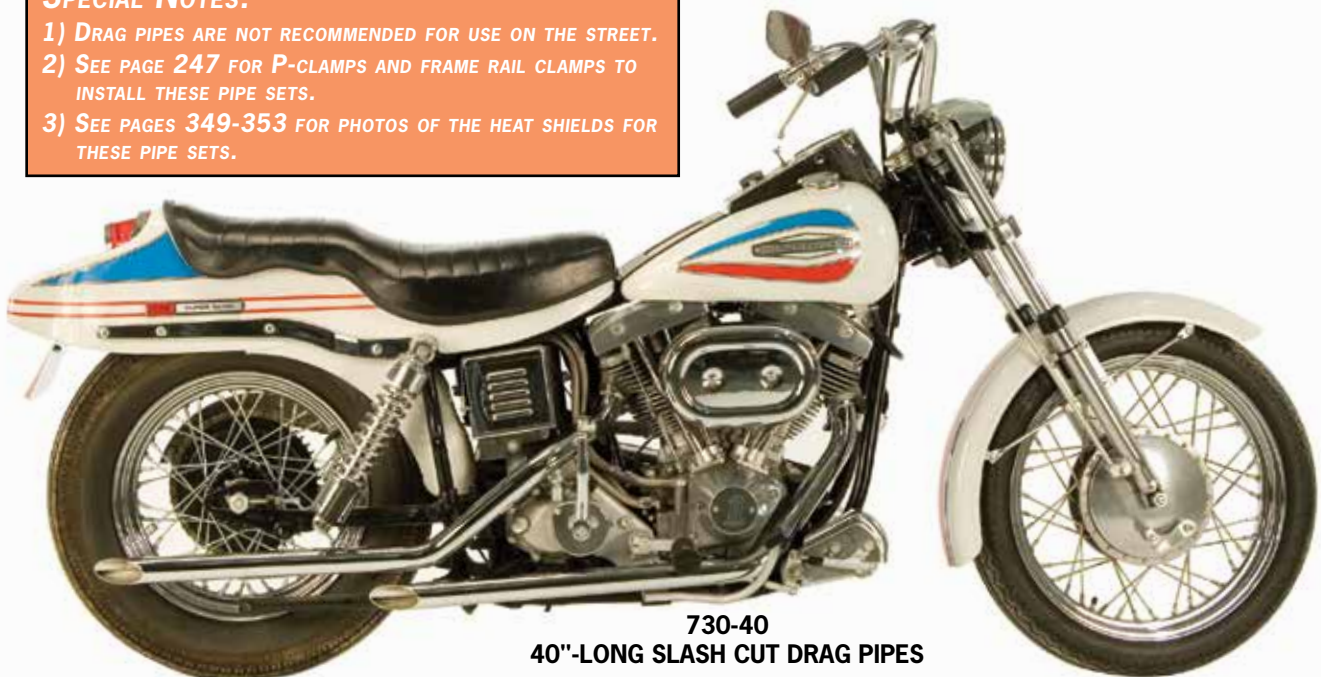
625-11 Lower front shield (not shown)

730MEG
38"-LONG
MEGAPHONES



SPECIAL NOTES:

- 1) DRAG PIPES ARE NOT RECOMMENDED FOR USE ON THE STREET.
- 2) SEE PAGE 247 FOR P-CLAMPS AND FRAME RAIL CLAMPS TO INSTALL THESE PIPE SETS.
- 3) SEE PAGES 349-353 FOR PHOTOS OF THE HEAT SHIELDS FOR THESE PIPE SETS.



730-40
40"-LONG SLASH CUT DRAG PIPES



OVER-THE-TRANSMISSION PIPE SETS FOR LATE SHOVELHEADS

TRIKE
KITS

SPRINGERS
& FORKS

HANDLEBARS
& RISERS

LIGHTING

FRAMES &
ACCESSORIES

WHEELS
& BRAKES

GAS & OIL
TANKS

SHEET
METAL

ENGINE &
ELECTRICAL


PRIMARY &
DRIVETRAIN

FOOT
CONTROLS


TRANSMISSION

EXHAUST

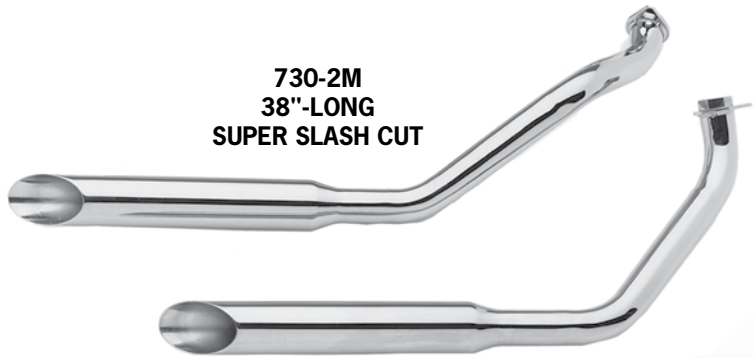
TOOLS &
GENERAL



730M
38"-LONG SLASH CUT



730TM
38"-LONG TAPERED



730-2M
38"-LONG
SUPER SLASH CUT

1 3/4" OVER-THE-TRANSMISSION EXHAUST SYSTEMS FOR 1971-1984 SWINGARM FX MODELS

Kickstart ONLY. Will not work with the FXE battery. Mufflers have slider channels to ease installation. A heat shield for the rear pipe is highly recommended.

- 730GM** 38"-long Goose Cut muffler set (shown below on bike)
- 730M** 38"-long Slash Cut muffler set
- 730TM** 38"-long Tapered muffler set
- 730-2M** 38"-long Super Slash Cuts
- 424CR** Rear heat shield for Paughco #730 series pipes (shown below on bike)
- 430F** Front heat shield for Paughco #730 series pipes (shown below on bike)

SPECIAL NOTES:

- 1) SEE PAGE 247 FOR P-CLAMPS AND FRAME RAIL CLAMPS TO INSTALL THESE PIPE SETS.
- 2) SEE PAGES 349-353 FOR PHOTOS OF THE HEAT SHIELDS FOR THESE PIPE SETS.



730GM
38"-LONG GOOSE CUT

TO ORDER THESE PARTS, CALL US AT 775-246-5738
OR TOLL FREE AT 800-423-2621



SHOTGUNS FOR 1970-1984 RIGID FRAME SHOVELHEADS



1 3/4" SHOTGUN EXHAUST SYSTEMS FOR 1970-1984 SHOVELHEAD ENGINES IN RIGID FRAMES

Designed for use on 1970-1984 Shovelhead engines in rigid frames with kickstart and hydraulic brakes ONLY. They all have slider channels to ease installation (except the 34"-long drag pipes). A heat shield is recommended for the rear pipe.

730D34 34"-long Slash Cut drag pipes (use Paughco #725D clamps to install)

730D40 40"-long Slash Cut drag pipes

730DE40 40"-long Slash Cut drag pipes. Use with electric start wrap around oil tank (not shown)

730DGM 38"-long Goose Cut muffler set

730DM 38"-long Slash Cut muffler set

730DTM 38"-long Tapered muffler set

730D2M 38"-long Super Slash Cut muffler set

730DMEG 38"-long Megaphone muffler set

430F Front heat shield for Paughco #730D series pipe sets (not shown)

411BR Rear heat shield for Paughco #730D series pipe sets (except Paughco #730DE40) not shown

411BER Rear heat shield for Paughco #730DE40 pipe set (not shown)

SPECIAL NOTES:

1) DRAG PIPES ARE NOT RECOMMENDED FOR USE ON THE STREET.

2) SEE PAGE 247 FOR P-CLAMPS AND FRAME RAIL CLAMPS TO INSTALL THESE PIPE SETS.

3) SEE PAGES 349-353 FOR PHOTOS OF THE HEAT SHIELDS FOR THESE PIPE SETS.

730D34
34"-LONG SLASH CUT
DRAG PIPES




730D40
40"-LONG SLASH CUT
DRAG PIPES




730DM
38"-LONG SLASH CUT



730D2M
38"-LONG SUPER SLASH CUT




730DMEG
38"-LONG MEGAPHONE



730DGM
38"-LONG GOOSE CUT




730DTM
38"-LONG TAPERED



SHOTGUNS FOR 1970-1984 SWINGARM FRAME SHOVELHEADS



730D1-40
40"-LONG SLASH CUT
DRAG PIPES



718J

730D1M
38"-LONG SLASH CUT

1 3/4" SHOTGUN EXHAUST SYSTEMS FOR 1970-1984 SHOVELHEAD ENGINES IN SWINGARM FRAMES

These pipe sets are for swingarm frames with kick or electric start and swing-out kicker arm ONLY. They are all equipped with slider channels so that you can use a Paughco #718B-1 (sold separately) to mount the front pipe and a Paughco #718J (sold separately) hanger bracket to mount the rear pipe so that they will clear the shock and FXE battery box. A heat shield for the rear pipe is highly recommended.

730D1-40 40"-long Slash Cut drag pipes

730D1M 38"-long Slash Cut muffler set

730D1GM 38"-long Goose Cut muffler set

730D1TM 38"-long Tapered muffler set

718B-1 Hanger bracket for the front pipe on Paughco #730D1 series pipe sets (shown below on bike)

718J Hanger bracket for the rear pipe on Paughco #730D1 series pipe sets (shown below on bike)

430F Front heat shield for Paughco #730D1 series pipe sets (shown below on bike)

412D1R Rear heat shield for Paughco #730D1 series pipe sets (shown below on bike)

SPECIAL NOTES:

- 1) DRAG PIPES ARE NOT RECOMMENDED FOR USE ON THE STREET.
- 2) SEE PAGES 349-353 FOR PHOTOS OF THE HEAT SHIELDS FOR THESE PIPE SETS.



730D1GM
38"-LONG GOOSE CUT



730D1TM
38"-LONG TAPERED



730D1-40
40"-LONG SLASH CUT DRAG PIPES

TO ORDER THESE PARTS, CALL US AT 775-246-5738
OR TOLL FREE AT 800-423-2621



TRIKE
KITS

SPRINGERS
& FORKS

HANDLEBARS
& RISERS

LIGHTING

FRAMES &
ACCESSORIES

WHEELS
& BRAKES

GAS & OIL
TANKS

SHEET
METAL

ENGINE &
ELECTRICAL

PRIMARY &
DRIVETRAIN

FOOT
CONTROLS

TRANSMISSION

EXHAUST

TOOLS &
GENERAL

DRAG PIPES FOR 1971-1984 SHOVELHEAD FX MODELS



730E
34"-LONG SLASH CUT
DRAG PIPES



730EA
34"-LONG GOOSE CUT
DRAG PIPES



STAGGERED DUAL DRAG PIPES FOR SWINGARM FRAME FX MODELS

These drag pipe sets were designed for Shovelhead 4-speed FX models with kick or electric start and a swing-out kicker arm. The 40"-long drag pipes are equipped with slider channels so that you can use a Paughco #718B hanger bracket (sold separately) for a clean installation. Heat shields for the front and rear pipes are highly recommended.

2"-DIAMETER DRAG PIPES

730E2IN40 40"-long Slash Cut drag pipes (use a Paughco #718B hanger bracket to install) not shown

1 3/4"-DIAMETER DRAG PIPES

730E 34"-long Slash Cut drag pipes (use Paughco #725D clamps to install)

730EA 34"-long Goose cut drag pipes (use Paughco #725D clamps to install)

730E40 40"-long Slash Cut drag pipes with slider channels (use a Paughco #718B hanger bracket to install)

730EA40 40"-long Goose Cut drag pipes with slider channels (use a Paughco #718B hanger bracket to install) not shown

430F Front heat shield for Paughco #730E series pipe sets (shown below on bike)

430ER Rear heat shield for Paughco #730E series pipe sets (shown below on bike)

718B Hanger bracket for Paughco #730E series pipe sets

718B



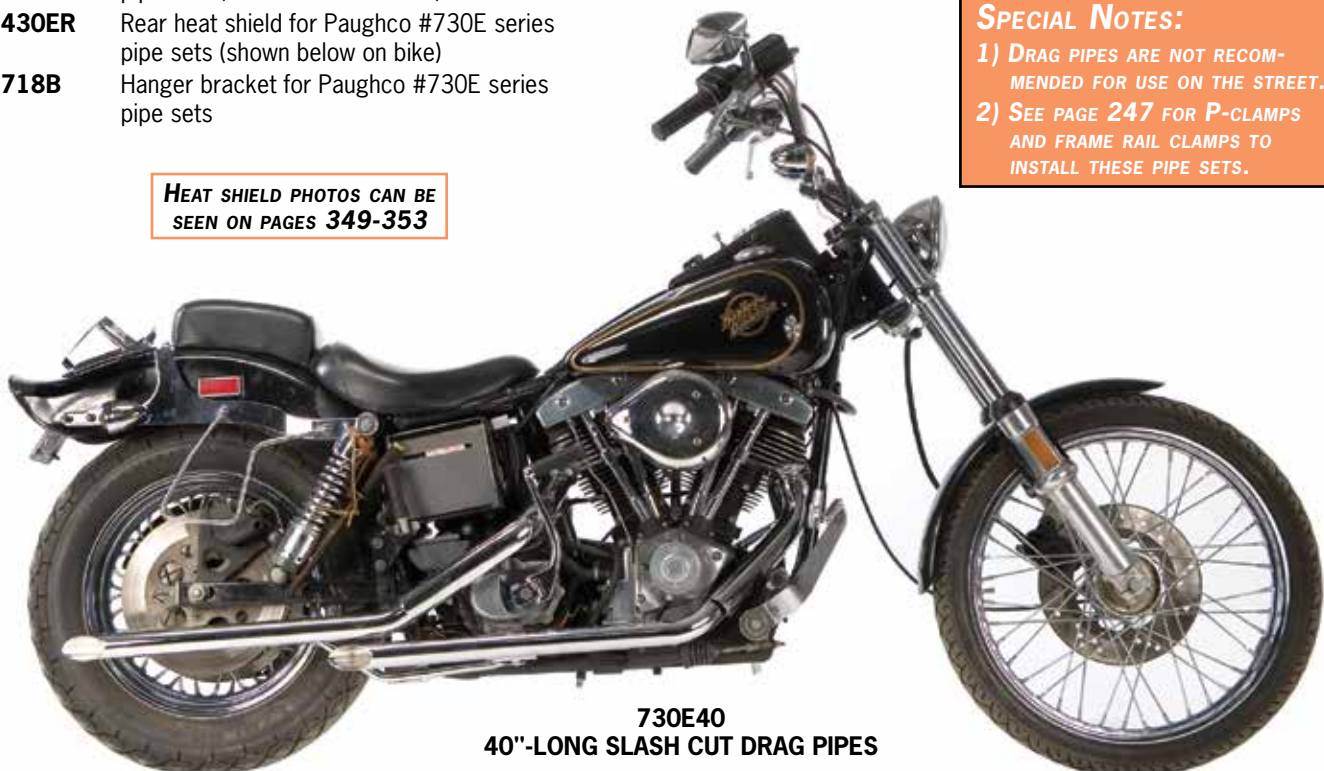
730E40
40"-LONG SLASH CUT
DRAG PIPES



SPECIAL NOTES:

- 1) DRAG PIPES ARE NOT RECOMMENDED FOR USE ON THE STREET.
- 2) SEE PAGE 247 FOR P-CLAMPS AND FRAME RAIL CLAMPS TO INSTALL THESE PIPE SETS.

HEAT SHIELD PHOTOS CAN BE
SEEN ON PAGES 349-353



730E40
40"-LONG SLASH CUT DRAG PIPES

EXHAUST SYSTEMS FOR 1971-1984 SHOVELHEAD FX MODELS

TRIKE
KITS

SPRINGERS
& FORKS

HANDLEBARS
& RISERS

LIGHTING

FRAMES &
ACCESSORIES

WHEELS
& BRAKES

GAS & OIL
TANKS

SHEET
METAL

ENGINE &
ELECTRICAL

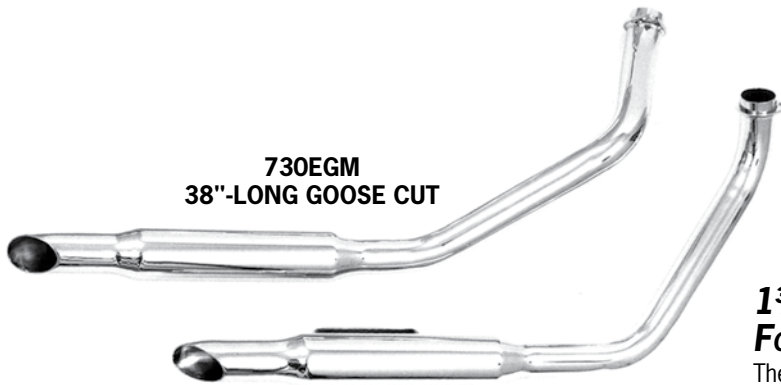
PRIMARY &
DRIVETRAIN

FOOT
CONTROLS


TRANSMISSION

EXHAUST

TOOLS &
GENERAL

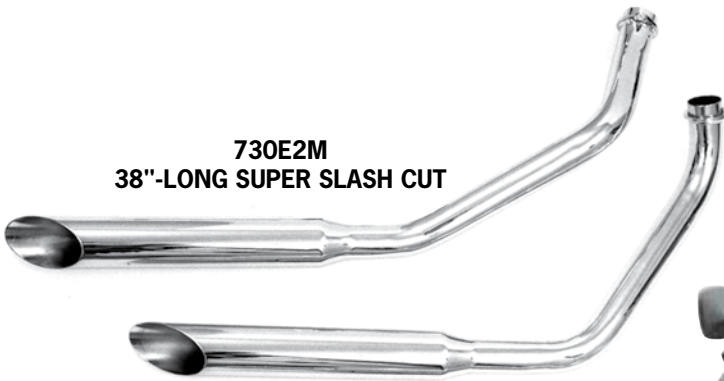


730EGM
38''-LONG GOOSE CUT



718B

730EM
38''-LONG SLASH CUT



730E2M
38''-LONG SUPER SLASH CUT

1 3/4" STAGGERED DUAL EXHAUST SYSTEMS FOR SWINGARM FRAME FX MODELS

These complete systems were designed for Shovelhead 4-speed FX models with kick or electric start and a swing-out kicker arm. There are 5 different styles to choose from that are all equipped with slider channels, and include a Paughco #718B hanger bracket for a clean installation. Heat shields for the front and rear pipes are recommended.

730EGM 38"-long Goose Cut muffler set

730EM 38"-long Slash Cut muffler set

730E2M 38"-long Super Slash Cuts

730ETM 38"-long Tapered muffler set

730EMEG 38"-long Megaphone muffler set (shown below on bike)

430F Front heat shield for Paughco #730E series pipe sets (not shown)

430ER Rear heat shield for Paughco #730E series pipe sets (not shown)

718B Replacement hanger bracket for Paughco #730E series pipe sets



730ETM
38''-LONG TAPERED

HEAT SHIELD PHOTOS CAN BE SEEN ON PAGES 349-353



730EMEG
38''-LONG MEGAPHONE

TO ORDER THESE PARTS, CALL US AT 775-246-5738
OR TOLL FREE AT 800-423-2621



DRAG PIPES FOR 1982-1983 SHOVELHEAD FXR MODELS



732
34"-LONG SLASH CUT
DRAG PIPES



SPECIAL NOTES:

- 1) DRAG PIPES ARE NOT RECOMMENDED FOR USE ON THE STREET.
- 2) SEE PAGE 247 FOR FRAME RAIL AND P-CLAMPS TO INSTALL THESE PIPE SETS.

1 3/4" STAGGERED DUAL DRAG PIPES FOR 1982-1983 SHOVELHEAD FXR MODELS

These drag pipe sets were designed specifically for the first Shovelhead-powered FXR and FXRS rubbermount models. Heat shields for the front and rear pipes are highly recommended.

732 34"-long Slash Cut drag pipes (use Paughco #725D clamps to install)

732A 34"-long Goose Cut drag pipes (use Paughco #725D clamps to install)

732-40 40"-long Slash Cut drag pipes with slider channels (bolts to the stock hanger bracket)

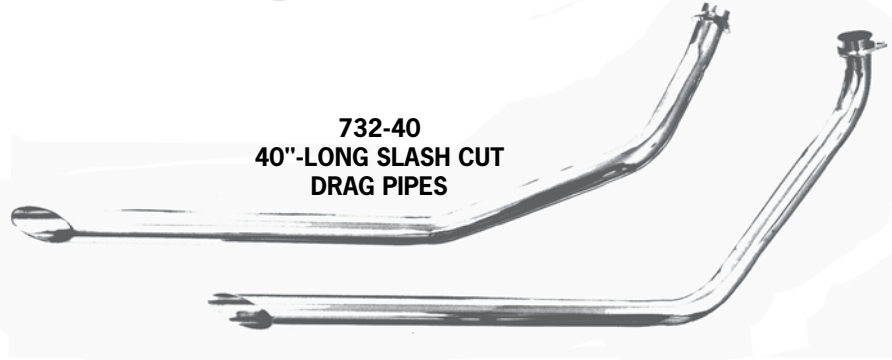
430F Front heat shield for Paughco #732 series pipe sets (not shown)

432R Rear heat shield for Paughco #732 series pipe sets (not shown)

732A
34"-LONG GOOSE CUT
DRAG PIPES



732-40
40"-LONG SLASH CUT
DRAG PIPES



HEAT SHIELD PHOTOS CAN BE SEEN ON PAGES 349-353



732-40
40"-LONG SLASH CUT DRAG PIPES



EXHAUST SYSTEMS FOR 1982-1983 SHOVELHEAD FXR MODELS

TRIKE
KITS

SPRINGERS
& FORKS

HANDLEBARS
& RISERS

LIGHTING

FRAMES &
ACCESSORIES

WHEELS
& BRAKES

GAS & OIL
TANKS

SHEET
METAL

ENGINE &
ELECTRICAL


PRIMARY &
DRIVETRAIN

FOOT
CONTROLS

TRANSMISSION

EXHAUST

TOOLS &
GENERAL



732GM
38"-LONG GOOSE CUT

1 3/4" STAGGERED DUALS AND HEADPIPE SET FOR 1982-1983 SHOVELHEAD FXR MODELS

These complete exhaust systems were designed specifically for the first Shovelhead-powered FXR and FXRS rubbermount models. They all have slider channels on the mufflers so they can be bolted to the stock HD hanger bracket. Heat shields for the front and rear pipes are recommended.

732GM 38"-long Goose Cut muffler set

732M 38"-long Slash Cut muffler set

732TM 38"-long Tapered muffler set

732-2M 38"-long Super Slash Cuts

430F Front heat shield for Paughco #732 series pipe sets (not shown)

432R Rear heat shield for Paughco #732 series pipe sets (not shown)


2-INTO-1 HEADPIPE SET

733C1 Headpipes ONLY for use with a tail pipe extension or universal muffler


430F Front heat shield for Paughco #733C1 pipe set (not shown)

433C1F Low front heat shield for Paughco #733C1 pipe set (not shown)

433C1R Rear heat shield for Paughco #733C1 pipe set (not shown)



732M
38"-LONG SLASH CUT




732TM
38"-LONG TAPERED



733C1
2-INTO-1
HEADPIPES

HEAT SHIELD PHOTOS CAN BE SEEN ON PAGES 349-353



732-2M
38"-LONG SUPER SLASH CUT

TO ORDER THESE PARTS, CALL US AT 775-246-5738
OR TOLL FREE AT 800-423-2621



EXHAUST SYSTEMS FOR 1970-1984 SHOVELHEAD FL MODELS



1 3/4" STAGGERED DUALS FOR 1970-1984 ELECTRIC START 4-SPEED FL MODELS

Intended for use on Shovelhead-powered FL models with electric start ONLY.

'SHORTY' STAGGERED DUALS

These systems will clear the HD factory highway bars, and the mufflers all have slider channels that line up with the included Paughco #718E hanger bracket.

733GM 38"-long Goose Cut muffler set

733M 38"-long Slash Cut muffler set

733TM 38"-long Tapered muffler set

718E Replacement hanger bracket for Paughco #733 series pipe sets

430F Front heat shield for Paughco #733 series pipe sets (not shown)

433R Rear heat shield for Paughco #733 series pipe sets (not shown)

CUSTOM 'LONG' STAGGERED DUALS

This complete exhaust system was designed to fit between the HD factory highway bar and the saddlebag, for a clean, parallel pipe installation. It has slider channels on the mufflers that line up perfectly with the included Paughco #718E-2 hanger bracket.

733-2TM 52"-long Tapered muffler set (shown below on bike)

718E-2 Replacement hanger bracket for Paughco #733-2TM pipe set (not shown)

430F Front heat shield (not shown)

433-1R Rear heat shield (not shown)

733GM
38"-LONG GOOSE CUT



733M
38"-LONG SLASH CUT



718E



733TM
38"-LONG TAPERED



HEAT SHIELD PHOTOS CAN BE SEEN ON PAGES 349-353



733-2TM
52"-LONG TAPERED



DRAG PIPES FOR 1970-1984 SHOVELHEAD FL MODELS

TRIKE
KITS

SPRINGERS
& FORKS

HANDLEBARS
& RISERS

LIGHTING

FRAMES &
ACCESSORIES

WHEELS
& BRAKES

GAS & OIL
TANKS

SHEET
METAL

ENGINE &
ELECTRICAL

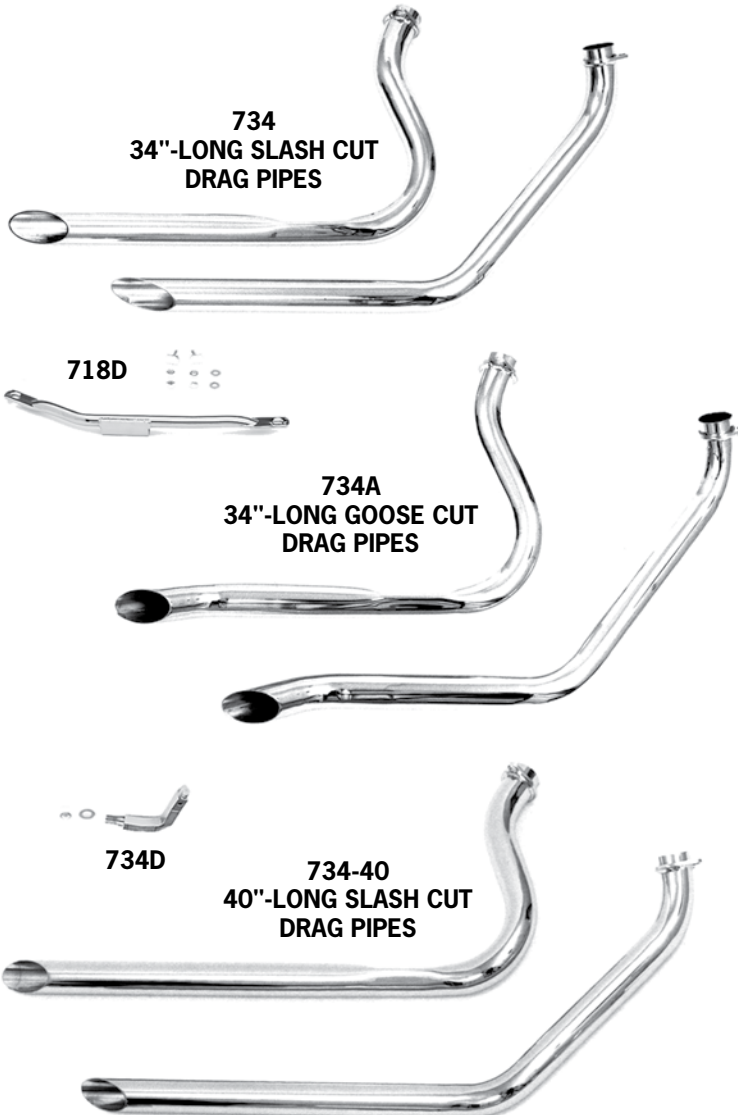
PRIMARY &
DRIVETRAIN

FOOT
CONTROLS

TRANSMISSION

EXHAUST

TOOLS &
GENERAL



1 3/4" STAGGERED DUAL DRAG PIPES FOR 1970-1984 SHOVELHEAD FL MODELS WITH KICK OR ELECTRIC START

Intended for use on Shovelhead-powered 4-speed FL models with kick or electric start. They clear the HD factory highway bars, but the right-side floorboard must be moved for pipe clearance (use a Paughco #734D floorboard bracket).

734 34"-long Slash Cut drag pipes (use Paughco #725D clamps to mount)

734A 34"-long Goose Cut drag pipes (use Paughco #725D clamps to mount)

734-40 40"-long Slash Cut drag pipes with slider channels (use a Paughco #718D hanger bracket to mount)

734A40 40"-long Goose Cut drag pipes with slider channels (use a Paughco #718D hanger bracket to mount) shown below on bike

718D Hanger bracket for Paughco #'s 734-40 and 734A40 pipe sets

734D Floorboard adapter for Paughco #734 series pipe sets

430F Front heat shield for Paughco #734 series pipes (shown below on bike)

422-1R Rear heat shield for Paughco #734 series rear pipe (shown below on bike)

HEAT SHIELD PHOTOS CAN BE SEEN ON PAGES 349-353

SPECIAL NOTES:

- 1) DRAG PIPES ARE NOT RECOMMENDED FOR USE ON THE STREET.
- 2) SEE PAGE 247 FOR P-CLAMPS AND FRAME RAIL CLAMPS TO INSTALL THESE PIPE SETS.



734A40
40"-LONG GOOSE CUT DRAG PIPES

TO ORDER THESE PARTS, CALL US AT 775-246-5738
OR TOLL FREE AT 800-423-2621



TRIKE
KITSSPRINGERS
& FORKSHANDLEBARS
& RISERS

LIGHTING

FRAMES &
ACCESSORIESWHEELS
& BRAKESGAS & OIL
TANKSSHEET
METALENGINE &
ELECTRICALPRIMARY &
DRIVETRAINFOOT
CONTROLS

TRANSMISSION


EXHAUST

TOOLS &
GENERAL

EXHAUST SYSTEMS FOR 1970-1984 SHOVELHEAD FL MODELS



734D

734GM
38"-LONG GOOSE CUT734M
38"-LONG SLASH CUT

718D

734MEG
38"-LONG MEGAPHONE

1 3/4" STAGGERED DUALS FOR 1970-1984 4-SPEED FL MODELS WITH KICK OR ELECTRIC START

Intended for use on Shovelhead-powered 4-speed FL models with kick or electric start. They clear the HD factory highway bars, but the right-side floorboard must be moved with the included Paughco #734D floorboard adapter. All of these exhaust systems have slider channels, and a Paughco #718D hanger bracket is included to ease installation. Heat shields for the front and rear pipes are recommended.

734GM 38"-long Goose Cut muffer set

734M 38"-long Slash Cut muffer set

734TM 38"-long Tapered muffer set

734MEG 38"-long Megaphone muffer set

734-2M 38"-long Super Slash Cuts (shown below on bike)

734D Replacement floorboard adapter for Paughco #734 series pipe sets

718D Replacement hanger bracket for Paughco #734 series pipe sets

430F Front heat shield for Paughco #734 series pipe sets (shown below on bike)

422-1R Rear heat shield for Paughco #734 series pipe sets (shown below on bike)

734TM
38"-LONG TAPERED

HEAT SHIELD PHOTOS CAN BE
SEEN ON PAGES 349-353


734-2M
38"-LONG SUPER SLASH CUT

VISIT US ON THE INTERNET AT WWW.PAUGHCO.COM
OR E-MAIL US AT INFO@PAUGHCO.COM

EXHAUST SYSTEMS FOR 1970-1984 SHOVELHEAD FL MODELS

SPECIAL NOTES:

1) DRAG PIPES ARE NOT RECOMMENDED FOR USE ON THE STREET.



733-12M
44"-LONG SUPER SLASH CUT

1 3/4" 'MID-LENGTH' STAGGERED DUALS FOR 1970-1984 ELECTRIC START FL MODELS

These complete exhaust systems are intended for use on Shovelhead-powered 4-speed FL models with electric start ONLY, and the rear pipe is designed to fit between the HD factory highway bar and the saddlebag, for a clean, parallel pipe installation. They all have slider channels that line up perfectly with the included Paughco #718E-1 hanger bracket. Heat shields are highly recommended.

- 733-1-40** 40"-long Slash Cut drag pipes (shown below on bike)
- 733-1A40** 40"-long Goose Cut drag pipes (not shown)
- 733-1M** 44"-long Slash Cut muffer set
- 733-12M** 44"-long Super Slash Cuts
- 718E-1** Replacement hanger bracket for #733-1 series pipe sets
- 430F** Front heat shield for Paughco #733-1 series pipe sets
- 433-1R** Rear heat shield for Paughco #733-1 series pipe sets



733-1-40
40"-LONG SLASH CUT DRAG PIPES

TO ORDER THESE PARTS, CALL US AT 775-246-5738
OR TOLL FREE AT 800-423-2621



TRIKE KITS

SPRINGERS & FORKS

HANDLEBARS & RISERS

LIGHTING

FRAMES & ACCESSORIES

WHEELS & BRAKES

GAS & OIL TANKS

SHEET METAL

ENGINE & ELECTRICAL

PRIMARY & DRIVETRAIN

FOOT CONTROLS

TRANSMISSION

EXHAUST

TOOLS & GENERAL

TRIKE
KITS

UPSWEEPS FOR 1966-1984 SWINGARM SHOVELHEADS



**724D2
UPSWEEPS FOR 1966-1969
SWINGARM SHOVELHEADS**

SPRINGERS
& FORKSHANDLEBARS
& RISERS

1 3/4" UPSWEEPS FOR 1966-1984 SWINGARM FRAMED SHOVELHEADS

Both of these upsweep headpipe sets will fit with FXE battery boxes, and they come with Paughco #'s 718J and 718J2 mounting hardware. Paughco #'s 725-1 and 725-2 pipe clamps are available for use with the #718J2 hanger strap. Complete your exhaust system by combining these headpipes with tailpipe extensions or universal mufflers. Heat shields are highly recommended.



LIGHTING

FRAMES &
ACCESSORIES

724D2 'S' pipe headpipes for 1966-1969 Shovelhead engines in swingarm frames

730D2 Upsweep headpipes for 1970-1984 Shovelhead engines in swingarm frames (shown below on bike)

430F Front heat shield for Paughco #730D2 pipe set (shown below on bike)

421D2R Rear heat shield for Paughco #'s 724D2 and 730D2 pipe sets (shown below on bike)

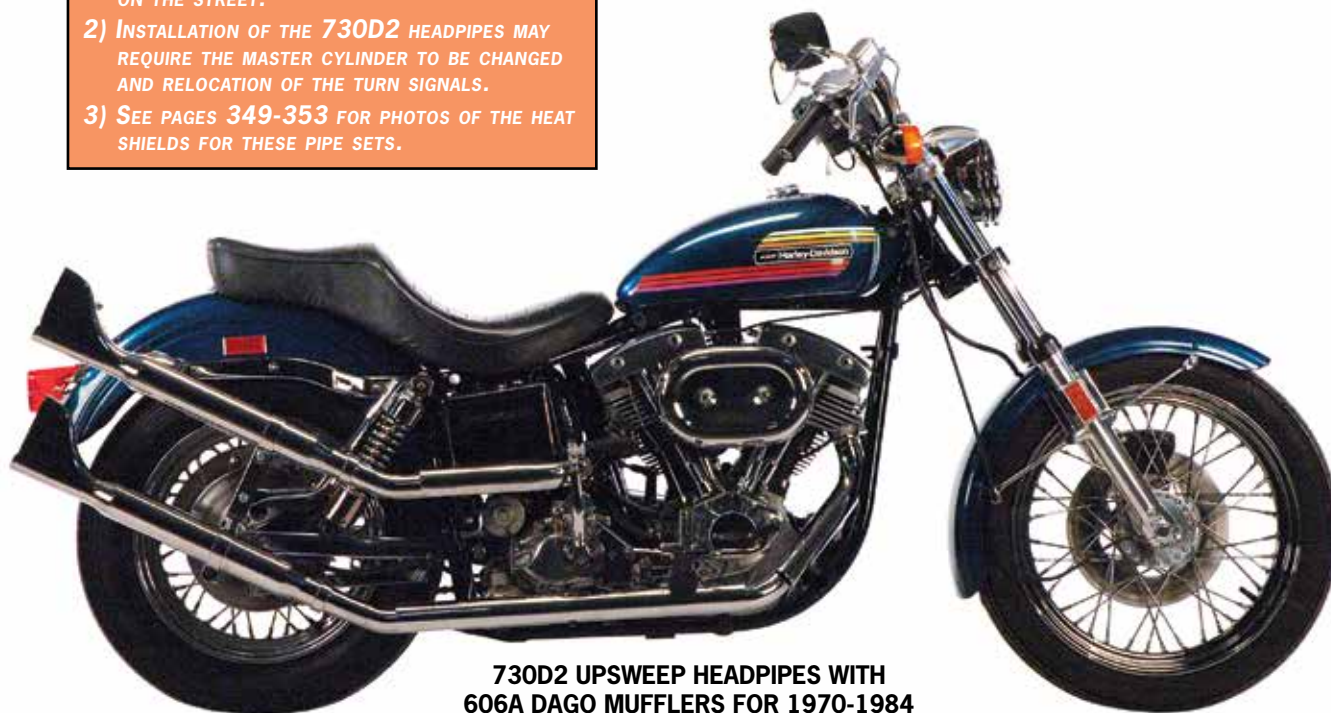
718J Replacement mounting bracket for Paughco #'s 724D2 and 730D2 pipe sets

718J2 Replacement hanger strap for Paughco #718J mounting bracket

WHEELS
& BRAKESGAS & OIL
TANKSSHEET
METAL

SPECIAL NOTES:

- 1) STRAIGHT PIPES ARE NOT RECOMMENDED FOR USE ON THE STREET.
- 2) INSTALLATION OF THE 730D2 HEADPIPES MAY REQUIRE THE MASTER CYLINDER TO BE CHANGED AND RELOCATION OF THE TURN SIGNALS.
- 3) SEE PAGES 349-353 FOR PHOTOS OF THE HEAT SHIELDS FOR THESE PIPE SETS.



**730D2 UPSWEEP HEADPIPES WITH
606A DAGO MUFFLERS FOR 1970-1984
SWINGARM SHOVELHEADS**

ENGINE &
ELECTRICALPRIMARY &
DRIVETRAINFOOT
CONTROLS

TRANSMISSION

EXHAUST

TOOLS &
GENERAL

VISIT US ON THE INTERNET AT WWW.PAUGHCO.COM
OR E-MAIL US AT INFO@PAUGHCO.COM

'S' PIPE CROSSOVER SYSTEMS FOR 1966-1969 FL MODELS



**735C
SINGLE CROSSOVER
FOR KICKSTART ONLY**

725E



**735-2
DUAL CROSSOVER FOR
SWINGARM FRAMES**



1 3/4" SINGLE AND DUAL CROSSOVERS FOR 1966-1969 SHOVELHEADS IN RIGID OR SWINGARM FRAMES

Three different crossover systems that feature front 'squish' pipes for 1966-1969 Shovelhead engines in rigid or swingarm frames. Complete your exhaust system by combining these headpipes with tailpipe extensions or universal mufflers. Heat shields are recommended.

CROSSOVERS FOR RIGID OR SWINGARM FRAMES

This system is for use on kickstart models ONLY.

735C 3-piece single crossover (includes a Paughco #725E mounting bracket)

CROSSOVERS FOR SWINGARM FRAMES ONLY

These systems will work on models with kick or electric start.

735E 3-piece single crossover (includes a Paughco #725L mounting bracket) shown below on bike

735-2 4-piece crossover duals

HEAT SHIELDS

435B Fits Paughco #735C rear pipe (not shown)

435D Fits Paughco #735E rear pipe and #735-2 crossover (shown below on bike)

413CR Fits Paughco #735-2 rear pipe when fitted with hydraulic brakes (not shown)

425-1 Fits Paughco #735-2 crossover (not shown)

435ES Snail heat shield for the right side rear cylinder on Paughco #'s 735C and 735E (shown below on bike)

HEAT SHIELD PHOTOS CAN BE SEEN ON PAGES 349-353



**735E
3-PIECE SINGLE CROSSOVER
FOR SWINGARM FRAMES
WITH 614 ROCKET MUFFLERS**



TO ORDER THESE PARTS, CALL US AT 775-246-5738
OR TOLL FREE AT 800-423-2621



TRIKE
KITS

SPRINGERS
& FORKS

HANDLEBARS
& RISERS

LIGHTING

FRAMES &
ACCESSORIES

WHEELS
& BRAKES

GAS & OIL
TANKS

SHEET
METAL

ENGINE &
ELECTRICAL

PRIMARY &
DRIVETRAIN

FOOT
CONTROLS

TRANSMISSION

EXHAUST

TOOLS &
GENERAL

CROSSOVER SYSTEMS FOR 1970-1984 FL MODELS



718K

733C
2-INTO-1
HEADPIPES

SPECIAL NOTES:

1) STRAIGHT PIPES ARE NOT RECOMMENDED FOR USE ON THE STREET.



1 3/4" INDEPENDENT AND CROSSOVER PIPES FOR 1970-1984 SHOVELHEAD FL MODELS WITH SWINGARM FRAMES

Two different crossover systems and a set of 2-into-1 headpipes for 1970-1984 Shovelhead engines in 4-speed swingarm frames with kick or electric start. Complete your exhaust system by combining these headpipes with tailpipe extensions or universal mufflers. Heat shields are recommended.

SINGLE AND DUAL CROSSOVER HEADPIPE SETS

735D 2-piece single crossover (includes a Paughco #725L mounting bracket) shown below on bike

735-1 3-piece crossover duals

718L1 Optional hanger brackets for mufflers or tail pipe extensions (set of 2)

435D Heat shield for Paughco #735D rear pipe and #735-1 crossover (shown below on bike)

430F Front heat shield for Paughco #735D and #735-1 pipe sets (shown below on bike)

433CF Low front heat shield for Paughco #735-1 pipe set (not shown)

413CR Rear heat shield for Paughco #735-1 pipe set (not shown)

435ES Snail heat shield for right side rear cylinder on Paughco #735D pipe set (shown below on bike)

425-1 Crossover heat shield for Paughco #735-1 pipe set (not shown)

2-INTO-1 HEADPIPE SET

Accepts the stock kickarm and clears the floorboards and HD factory highway bars.

733C Headpipe set ONLY

718K Optional hanger bracket for mufflers or tail pipe extensions (sold each)

430F Front heat shield for Paughco #733C pipe set (not shown)

433CF Low front heat shield for Paughco #733C front pipe (not shown)

413CR Rear heat shield for Paughco #733C pipe set (not shown)



718L1

735-1
DUAL CROSSOVER
HEADPIPES735D
SINGLE CROSSOVER HEADPIPES
WITH 606-2 UNIVERSAL MUFFLERS

HEAT SHIELD PHOTOS
CAN BE SEEN ON
PAGES 349-353



302

VISIT US ON THE INTERNET AT WWW.PAUGHCO.COM
OR E-MAIL US AT INFO@PAUGHCO.COM

EXHAUST SYSTEMS FOR 1980-1983 TOURING MODELS

TRIKE
KITS

SPRINGERS
& FORKS

HANDLEBARS
& RISERS

LIGHTING

FRAMES &
ACCESSORIES

WHEELS
& BRAKES

GAS & OIL
TANKS

SHEET
METAL

ENGINE &
ELECTRICAL

PRIMARY &
DRIVETRAIN

FOOT
CONTROLS

TRANSMISSION

EXHAUST

TOOLS &
GENERAL



733EA44
44"-LONG GOOSE CUT
DRAG PIPES



725SP
733E40
40"-LONG SLASH CUT
DRAG PIPES

1 3/4" EXHAUST SYSTEMS FOR 1980-1983 5-SPEED TOURING MODELS

A nice selection of drag pipes and headpipe sets for 1980-1983 Shovelhead-powered 5-speed FLT and FLHT models. Heat shields are recommended.

STAGGERED DUAL DRAG PIPES

1983 FLT and FLHT models will need to install the 1982 model passenger boards to be able to use these drag pipe sets. A Paughco #725SP mounting bracket is included with each set.

733E40 40"-long Slash Cut drag pipes

733EA44 44"-long Goose Cut drag pipes

433EF Front heat shield for Paughco #733E series pipe sets (not shown)

433ER Rear heat shield for Paughco #733E series pipe sets (not shown)

INDEPENDENT & CROSSOVER DUALS



725M
735-4
DUAL CROSSOVER
HEADPIPES

SINGLE AND DUAL CROSSOVER HEADPIPE SETS

A Paughco #725M mounting kit is included with each set. Complete your exhaust system by combining these headpipes with tailpipe extensions or universal mufflers.

735-4 3-piece crossover duals

735H 2-piece single crossover

435HF Front heat shield for Paughco #'s 735-4 and 735H pipe sets (not shown)

433C4F Low front heat shield for Paughco #735-4 front pipe (not shown)

435H Heat shield for Paughco #735H rear pipe & 735-4 crossover (not shown)

435HS Snail heat shield for right side rear cylinder on Paughco #735H (not shown)

435-4R Heat shield for Paughco #735-4 rear pipe (not shown)



725M
735H
SINGLE CROSSOVER
HEADPIPES

2-INTO-1 HEADPIPE SET

Complete your exhaust system by combining this headpipe set with a tailpipe extension or a universal muffler.

733C4 Headpipes ONLY

435HF Front heat shield for Paughco #733C4 pipe set (not shown)

433C4F Low front heat shield for Paughco #733C4 front pipe (not shown)

433C4R Rear heat shield for Paughco #733C4 pipe set (not shown)



733C4
2-INTO-1
HEADPIPES

SPECIAL NOTES:

- 1) DRAG PIPES ARE NOT RECOMMENDED FOR USE ON THE STREET.
- 2) SEE PAGES 349-353 FOR PHOTOS OF THE HEAT SHIELDS FOR THESE PIPE SETS.

TO ORDER THESE PARTS, CALL US AT **775-246-5738**
OR TOLL FREE AT **800-423-2621**

