

TRIKE
KITSSPRINGS
& FORKSHANDLEBARS
& RISERS

LIGHTING

FRAMES &
ACCESSORIESWHEELS
& BRAKESGAS & OIL
TANKSSHEET
METALENGINE &
ELECTRICALPRIMARY &
DRIVETRAINFOOT
CONTROLS

TRANSMISSION

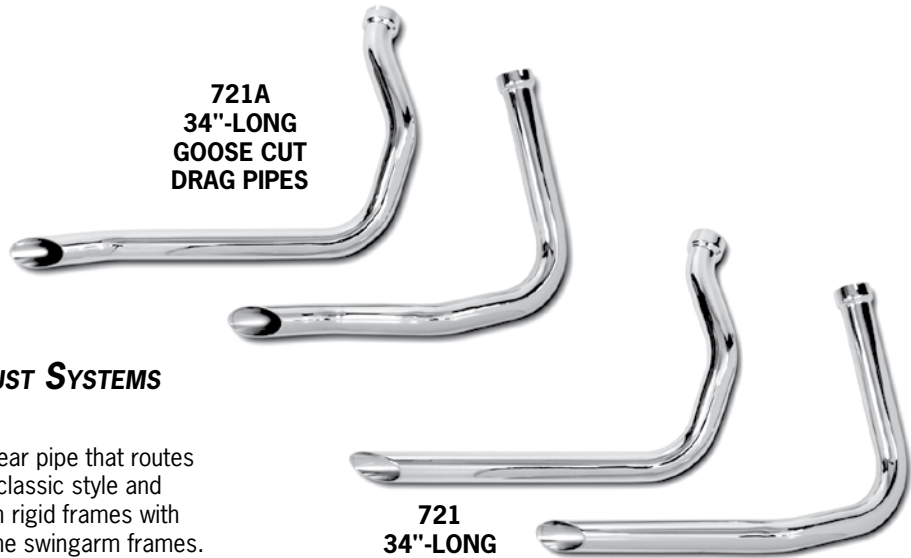
EXHAUST

TOOLS &
GENERAL

STAGGERED DUALS For 1948-1964 PANHEADS



**721A
34"-LONG
GOOSE CUT
DRAG PIPES**




**721
34"-LONG
SLASH CUT
DRAG PIPES**

1 3/4" STAGGERED DUAL EXHAUST SYSTEMS For 1948-1964 PANHEADS

An outside-the-frame front pipe, and a rear pipe that routes in front of the transmission, guarantee classic style and a throaty sound. They fit all Panheads in rigid frames with mechanical brakes, and will also fit some swingarm frames.

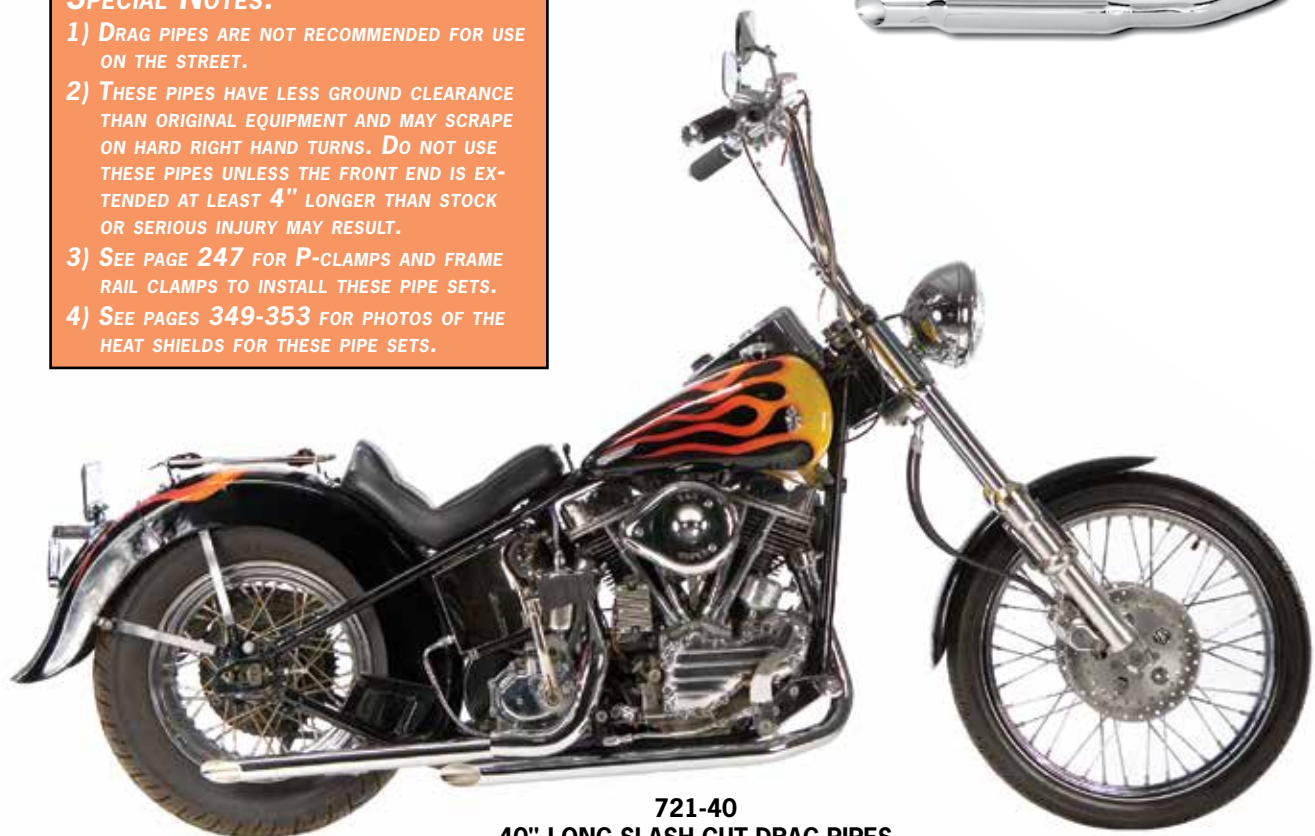
- 721** 34"-long Slash Cut drag pipes (use Paughco #'s 725B and 725D clamps to install)
- 721A** 34"-long Goose Cut drag pipes (use Paughco #'s 725B and 725D 'P' clamps to install)
- 721-40** 40"-long Slash Cut drag pipes with slider channels (shown below on bike)
- 721M** 38"-long Slash Cut muffler set with slider channels
- 421R** Rear heat shield for Paughco #721 series pipe sets (shown below on bike)

**721M
38"-LONG
SLASH CUT**



SPECIAL NOTES:

- 1) DRAG PIPES ARE NOT RECOMMENDED FOR USE ON THE STREET.
- 2) THESE PIPES HAVE LESS GROUND CLEARANCE THAN ORIGINAL EQUIPMENT AND MAY SCRAPE ON HARD RIGHT HAND TURNS. DO NOT USE THESE PIPES UNLESS THE FRONT END IS EXTENDED AT LEAST 4" LONGER THAN STOCK OR SERIOUS INJURY MAY RESULT.
- 3) SEE PAGE 247 FOR P-CLAMPS AND FRAME RAIL CLAMPS TO INSTALL THESE PIPE SETS.
- 4) SEE PAGES 349-353 FOR PHOTOS OF THE HEAT SHIELDS FOR THESE PIPE SETS.



**721-40
40"-LONG SLASH CUT DRAG PIPES**



EXHAUST SYSTEMS FOR 1948-1964 PANHEADS



721GM
38"-LONG
GOOSE CUT



721C
34"-LONG
SLASH CUT
DRAG PIPES



721CA
34"-LONG
GOOSE CUT
DRAG PIPES

1 3/4" EXHAUST SYSTEMS FOR 1948-1964 PANHEADS

Muffled pipe sets with an outside-the-frame front pipe, and a rear pipe that routes in front of the transmission, or drag pipes with an over-the-transmission rear pipe, guarantee classic style and a throaty sound.

STAGGERED DUALS

These muffled systems have slider channels, and will fit all 1948-1964 Panhead engines in rigid frames with mechanical brakes. Also fits some swingarm frames.

721GM 38"-long Goose Cut muffer set

721TM 38"-long Tapered muffer set (shown below on bike)

421R Rear heat shield for Paughco #721 series pipe sets (shown below on bike)

DRAG PIPES WITH OVER-THE-TRANSMISSION REAR PIPE

Fit rigid or swingarm frames, but will not fit with large FLH battery. Use Paughco #'s 725B and 725D clamps to install.

721C 34"-long Slash Cut drag pipes

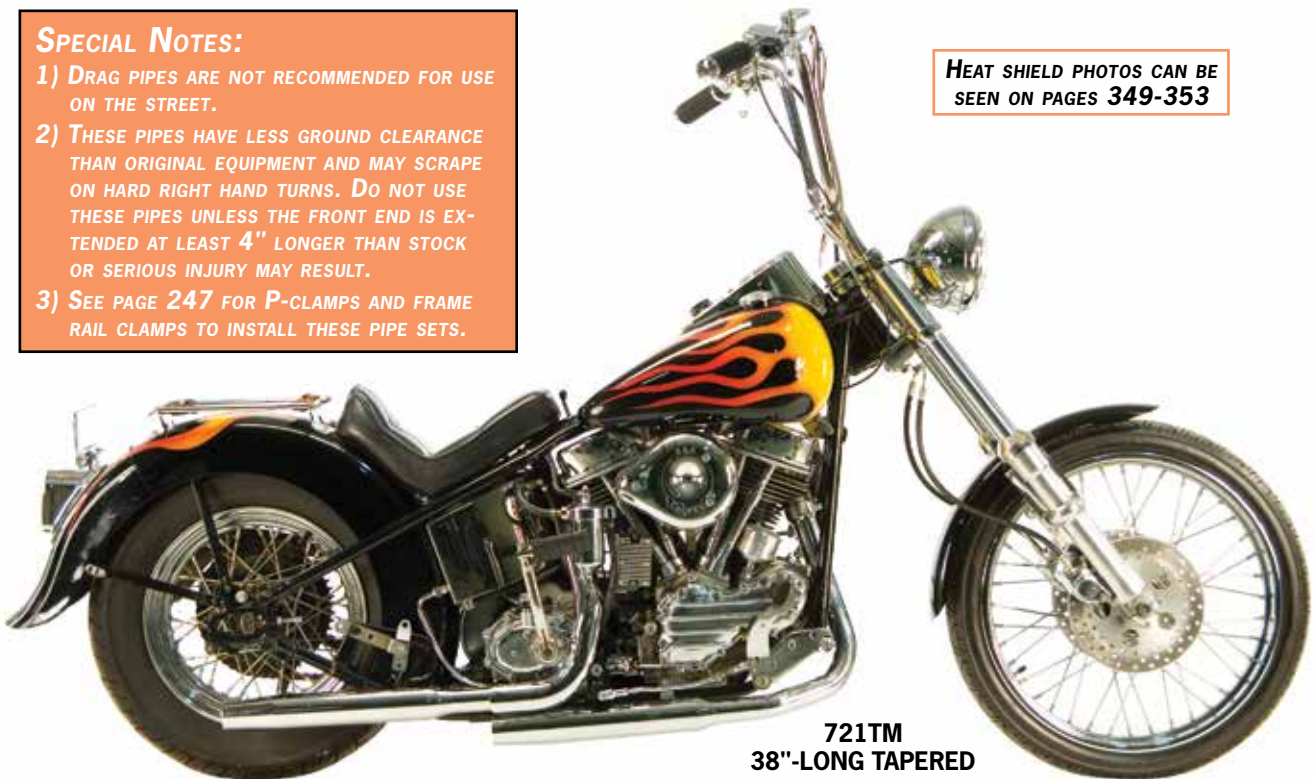
721CA 34"-long Goose Cut drag pipes

421CR Rear heat shield for Paughco #721C series pipe sets (not shown)

SPECIAL NOTES:

- 1) DRAG PIPES ARE NOT RECOMMENDED FOR USE ON THE STREET.
- 2) THESE PIPES HAVE LESS GROUND CLEARANCE THAN ORIGINAL EQUIPMENT AND MAY SCRAPE ON HARD RIGHT HAND TURNS. DO NOT USE THESE PIPES UNLESS THE FRONT END IS EXTENDED AT LEAST 4" LONGER THAN STOCK OR SERIOUS INJURY MAY RESULT.
- 3) SEE PAGE 247 FOR P-CLAMPS AND FRAME RAIL CLAMPS TO INSTALL THESE PIPE SETS.

HEAT SHIELD PHOTOS CAN BE SEEN ON PAGES 349-353



721TM
38"-LONG TAPERED

TO ORDER THESE PARTS, CALL US AT 775-246-5738
OR TOLL FREE AT 800-423-2621



TRIKE
KITS

SPRINGERS
& FORKS

HANDLEBARS
& RISERS

LIGHTING

FRAMES &
ACCESSORIES

WHEELS
& BRAKES

GAS & OIL
TANKS

SHEET
METAL

ENGINE &
ELECTRICAL

PRIMARY &
DRIVETRAIN

FOOT
CONTROLS

TRANSMISSION

EXHAUST

TOOLS &
GENERAL

TRIKE
KITSSPRINGS
& FORKSHANDLEBARS
& RISERS

LIGHTING

FRAMES &
ACCESSORIESWHEELS
& BRAKESGAS & OIL
TANKSSHEET
METALENGINE &
ELECTRICALPRIMARY &
DRIVETRAINFOOT
CONTROLS

TRANSMISSION

EXHAUST

TOOLS &
GENERAL

OVER-THE-TRANSMISSION PIPE SETS FOR PANHEADS



721C40
40"-LONG
SLASH CUT
DRAG PIPES

1 3/4" OVER-THE-TRANSMISSION EXHAUST SYSTEMS FOR 1948-1964 PANHEADS

An outside-the-frame front pipe, and a rear pipe that routes over the transmission, bring a modern style and a throaty sound to your 1948-1964 Panhead. These systems will fit rigid or swingarm frames, but will not fit with large FLH battery. They all have slider channels.

721C40 40"-long Slash Cut drag pipes

721CGM 38"-long Goose Cut muffler set (shown below on bike)

721CM 38"-long Slash Cut muffler set

721CTM 38"-long Tapered muffler set

421CR Rear heat shield for Paughco #721C series pipe sets (shown below on bike)



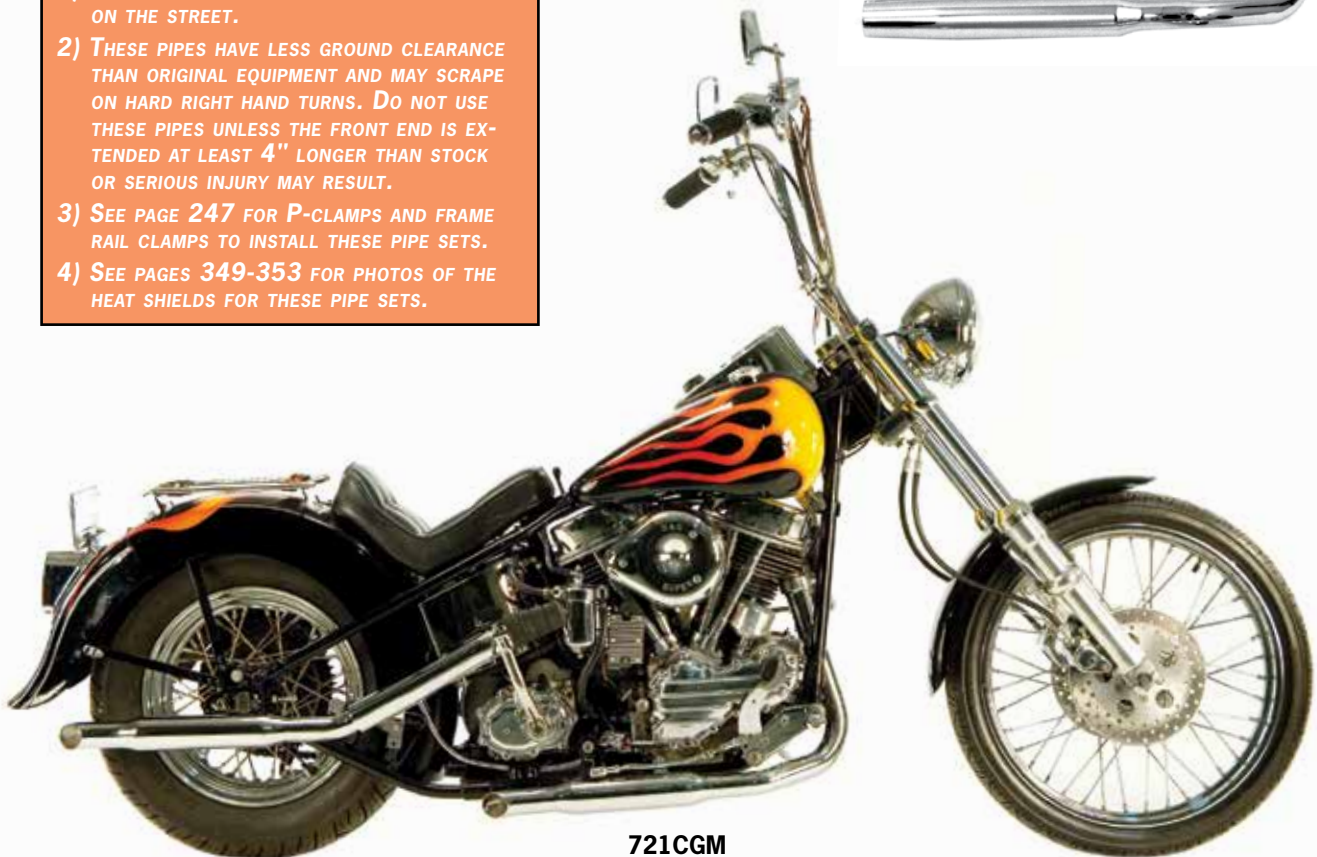
721CM
38"-LONG
SLASH CUT



721CTM
38"-LONG
TAPERED

SPECIAL NOTES:

- 1) DRAG PIPES ARE NOT RECOMMENDED FOR USE ON THE STREET.
- 2) THESE PIPES HAVE LESS GROUND CLEARANCE THAN ORIGINAL EQUIPMENT AND MAY SCRAPE ON HARD RIGHT HAND TURNS. DO NOT USE THESE PIPES UNLESS THE FRONT END IS EXTENDED AT LEAST 4" LONGER THAN STOCK OR SERIOUS INJURY MAY RESULT.
- 3) SEE PAGE 247 FOR P-CLAMPS AND FRAME RAIL CLAMPS TO INSTALL THESE PIPE SETS.
- 4) SEE PAGES 349-353 FOR PHOTOS OF THE HEAT SHIELDS FOR THESE PIPE SETS.



721CGM
38"-LONG GOOSE CUT



SHOTGUNS For 1948-1964 RIGID FRAME PANHEADS

721D40
40"-LONG SLASH CUT DRAG PIPES



721DGM
38"-LONG GOOSE CUT



1 3/4" SHOTGUN EXHAUST SYSTEMS For 1948-1964 PANHEADS

All of these exhaust systems are for rigid framed Panheads with kickstart ONLY. They all have slider channels to ease installation (except the 34"-long drag pipes), and heat shields are recommended for the rear pipe.

721D34 34"-long Slash Cut drag pipes (use Paughco #'s 725B and 725D clamps to install)

721D40 40"-long Slash Cut drag pipes

721DGM 38"-long Goose Cut muffer set

721DM 38"-long Slash Cut muffer set (shown below on bike)

721DTM 38"-long Tapered muffer set

411BR Rear heat shield for Paughco #721D series pipe sets (shown below on bike)

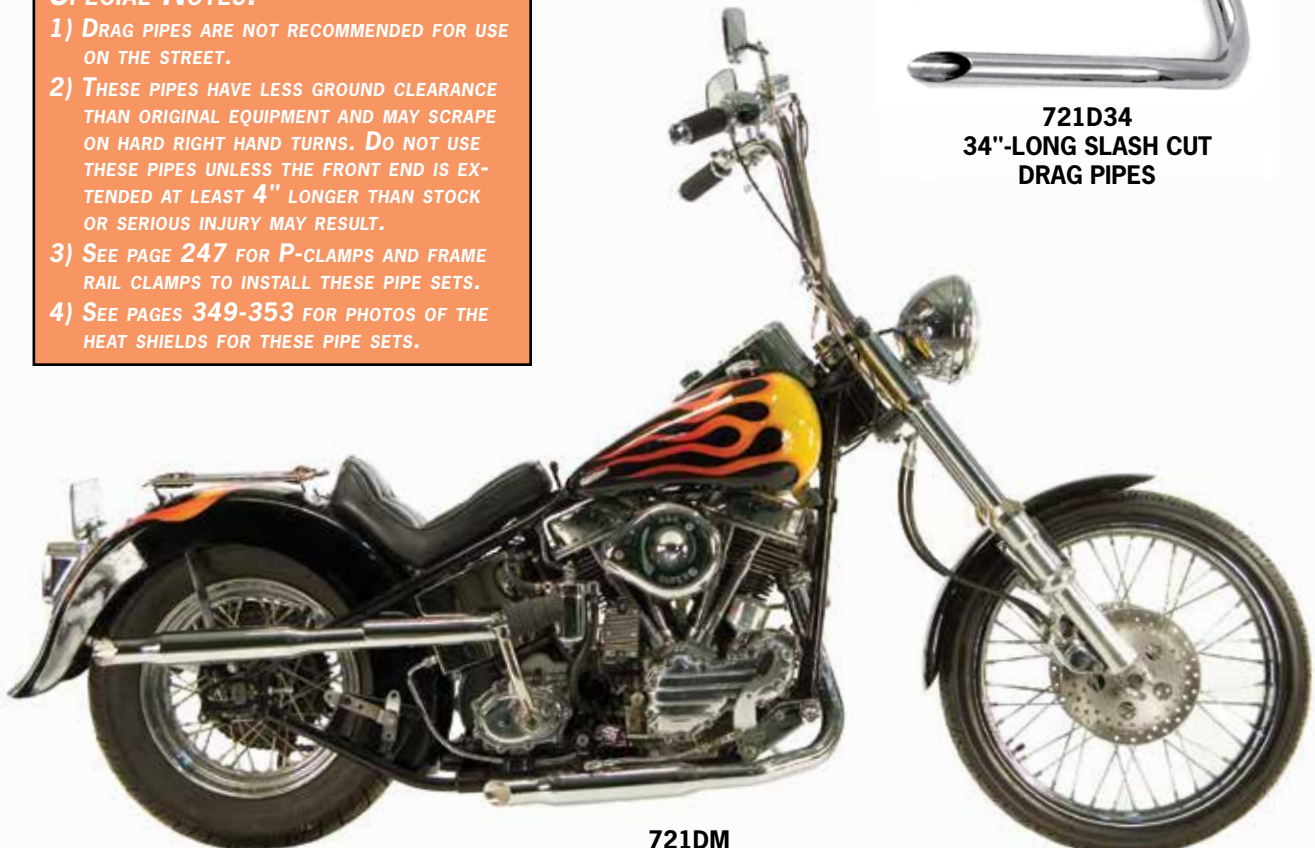
721DTM
38"-LONG TAPERED



721D34
34"-LONG SLASH CUT DRAG PIPES

SPECIAL NOTES:

- 1) DRAG PIPES ARE NOT RECOMMENDED FOR USE ON THE STREET.
- 2) THESE PIPES HAVE LESS GROUND CLEARANCE THAN ORIGINAL EQUIPMENT AND MAY SCRAPE ON HARD RIGHT HAND TURNS. DO NOT USE THESE PIPES UNLESS THE FRONT END IS EXTENDED AT LEAST 4" LONGER THAN STOCK OR SERIOUS INJURY MAY RESULT.
- 3) SEE PAGE 247 FOR P-CLAMPS AND FRAME RAIL CLAMPS TO INSTALL THESE PIPE SETS.
- 4) SEE PAGES 349-353 FOR PHOTOS OF THE HEAT SHIELDS FOR THESE PIPE SETS.



721DM
38"-LONG SLASH CUT

TO ORDER THESE PARTS, CALL US AT 775-246-5738
OR TOLL FREE AT 800-423-2621



TRIKE KITS

SPRINGERS & FORKS

HANDLEBARS & RISERS

LIGHTING

FRAMES & ACCESSORIES

WHEELS & BRAKES

GAS & OIL TANKS

SHEET METAL

ENGINE & ELECTRICAL

PRIMARY & DRIVETRAIN

FOOT CONTROLS

TRANSMISSION

EXHAUST

TOOLS & GENERAL

SHOTGUNS FOR 1958-1964 SWINGARM FRAME PANHEADS



1 3/4" SHOTGUN EXHAUST SYSTEMS FOR 1958-1964 PANHEADS

These complete systems fit 1958-1964 swingarm frames with electric or kickstart and swing-out kicker ONLY. They **will not fit with a large FLH battery**. They all have slider channels so you can use a Paughco #718J bracket (sold separately) to install the rear pipe (see page 263). A heat shield for the rear pipe is highly recommended.

- 721D1-40** 40"-long Slash Cut drag pipes (shown below on bike)
- 721D1GM** 38"-long Goose Cut muffler set
- 721D1M** 38"-long Slash Cut muffler set
- 721D1TM** 38"-long Tapered muffler set
- 412D1R** Rear heat shield for Paughco #721D1 series pipe sets (shown below on bike)
- 718J** Hanger bracket for the rear pipe on Paughco #721D1 series pipe sets (shown below on bike)

721D1GM
38"-LONG GOOSE CUT



721D1M
38"-LONG SLASH CUT



721D1TM
38"-LONG TAPERED



SPECIAL NOTES:

- 1) DRAG PIPES ARE NOT RECOMMENDED FOR USE ON THE STREET.
- 2) THESE PIPES HAVE LESS GROUND CLEARANCE THAN ORIGINAL EQUIPMENT AND MAY SCRAPE ON HARD RIGHT HAND TURNS. DO NOT USE THESE PIPES UNLESS THE FRONT END IS EXTENDED AT LEAST 4" LONGER THAN STOCK OR SERIOUS INJURY MAY RESULT.
- 3) SEE PAGE 247 FOR P-CLAMPS AND FRAME RAIL CLAMPS TO INSTALL THESE PIPE SETS.
- 4) SEE PAGES 349-353 FOR PHOTOS OF THE HEAT SHIELDS FOR THESE PIPE SETS.



721D1-40
40"-LONG SLASH CUT DRAG PIPES
SHOWN ON 1966-1969 SHOVELHEAD



2-INTO-1 & UPSWEEP HEADPIPES FOR SWINGARM PANHEADS



718J2



718J



1 3/4" 'SQUISH PIPE' HEADPIPES FOR 1948-1965 PANHEADS

A 2-into-1 system or an upsweep Shotgun rear pipe combined with an inside-the-frame front 'squish' pipe, blend traditional and Chopper looks on your Panhead. Add our tail pipe extensions or universal mufflers to complete the look.

3-PIECE UPSWEEP SHOTGUN HEADPIPES

Fits swingarm frames with kickstart engines ONLY, but requires an offset or swing-out kick arm. **Will not work with the large FLH battery.** Includes Paughco #'s 718J and 718J2 brackets.

721D2 Headpipes and brackets ONLY

421D2R Rear heat shield for Paughco #721D2 pipe set (not shown)

718J Rear pipe hanger bracket for swingarm frames (bolts to upper shock stud and rear strut)

718J2 Hanger strap for Paughco #718J mounting bracket

3-PIECE 2-INTO-1 HEADPIPES

Order the mechanical brake 'S' pipe for 1948-1957 models, or the hydraulic brake 'S' pipe when installing on 1958-1965 models with stock HD frames and kick or electric start. Use Paughco #'s 725B and 725D clamps (sold separately) to mount this pipe set.

712CM Mechanical brake headpipes

712CH Hydraulic brake headpipes (shown below on bike)

412CR Rear heat shield for Paughco #'s 712CM and 712CH (shown on bike)

SPECIAL NOTES:

- 1) STRAIGHT PIPES ARE NOT RECOMMENDED FOR USE ON THE STREET.
- 2) SEE PAGE 247 FOR P-CLAMPS AND FRAME RAIL CLAMPS TO INSTALL THESE PIPE SETS.
- 3) SEE PAGES 349-353 FOR PHOTOS OF THE HEAT SHIELDS FOR THESE PIPE SETS.



TO ORDER THESE PARTS, CALL US AT 775-246-5738
OR TOLL FREE AT 800-423-2621



TRIKE
KITS

SPRINGERS
& FORKS

HANDLEBARS
& RISERS

LIGHTING

FRAMES &
ACCESSORIES

WHEELS
& BRAKES

GAS & OIL
TANKS

SHEET
METAL

ENGINE &
ELECTRICAL

PRIMARY &
DRIVETRAIN

FOOT
CONTROLS

TRANSMISSION

EXHAUST

TOOLS &
GENERAL

STAGGERED DUALS For 1958-1964 SWINGARM PANHEADS



722
34"-LONG
SLASH CUT
DRAG PIPES



722-40
40"-LONG
SLASH CUT
DRAG PIPES



1 3/4" STAGGERED DUAL EXHAUST SYSTEMS FOR 1958-1964 SWINGARM PANHEADS

An outside-the-frame front pipe, and a rear pipe that routes in front of the transmission, guarantee classic style and a throaty sound. These complete systems fit all 1948-1964 Panhead engines in swingarm frames, and will also fit rigid frames if the mechanical brake crossover tube is removed. The 40"-long drag pipes and the pipe sets with mufflers, have slider channels to ease installation.

722A 34"-long Goose Cut drag pipes (use Paughco #'s 725B and 725D clamps to install) shown below on bike

722 34"-long Slash Cut drag pipes (use Paughco #'s 725B and 725D clamps to install)

722-40 40"-long Slash Cut drag pipes

722M 38"-long Slash Cut muffler set

722GM 38"-long Goose Cut muffler set


722TM 38"-long Tapered muffler set

422R Rear heat shield for Paughco #722 series pipe sets (shown below on bike)

722GM
38"-LONG GOOSE CUT



722M
38"-LONG SLASH CUT



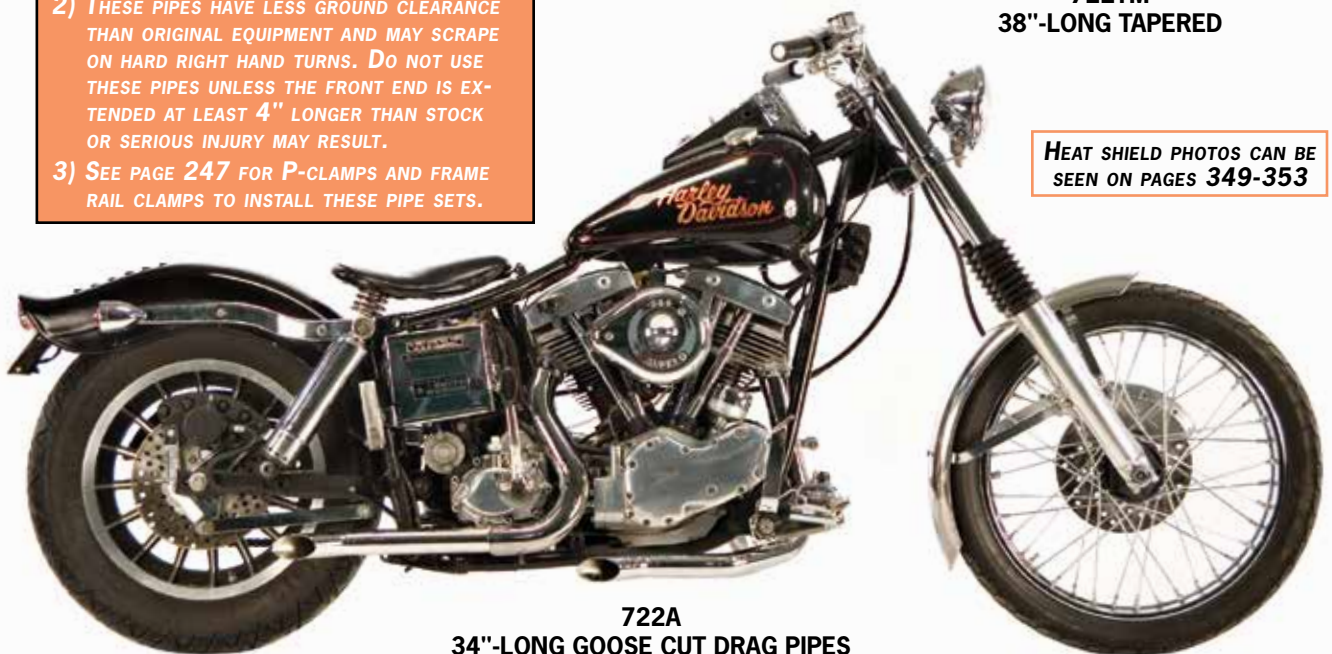
722TM
38"-LONG TAPERED



SPECIAL NOTES:

- 1) DRAG PIPES ARE NOT RECOMMENDED FOR USE ON THE STREET.
- 2) THESE PIPES HAVE LESS GROUND CLEARANCE THAN ORIGINAL EQUIPMENT AND MAY SCRAPE ON HARD RIGHT HAND TURNS. DO NOT USE THESE PIPES UNLESS THE FRONT END IS EXTENDED AT LEAST 4" LONGER THAN STOCK OR SERIOUS INJURY MAY RESULT.
- 3) SEE PAGE 247 FOR P-CLAMPS AND FRAME RAIL CLAMPS TO INSTALL THESE PIPE SETS.

HEAT SHIELD PHOTOS CAN BE SEEN ON PAGES 349-353



722A
34"-LONG GOOSE CUT DRAG PIPES
SHOWN ON 1966-1969 SHOVELHEAD



STAGGERED DUALS FOR 1958-1964 SWINGARM PANHEADS

TRIKE
KITS

SPRINGERS
& FORKS

HANDLEBARS
& RISERS

LIGHTING

FRAMES &
ACCESSORIES

WHEELS
& BRAKES

GAS & OIL
TANKS

SHEET
METAL

ENGINE &
ELECTRICAL

PRIMARY &
DRIVETRAIN

FOOT
CONTROLS

TRANSMISSION

EXHAUST

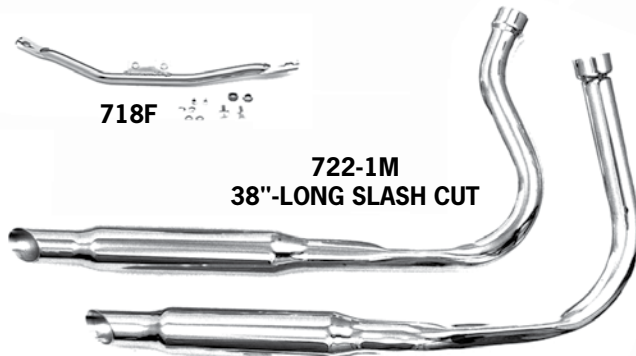
TOOLS &
GENERAL



722-1-40
40"-LONG SLASH CUT
DRAG PIPES

1 3/4" 'CLOSE FIT' STAGGERED DUAL EXHAUST SYSTEMS FOR 1958-1964 SWINGARM PANHEADS

These exhaust systems will fit all 1948-1964 kick or electric start Panhead engines in swingarm frames and tuck up tight under the floorboards for easy right hand turns. But, they will not fit rigid frames with mechanical brakes. They all have slider channels, and all but the drag pipes come with a Paughco #718F hanger bracket to ease installation.



718F

722-1M
38"-LONG SLASH CUT

722-1-40 40"-long Slash Cut drag pipes (use Paughco #718F bracket to install)

722-1M 38"-long Slash Cut muffler set

722-1GM 38"-long Goose Cut muffler set

722-1TM 38"-long Tapered muffler set

718F Hanger bracket for Paughco #722-1 series pipe sets

422-1R Rear heat shield for Paughco #722-1 series pipe sets (shown below on bike)



722-1GM
38"-LONG GOOSE CUT



722-1TM
38"-LONG TAPERED

SPECIAL NOTES:

- 1) DRAG PIPES ARE NOT RECOMMENDED FOR USE ON THE STREET.
- 2) SEE PAGES 349-353 FOR PHOTOS OF THE HEAT SHIELDS FOR THESE PIPE SETS.



722-1-40
40"-LONG SLASH CUT DRAG PIPES

TO ORDER THESE PARTS, CALL US AT 775-246-5738
OR TOLL FREE AT 800-423-2621



SHOTGUN HEADPIPES For 1948-1964 RIGID PANHEADS



**712D
SIDE-BY-SIDE
SHOTGUN HEADPIPES**

1 3/4" SHOTGUN HEADPIPES For 1948-1964 RIGID FRAME PANHEADS

A Shotgun rear pipe combined with an inside-the-frame front 'squish' pipe, blend traditional and Chopper looks on your 1948-1964 Panhead engine. These 3-piece Shotgun headpipes fit rigid frames with kickstart ONLY, and heat shields are recommended on all rear pipes.

712B Headpipes ONLY for use with extensions or mufflers (use Paughco #'s 725B and 725D clamps to install)

712D Side-by-Side headpipes ONLY for use with extensions or mufflers (use Paughco #'s 725B and 725D clamps to install)

411BR Rear heat shield for Paughco #'s 712B and 712D pipe sets (shown below on bike)



**712B
SHOTGUN HEADPIPES**

SPECIAL NOTES:

- 1) STRAIGHT PIPES ARE NOT RECOMMENDED FOR USE ON THE STREET.
- 2) SEE PAGE 247 FOR P-CLAMPS AND FRAME RAIL CLAMPS TO INSTALL THESE PIPE SETS.
- 3) SEE PAGES 349-353 FOR PHOTOS OF THE HEAT SHIELDS FOR THESE PIPE SETS.



**712D SHOTGUN HEADPIPES WITH
607G GOOSE CUT EXTENSIONS**




SHOTGUN 'S' PIPES FOR 1948-1964 RIGID PANHEADS

712D40
40"-LONG SLASH CUT DRAG PIPES




712DGM
38"-LONG GOOSE CUT



523-3

712DTM
38"-LONG TAPERED



1 3/4" SHOTGUN 'S' PIPE SETS FOR 1948-1964 RIGID FRAME PANHEADS

Choose from four 3-piece drag pipe and muffled exhaust systems for 1948-1964 Panhead engines in rigid frames with kickstarts ONLY. All of these complete exhaust systems have slider channels, and a Paughco #523-3 hanger clamp is included with each set (except the drag pipes). Heat shields are recommended for the rear pipes.

- 712D40** 40"-long Slash Cut drag pipes
- 712DM** 38"-long Slash Cut muffer set (shown below on bike)
- 712DGM** 38"-long Goose Cut muffer set
- 712DTM** 38"-long Tapered muffer set
- 523-3** Hanger clamp to install 'S' pipe to frame rail on Paughco #'s 712DGM, 712DM and 712DTM pipe sets
- 411BR** Rear heat shield for Paughco #'s 712D series pipe sets (shown below on bike)

SPECIAL NOTES:

- 1) DRAG PIPES ARE NOT RECOMMENDED FOR USE ON THE STREET.
- 2) SEE PAGE 247 FOR P-CLAMPS AND FRAME RAIL CLAMPS TO INSTALL THESE PIPE SETS.
- 3) SEE PAGES 349-353 FOR PHOTOS OF THE HEAT SHIELDS FOR THESE PIPE SETS.



712DM
38"-LONG SLASH CUT

TO ORDER THESE PARTS, CALL US AT 775-246-5738
OR TOLL FREE AT 800-423-2621



TRIKE
KITS

SPRINGERS
& FORKS

HANDLEBARS
& RISERS

LIGHTING

FRAMES &
ACCESSORIES

WHEELS
& BRAKES

GAS & OIL
TANKS

SHEET
METAL

ENGINE &
ELECTRICAL

PRIMARY &
DRIVETRAIN

FOOT
CONTROLS

TRANSMISSION

EXHAUST

TOOLS &
GENERAL

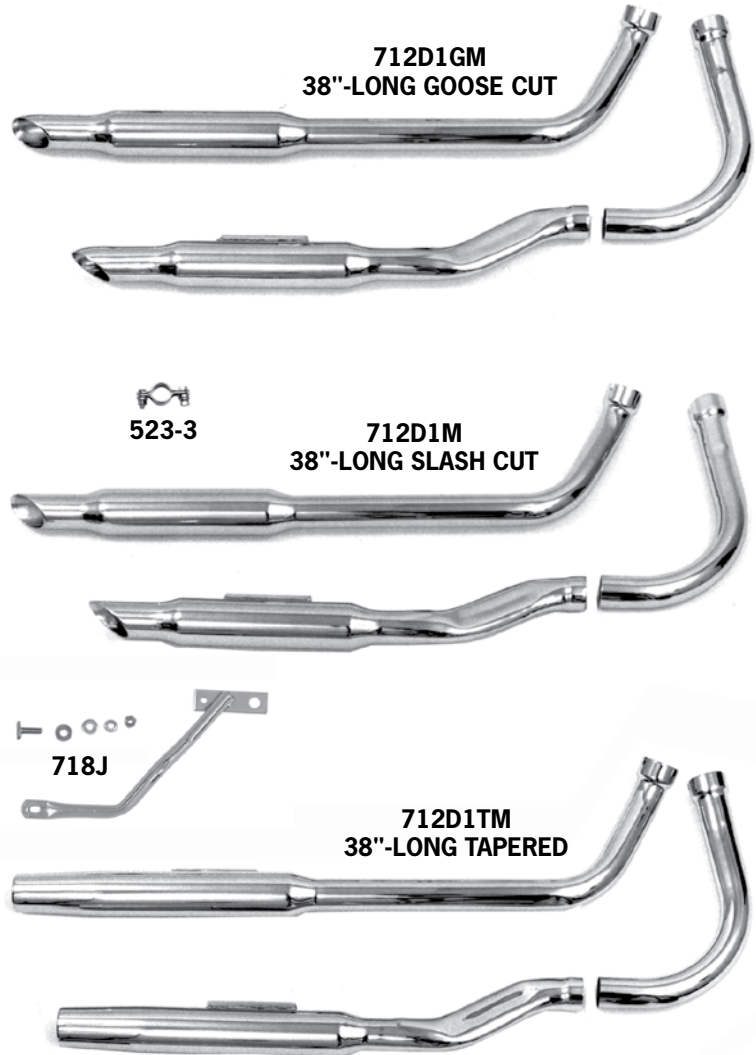
SHOTGUN 'S' PIPES FOR 1958-1964 SWINGARM PANHEADS



1 3/4" SHOTGUN 'S' PIPE SETS FOR 1958-1964 SWINGARM PANHEADS

Choose from four 3-piece drag pipe and muffled exhaust systems for 1948-1964 Panhead engines with kick or electric start in swingarm frames ONLY (must have swing-out kicker arm to clear pipes). They will not fit with large FLH battery. All of these complete exhaust systems have slider channels, and the rear pipe mounts with a Paughco #718J hanger bracket (sold separately). A Paughco #523-3 hanger clamp is included with each set (except the drag pipes), and heat shields are recommended for the rear pipes.

- 712D1-40** 40"-long Slash Cut drag pipes (shown below on bike)
- 712D1M** 38"-long Slash Cut muffler set
- 712D1GM** 38"-long Goose Cut muffler set
- 712D1TM** 38"-long Tapered muffler set
- 523-3** Hanger clamp to install 'S' pipe to frame rail on Paughco #'s 712D1M, 712D1GM and 712D1TM pipe sets
- 412D1R** Rear heat shield for Paughco #712D1 series pipe sets (shown below on bike)
- 718J** Rear pipe hanger bracket for swingarm frames (bolts to upper shock stud and rear strut)



SPECIAL NOTES:

- 1) DRAG PIPES ARE NOT RECOMMENDED FOR USE ON THE STREET.
- 2) SEE PAGE 247 FOR P-CLAMPS AND FRAME RAIL CLAMPS TO INSTALL THESE PIPE SETS.
- 3) SEE PAGES 349-353 FOR PHOTOS OF THE HEAT SHIELDS FOR THESE PIPE SETS.



712D1-40
40"-LONG SLASH CUT DRAG PIPES
SHOWN ON 1966-1969 SHOVELHEAD



OVER-THE-TRANSMISSION 'S' PIPES FOR PANHEADS

TRIKE
KITS

SPRINGERS
& FORKS

HANDLEBARS
& RISERS

LIGHTING

FRAMES &
ACCESSORIES

WHEELS
& BRAKES

GAS & OIL
TANKS

SHEET
METAL

ENGINE &
ELECTRICAL

PRIMARY &
DRIVETRAIN

FOOT
CONTROLS

TRANSMISSION

EXHAUST

TOOLS &
GENERAL



712-40
40''-LONG
SLASH CUT
DRAG PIPES




1 3/4" OVER-THE-TRANSMISSION 'S' PIPE STAGGERED DUALS FOR 1948-1964 PANHEADS

These 3-piece complete exhaust systems feature an inside-the-frame front 'squish' pipe, and an over-the-transmission rear pipe to blend nostalgic and contemporary looks on your Panhead. They fit rigid frames and 1958-1964 swingarm frames, but will not work with the large FLH battery. The muffler sets have slider channels on the front and rear pipes, and the drag pipes have one on the rear pipe only. A Paughco #523-3 mounting clamp is included with the muffler sets.



712M
38''-LONG
SLASH CUT



523-3

712TM
38''-LONG
TAPERED

712-40 40"-long Slash Cut drag pipes

712M 38"-long Slash Cut muffler set

712GM 38"-long Goose Cut muffler set (shown below on bike)

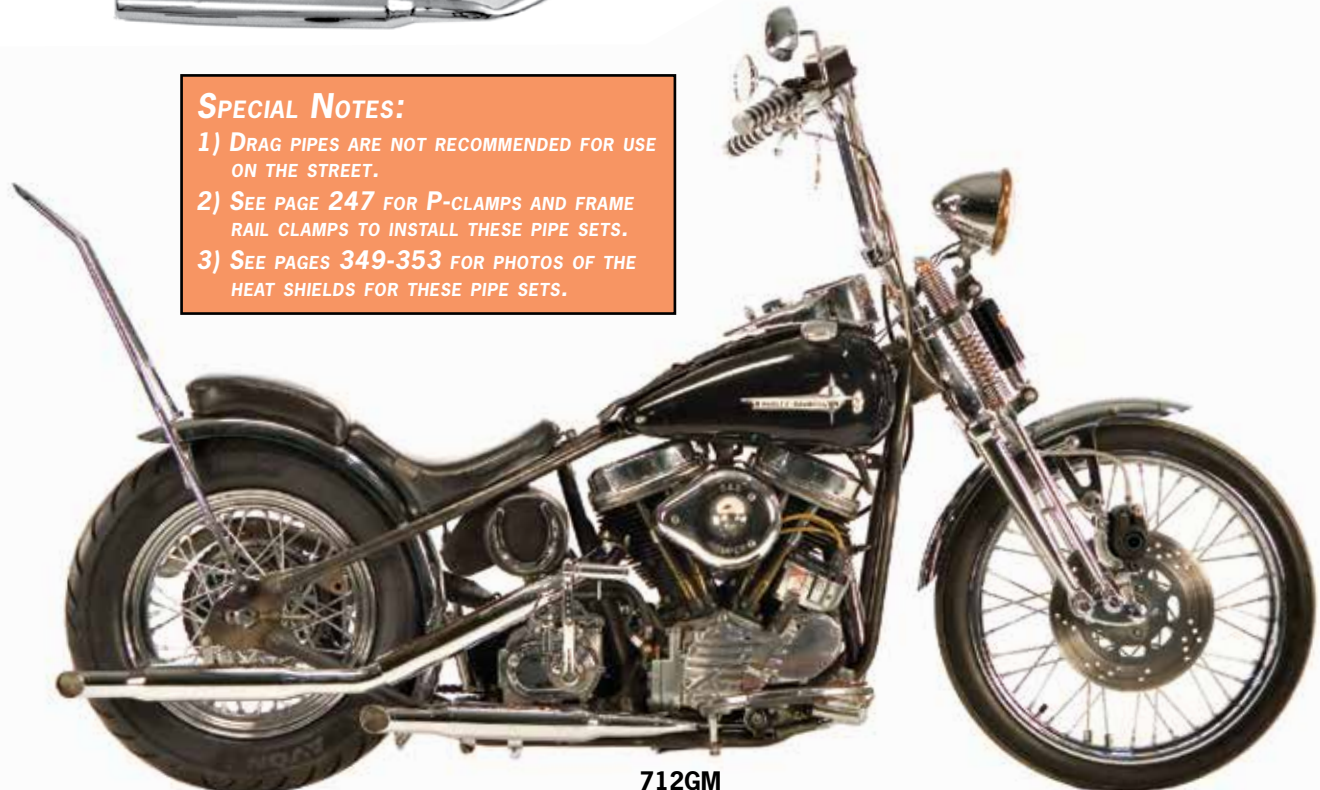
712TM 38"-long Tapered muffler set

523-3 Hanger clamp to install 'S' pipe to frame rail on Paughco #'s 712M, 712GM and 712TM pipe sets

421CR Rear heat shield for Paughco #712 series pipe sets (shown below on bike)

SPECIAL NOTES:

- 1) DRAG PIPES ARE NOT RECOMMENDED FOR USE ON THE STREET.
- 2) SEE PAGE 247 FOR P-CLAMPS AND FRAME RAIL CLAMPS TO INSTALL THESE PIPE SETS.
- 3) SEE PAGES 349-353 FOR PHOTOS OF THE HEAT SHIELDS FOR THESE PIPE SETS.



712GM
38''-LONG GOOSE CUT

TO ORDER THESE PARTS, CALL US AT 775-246-5738
OR TOLL FREE AT 800-423-2621



TRIKE
KITSSPRINGERS
& FORKSHANDLEBARS
& RISERS

LIGHTING

FRAMES &
ACCESSORIESWHEELS
& BRAKESGAS & OIL
TANKSSHEET
METALENGINE &
ELECTRICALPRIMARY &
DRIVETRAINFOOT
CONTROLS

TRANSMISSION

EXHAUST

TOOLS &
GENERAL

UPSWEEP 'S' PIPES FOR 1948-1957 RIGID FRAME PANHEADS



**715B
UPSWEEP
HEADPIPES**



1 3/4" UPSWEEP 'S' PIPE SYSTEMS FOR 1948-1957 RIGID FRAME PANHEADS

Choose from Upsweep or over-the-transmission rear pipes. All of these pipe sets are intended for use on kickstart engines in rigid frames ONLY.

3-PIECE UPSWEEP HEADPIPES

715B Headpipes ONLY for use with extensions or mufflers (use Paughco #'s 725B and 725D clamps to install)

415BR Rear heat shield for Paughco #715B pipe set (not shown)



**715BA
UPSWEEP GOOSE CUT
OVER-THE-TRANSMISSION
DRAG PIPES**



718-9

3-PIECE OVER-THE-TRANSMISSION UPSWEEP PIPE SETS

The rear pipes turn up to follow the bottom frame rail, and will clear an electric start wrap-around oil tank. Paughco #718-9 mounting hardware is included with Paughco #'s 715BA, 715BS and 715BST pipe sets.

715BA Goose Cut drag pipes (shown below on bike)

715BS Slash Cut drag pipes (not shown)

715BST Straight Cut drag pipes (not shown)

715B1 Headpipes ONLY for use with extensions or mufflers (use Paughco #'s 725B and 725D clamps to install)

718-9 Replacement hanger kit for Paughco #'s 715BA, 715BS, 715BST pipe sets

414B1R Rear heat shield for Paughco #'s 715BA, 715BS, 715BST and 715B1 pipe sets (shown below on bike)



**715B1 UPSWEEP
OVER-THE-TRANSMISSION
HEADPIPES**

SPECIAL NOTES:

- 1) DRAG PIPES ARE NOT RECOMMENDED FOR USE ON THE STREET.
- 2) SEE PAGE 247 FOR P-CLAMPS AND FRAME RAIL CLAMPS TO INSTALL THESE PIPE SETS.

HEAT SHIELD PHOTOS CAN BE SEEN ON PAGES 349-353



**715BA UPSWEEP GOOSE CUT
OVER-THE-TRANSMISSION DRAG PIPES**

270



VISIT US ON THE INTERNET AT WWW.PAUGHCO.COM
OR E-MAIL US AT INFO@PAUGHCO.COM

'S' PIPE CROSSOVER SYSTEMS FOR 1948-1965 PANHEADS



725L

735F
SINGLE CROSSOVER FOR
SWINGARM FRAMES



TRIKE
KITS

SPRINGERS
& FORKS

HANDLEBARS
& RISERS

LIGHTING

FRAMES &
ACCESSORIES

WHEELS
& BRAKES

GAS & OIL
TANKS

SHEET
METAL

ENGINE &
ELECTRICAL

PRIMARY &
DRIVETRAIN

FOOT
CONTROLS

TRANSMISSION

EXHAUST

TOOLS &
GENERAL



735-3
DUAL CROSSOVER FOR
SWINGARM FRAMES

1 3/4" SINGLE AND DUAL CROSSOVERS FOR RIGID AND SWINGARM FRAME PANHEADS

Four different crossover systems for 1948-1965 Panhead engines in rigid or swingarm frames, that feature front 'squish' pipes. Complete your exhaust system by combining these headpipes with tailpipe extensions or universal mufflers.

CROSSOVERS FOR SWINGARM FRAMES ONLY

These systems are specifically designed for models with electric start.

735F 3-piece single crossover (includes a Paughco #725L mounting bracket)


735-3 4-piece crossover duals that can also be used with a kicker

CROSSOVERS FOR RIGID AND SWINGARM FRAMES

These systems are for use on kickstart models ONLY, but they will also work with a mousetrap.

735 4-piece crossover duals (includes a Paughco #725E1 mounting bracket)

735B 3-piece single crossover (includes a Paughco #725Q mounting bracket) shown below on bike



735
DUAL CROSSOVER FOR
RIGID AND SWINGARM
FRAMES

725E1

HEAT SHIELDS

425-1 Fits Paughco #735-3 crossover (not shown)

435FR Fits Paughco #735F rear pipe (not shown)

435 Fits Paughco #735 crossover (not shown)

435B Fits Paughco #735B rear pipe (not shown)

435BS Snail heat shield for the right side rear cylinder on Paughco #'s 735B and 735F (not shown)

412CR Fits the rear pipes on Paughco #'s 735 and 735-3 pipe sets when installed on bikes with mechanical or hydraulic rear brakes (not shown)

HEAT SHIELD PHOTOS CAN BE
SEEN ON PAGES 349-353



735B
3-PIECE SINGLE
CROSSOVER FOR RIGID
AND SWINGARM FRAMES
WITH 610-3 MUFFLERS



TO ORDER THESE PARTS, CALL US AT 775-246-5738
OR TOLL FREE AT 800-423-2621

