


# DRAG PIPES FOR 1936-1947 KNUCKLEHEADS



**729-40**  
40"-LONG  
SLASH CUT  
DRAG PIPES



**729**  
34"-LONG  
SLASH CUT  
DRAG PIPES

## 1 3/4" STAGGERED DUAL DRAG PIPES FOR 1936-1947 KNUCKLEHEADS

An outside-the-frame front pipe, and a rear pipe that routes in front of the transmission, guarantee classic style and a throaty sound. They fit all 1936-1947 Knucklehead engines.

**729** 34"-long Slash Cut drag pipes (use Paughco #725D clamps to install)

**729A** 34"-long Goose Cut drag pipes (use Paughco #725D clamps to install)

**729-40** 40"-long Slash Cut drag pipes with slider channels

**429R** Rear heat shield for Paughco #729 series pipe sets (not shown)



**729A**  
34"-LONG  
GOOSE CUT  
DRAG PIPES

### SPECIAL NOTES:

- 1) DRAG PIPES ARE NOT RECOMMENDED FOR USE ON THE STREET.
- 2) THESE PIPES HAVE LESS GROUND CLEARANCE THAN ORIGINAL EQUIPMENT AND MAY SCRAPE ON HARD RIGHT HAND TURNS. DO NOT USE THESE PIPES UNLESS THE FRONT END IS EXTENDED AT LEAST 4" LONGER THAN STOCK OR SERIOUS INJURY MAY RESULT.
- 3) SEE PAGE 247 FOR P-CLAMPS AND FRAME RAIL CLAMPS TO INSTALL THESE PIPE SETS.
- 4) SEE PAGES 349-353 FOR PHOTOS OF THE HEAT SHIELDS FOR THESE PIPE SETS.




**729-40**  
40"-LONG SLASH CUT DRAG PIPES




# STAGGERED DUALS FOR 1936-1947 KNUCKLEHEADS



**729GM  
GOOSE CUT**



**729M  
SLASH CUT**



**729TM  
TAPERED**

## 1 3/4" STAGGERED DUAL EXHAUST SYSTEMS FOR 1936-1947 KNUCKLEHEADS

An outside-the-frame front pipe, and a rear pipe that routes in front of the transmission, guarantee classic style and a throaty sound. These muffled systems have slider channels, and will fit all 1936-1947 Knucklehead engines.

- 729GM** 38"-long Goose Cut muffler set
- 729M** 38"-long Slash Cut muffler set
- 729TM** 38"-long Tapered muffler set
- 429R** Rear heat shield for Paughco #729 series pipe sets (not shown)

### SPECIAL NOTES:

- 1) THESE PIPES HAVE LESS GROUND CLEARANCE THAN ORIGINAL EQUIPMENT AND MAY SCRAPE ON HARD RIGHT HAND TURNS. DO NOT USE THESE PIPES UNLESS THE FRONT END IS EXTENDED AT LEAST 4" LONGER THAN STOCK OR SERIOUS INJURY MAY RESULT.
- 2) SEE PAGE 247 FOR P-CLAMPS AND FRAME RAIL CLAMPS TO INSTALL THESE PIPE SETS.
- 3) SEE PAGES 349-353 FOR PHOTOS OF THE HEAT SHIELDS FOR THESE PIPE SETS.



**729GM  
38"-LONG GOOSE CUT**

TO ORDER THESE PARTS, CALL US AT 775-246-5738  
OR TOLL FREE AT 800-423-2621



TRIKE  
KITS

SPRINGERS  
& FORKS

HANDLEBARS  
& RISERS

LIGHTING

FRAMES &  
ACCESSORIES

WHEELS  
& BRAKES

GAS & OIL  
TANKS

SHEET  
METAL

ENGINE &  
ELECTRICAL

PRIMARY &  
DRIVETRAIN

FOOT  
CONTROLS

TRANSMISSION

EXHAUST

TOOLS &  
GENERAL

# OVER-THE-TRANSMISSION PIPE SETS FOR KNUCKLEHEADS



**729C40**  
40"-LONG  
SLASH CUT  
DRAG PIPES

## 1 3/4" OVER-THE-TRANSMISSION EXHAUST SYSTEMS FOR 1936-1947 KNUCKLEHEADS

An outside-the-frame front pipe, and a rear pipe that routes over the transmission, bring a modern style and a throaty sound to your 1936-1947 Knucklehead. They all have slider channels except the 34" drag pipes, which can be installed with P-clamps.

**729C** 34"-long Slash Cut drag pipes (use Paughco #725D clamps to install)

**729C40** 40"-long Slash Cut drag pipes

**729CGM** 38"-long Goose Cut muffler set

**729CM** 38"-long Slash Cut muffler set

**729CTM** 38"-long Tapered muffler set


**429CR** Rear heat shield for Paughco #729C series pipe sets (not shown)



**729C**  
34"-LONG  
SLASH CUT  
DRAG PIPES



**729CM**  
38"-LONG SLASH CUT



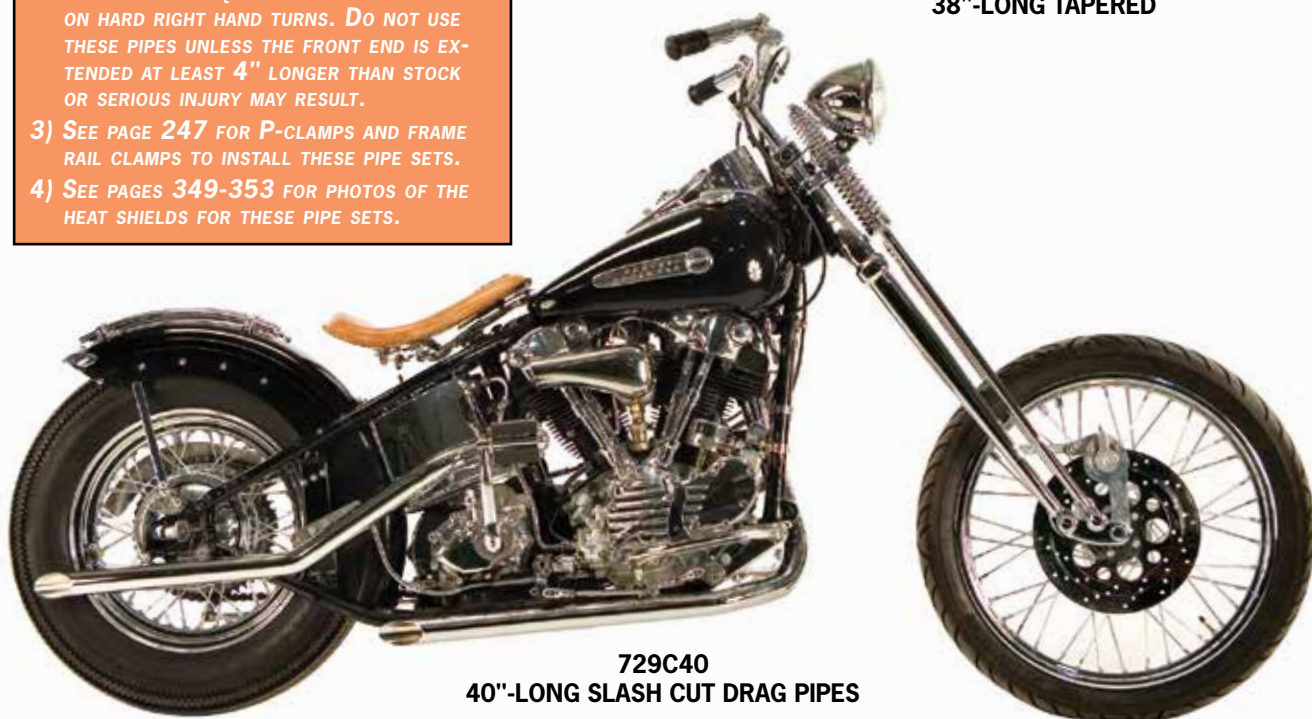
**729CGM**  
38"-LONG GOOSE CUT



**729CTM**  
38"-LONG TAPERED

### SPECIAL NOTES:

- 1) DRAG PIPES ARE NOT RECOMMENDED FOR USE ON THE STREET.
- 2) THESE PIPES HAVE LESS GROUND CLEARANCE THAN ORIGINAL EQUIPMENT AND MAY SCRAPE ON HARD RIGHT HAND TURNS. DO NOT USE THESE PIPES UNLESS THE FRONT END IS EXTENDED AT LEAST 4" LONGER THAN STOCK OR SERIOUS INJURY MAY RESULT.
- 3) SEE PAGE 247 FOR P-CLAMPS AND FRAME RAIL CLAMPS TO INSTALL THESE PIPE SETS.
- 4) SEE PAGES 349-353 FOR PHOTOS OF THE HEAT SHIELDS FOR THESE PIPE SETS.



**729C40**  
40"-LONG SLASH CUT DRAG PIPES



# SHOTGUNS FOR 1936-1947 KNUCKLEHEADS



**729DGM**  
38"-LONG GOOSE CUT



**729DM**  
38"-LONG SLASH CUT



**729DTM**  
38"-LONG TAPERED



## 1 3/4" SHOTGUN EXHAUST SYSTEMS FOR 1936-1947 KNUCKLEHEADS

An outside-the-frame front pipe, and a shotgun rear pipe that routes over the transmission, bring a modern style and a throaty sound to your 1936-1947 Knucklehead. They all have slider channels except the 34" drag pipes, which can be installed with P-clamps.

- 729D34** 34"-long Slash Cut drag pipes (use Paughco #725D clamps to install)
- 729D40** 40"-long Slash Cut drag pipes (shown below on bike)
- 729DGM** 38"-long Goose Cut muffler set
- 729DM** 38"-long Slash Cut muffler set
- 729DTM** 38"-long Tapered muffler set
- 411BR** Rear heat shield for Paughco #729D series pipes (shown below on bike)

### SPECIAL NOTES:

- 1) DRAG PIPES ARE NOT RECOMMENDED FOR USE ON THE STREET.
- 2) THESE PIPES HAVE LESS GROUND CLEARANCE THAN ORIGINAL EQUIPMENT AND MAY SCRAPE ON HARD RIGHT HAND TURNS. DO NOT USE THESE PIPES UNLESS THE FRONT END IS EXTENDED AT LEAST 4" LONGER THAN STOCK OR SERIOUS INJURY MAY RESULT.
- 3) SEE PAGE 247 FOR P-CLAMPS AND FRAME RAIL CLAMPS TO INSTALL THESE PIPE SETS.
- 4) SEE PAGES 349-353 FOR PHOTOS OF THE HEAT SHIELDS FOR THESE PIPE SETS.



**729D34**  
34"-LONG  
SLASH CUT  
DRAG PIPES



**729D40**  
40"-LONG SLASH CUT DRAG PIPES

TO ORDER THESE PARTS, CALL US AT 775-246-5738  
OR TOLL FREE AT 800-423-2621



TRIKE  
KITS

SPRINGERS  
& FORKS

HANDLEBARS  
& RISERS

LIGHTING

FRAMES &  
ACCESSORIES

WHEELS  
& BRAKES

GAS & OIL  
TANKS

SHEET  
METAL

ENGINE &  
ELECTRICAL

PRIMARY &  
DRIVETRAIN

FOOT  
CONTROLS

TRANSMISSION

EXHAUST

TOOLS &  
GENERAL

# UPSWEEP 'S' PIPES FOR 1936-1947 KNUCKLEHEADS



## OVER THE TRANSMISSION UPSWEEPS

718-9



714BA  
GOOSE CUT  
UPSWEEP  
DRAG PIPES



## 1 3/4" UPSWEEP 3-PIECE EXHAUST SYSTEMS FOR 1936-1947 KNUCKLEHEADS

An inside-the-frame front 'squish' pipe, and an upsweep rear pipe blend traditional and Chopper looks on your 1936-1947 Knucklehead.

### 3-PIECE UPSWEEPS WITH 'OVER THE TRANSMISSION' REAR PIPE

The rear pipes turn up to follow the bottom frame rail on 1936-1947 rigid frames, and will work with electric start wraparound oil tanks. All of these exhaust systems (except the the Paughco #714B1 headpipe set) include a Paughco #718-9 mounting hardware kit.

**714B1** Headpipes ONLY for use with tail pipe extensions or universal mufflers

**714BA** Goose Cut drag pipes

**714BS** Slash Cut drag pipes (not shown)

**714BST** Straight Cut drag pipes (not shown)

**414B1R** Rear heat shield for Paughco #'s 714B1, 714BA, 714BS and 714BST pipe sets (shown below on bike)

### 3-PIECE UPSWEEPS

Fit 1936-1947 rigid frames. Will not work with electric start wraparound oil tanks.

**714B** Headpipes ONLY for use with tail pipe extensions or universal mufflers

**415BR** Rear heat shield for Paughco #714B pipe set (not shown)

HEAT SHIELD PHOTOS CAN BE SEEN ON PAGES 349-353

### SPECIAL NOTES:

- 1) STRAIGHT PIPES ARE NOT RECOMMENDED FOR USE ON THE STREET.
- 2) SEE PAGE 247 FOR P-CLAMPS AND FRAME RAIL CLAMPS TO INSTALL THESE PIPE SETS.


## UPSWEEPS FOR RIGID FRAMES ONLY

714B  
UPSWEEP  
HEADPIPES



714BA  
UPSWEEP GOOSE CUT DRAG PIPES

# 'S' PIPE EXHAUST SYSTEMS FOR 1936-1947 KNUCKLEHEADS



725E

735A  
INDEPENDENT  
DUALS



711C  
2-INTO-1



711B  
SHOTGUNS



711D  
SIDE-BY-SIDE  
SHOTGUNS

## 1 3/4" CROSSOVER AND SHOTGUN HEADPIPES FOR 1936-1947 KNUCKLEHEADS

Independent duals or a Shotgun rear pipe combined with an inside-the-frame front 'squish' pipe, blend traditional and Chopper looks on your 1936-1947 Knucklehead.

### 3-PIECE INDEPENDENT DUAL HEADPIPES

Includes a Paughco #725E mounting bracket.

**735A** Single crossover system for use with tail pipe extensions or universal mufflers

**435A** Rear heat shield for Paughco #735A pipe set (not shown)

### 3-PIECE 2-INTO-1 HEADPIPES

**711C** Headpipes ONLY for use with an extension or muffler (use Paughco #725D clamps to install)

**411CR** Rear heat shield for Paughco #711C pipe set when used with mechanical brakes (not shown)

### 3-PIECE SHOTGUN HEADPIPES

Heat shields are recommended on all rear pipes.

**711B** Headpipes ONLY for use with extensions or mufflers (use Paughco #725D clamps to install)

**711D** Side-by-Side headpipes ONLY for use with tail pipe extensions or universal mufflers (use Paughco #725D clamps to install)

**411BR** Rear heat shield for Paughco #'s 711B and 711D pipe sets (not shown)

HEAT SHIELD PHOTOS CAN BE SEEN ON PAGES 349-353

### SPECIAL NOTES:

- 1) STRAIGHT PIPES ARE NOT RECOMMENDED FOR USE ON THE STREET.
- 2) SEE PAGE 247 FOR P-CLAMPS AND FRAME RAIL CLAMPS TO INSTALL THESE PIPE SETS.



711C 2-INTO-1 HEADPIPES WITH 606 FISHTAIL MUFFLER

TO ORDER THESE PARTS, CALL US AT 775-246-5738 OR TOLL FREE AT 800-423-2621



TRIKE KITS

SPRINGERS & FORKS

HANDLEBARS & RISERS

LIGHTING

FRAMES & ACCESSORIES

WHEELS & BRAKES

GAS & OIL TANKS

SHEET METAL

ENGINE & ELECTRICAL

PRIMARY & DRIVETRAIN

FOOT CONTROLS

TRANSMISSION

EXHAUST

TOOLS & GENERAL

# SHOTGUN PIPE SETS FOR 1936-1947 KNUCKLEHEADS



711D40  
40"-LONG SLASH CUT DRAG PIPES



## 1 3/4" SHOTGUN EXHAUST SYSTEMS FOR 1936-1947 KNUCKLEHEADS

Choose from four 3-piece drag pipe and muffled exhaust systems for rigid frames. Heat shields are recommended for the rear pipes.

### 3-PIECE 'S' PIPE SETS WITH SHOTGUN REAR PIPE

All of these complete exhaust systems have slider channels, and a Paughco #523-3 hanger clamp is included with each set (except the drag pipes).


- 711D40** 40"-long Slash Cut drag pipes
- 711DM** 38"-long Slash Cut muffler set
- 711DGM** 38"-long Goose Cut muffler set
- 711DTM** 38"-long Tapered muffler set
- 523-3** Hanger clamp to install 'S' pipe to frame rail on Paughco #'s 711DGM, 711DM and 711DTM pipe sets
- 411BR** Rear heat shield for Paughco #'s 711D40, 711DGM, 711DM, and 711DTM pipe sets (shown below on bike)



711DM  
38"-LONG SLASH CUT



711DGM  
38"-LONG GOOSE CUT



711DTM  
38"-LONG TAPERED

**HEAT SHIELD PHOTOS CAN BE  
SEEN ON PAGES 349-353**



711D40  
40"-LONG SLASH CUT DRAG PIPES



# OVER-THE-TRANSMISSION 'S' PIPES FOR KNUCKLEHEADS

TRIKE  
KITS

SPRINGERS  
& FORKS

HANDLEBARS  
& RISERS

LIGHTING

FRAMES &  
ACCESSORIES

WHEELS  
& BRAKES

GAS & OIL  
TANKS

SHEET  
METAL

ENGINE &  
ELECTRICAL

PRIMARY &  
DRIVETRAIN

FOOT  
CONTROLS


TRANSMISSION

EXHAUST

TOOLS &  
GENERAL



**711GM**  
38"-LONG GOOSE CUT



**711M**  
38"-LONG SLASH CUT



**711TM**  
38"-LONG TAPERED



**523-3**

## 1 3/4" OVER-THE-TRANSMISSION 'S' PIPE STAGGERED DUALS FOR 1936-1947 KNUCKLEHEADS

These 3-piece complete exhaust systems feature an inside-the-frame front 'squish' pipe, and an over-the-transmission rear pipe to blend nostalgic and contemporary looks on your rigid framed 1936-1947 Knucklehead. The muffler sets have slider channels on the front and rear pipes, and the drag pipes have one on the rear pipe only. A Paughco #523-3 mounting clamp is included with the muffler sets.

**711-40** 40"-long Slash Cut drag pipes (shown below on bike)

**711M** 38"-long Slash Cut muffler set

**711GM** 38"-long Goose Cut muffler set

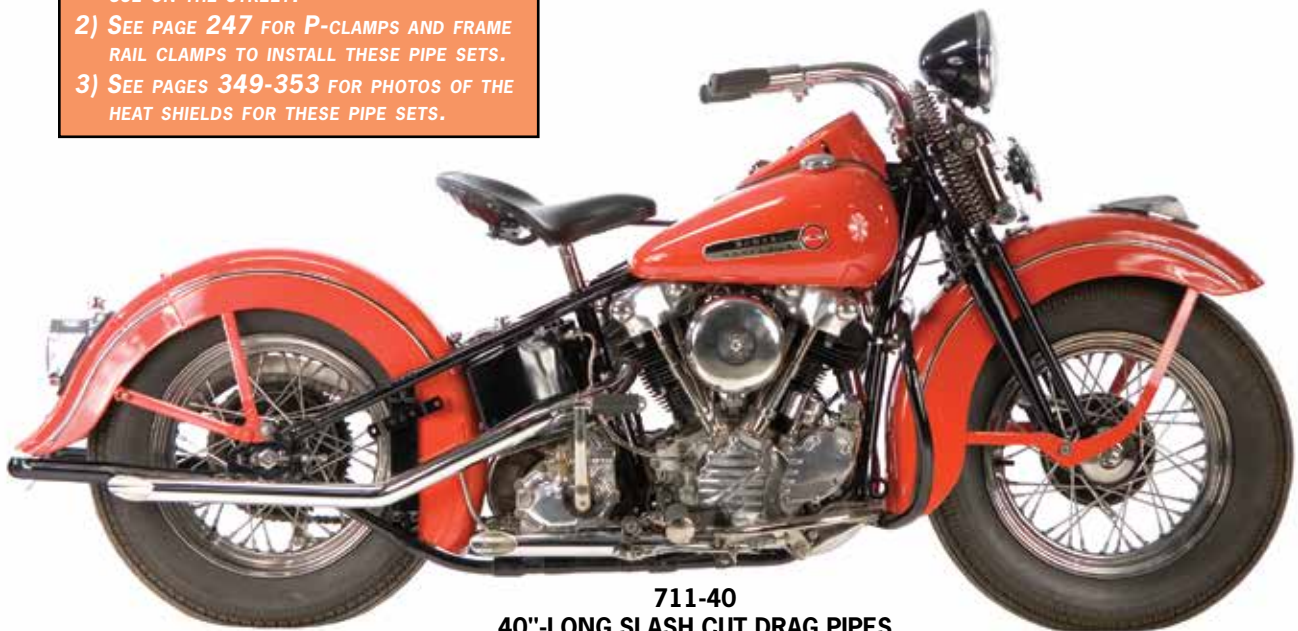
**711TM** 38"-long Tapered muffler set

**523-3** Hanger clamp to install 'S' pipe to frame rail on Paughco #'s 711M, 711GM and 711TM pipe sets

**429CR** Rear heat shield for Paughco #711 series pipe sets (not shown)

### SPECIAL NOTES:

- 1) STRAIGHT PIPES ARE NOT RECOMMENDED FOR USE ON THE STREET.
- 2) SEE PAGE 247 FOR P-CLAMPS AND FRAME RAIL CLAMPS TO INSTALL THESE PIPE SETS.
- 3) SEE PAGES 349-353 FOR PHOTOS OF THE HEAT SHIELDS FOR THESE PIPE SETS.



**711-40**  
40"-LONG SLASH CUT DRAG PIPES

TO ORDER THESE PARTS, CALL US AT **775-246-5738**  
OR TOLL FREE AT **800-423-2621**

