

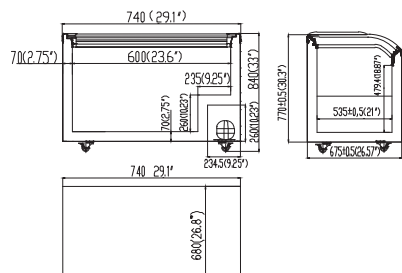
# TOP CURVED SLIDING GLASS LID



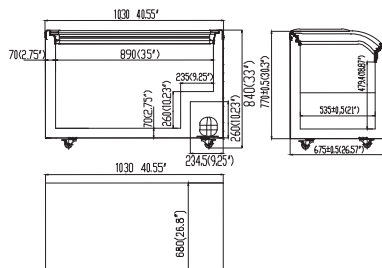
SD-320Q



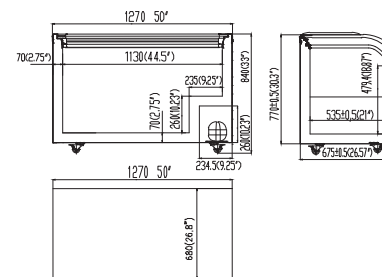
SD-620Q



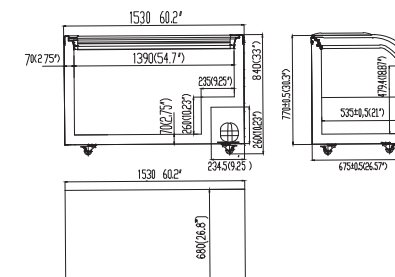
SD-220Q



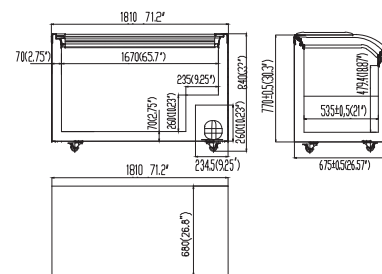
SD-320Q



SD-420Q



SD-520Q



SD-620Q

### Features

- New style curved sliding glass lid
- Fully Automatic operation
- 70 mm thickness insulation
- Exterior white finish
- Aluminum door frame
- Adjustable thermostat
- Main power indicator
- Defrost water drain hole
- Full basket as standard
- Interior LED light as standard
- Four castor wheels
- Environmentally friendly

### Options

- Digital thermometer
- With canopy

Product Model	SD-220Q	SD-320Q	SD-420Q	SD-520Q	SD-620Q	SD-720Q
Unit Dimensions (W/D/H mm)	740*680*850	1030*680*850	1270*680*850	1530*680*850	1810*680*850	2000*675*850
Packing Dimension (W/D/H mm)	790*780*890	1080*780*890	1320*780*890	1580*780*890	1860*780*890	2050*770*890
Net capacity (L)	180	273	355	445	545	615
Cooling system	Static	Static	Static	Static	Static	Static
Climate	N/ST	N/ST	N/ST	N/ST	N/ST	N/ST
Temperature (°C)	≤-18	≤-18	≤-18	≤-18	≤-18	≤-18
Number of basket	2	3	4	5	6	7
Controller	Mechanical	Mechanical	Mechanical	Mechanical	Mechanical	Mechanical
Interior light	LED	LED	LED	LED	LED	LED
Castor	With	With	With	With	With	With
Kind of coolant	R134a/R290	R134a/R290	R134a/R290	R134a/R290	R134a/R290	R134a/R290
40°C Container loading	134	97	79	65	56	50