

**HOBART**701 S Ridge Avenue, Troy, OH 45374  
1-888-4HOBART • www.hobartcorp.com**HEC20 SERIES HALF-SIZE  
ELECTRIC CONVECTION OVEN****HOBART****HEC20 SERIES HALF-SIZE ELECTRIC CONVECTION OVEN****STANDARD FEATURES**

- Stainless Steel Front, Sides, Top and Back
- Stainless Steel Door Seal and Door Liner
- Porcelain Enamel on Steel Oven Interior
- Full Height Door Opens 180° to the Left
- Solid State Thermostats
- Recessed Controls
- Cool Down Switch for Rapid Cool Down
- Door Interlock Switch to Prevent Blower and Heater from Operating when Door is Opened
- Door has Large Pane Window and Cool-to-the-Touch Handle
- Permanently Lubricated Fan Motor Eliminates Routine Motor Maintenance
- Five Oven Racks with Nine Rack Positions Maximizes Output for Limited Space
- High Density Insulation in Oven Walls and Doors

**MODELS**

- HEC201D – Single Section on 4" Legs
- HEC202D – Two Sections on 16<sup>5</sup>/<sub>8</sub>" Legs
- HEC203D – Single Section on Open Stand with 6" Legs

**ACCESSORIES**

- Set of Four 4" Adjustable Stainless Steel Legs
- Set of Four 16<sup>5</sup>/<sub>8</sub>" Adjustable Stainless Steel Legs and Stack Set
- 28" Stand with 9-Rack Storage Capacity
- Four 6" Adjustable Stainless Steel Legs for 28" Stand
- Set of Four Casters for Stand
- Extra Oven Rack

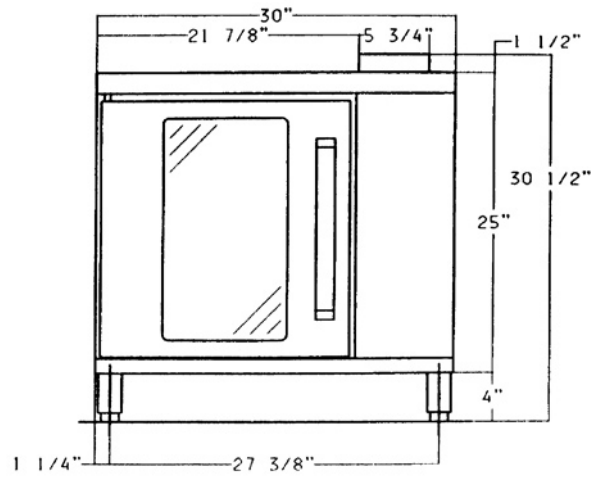
Specifications, Details and Dimensions on Inside and Back.



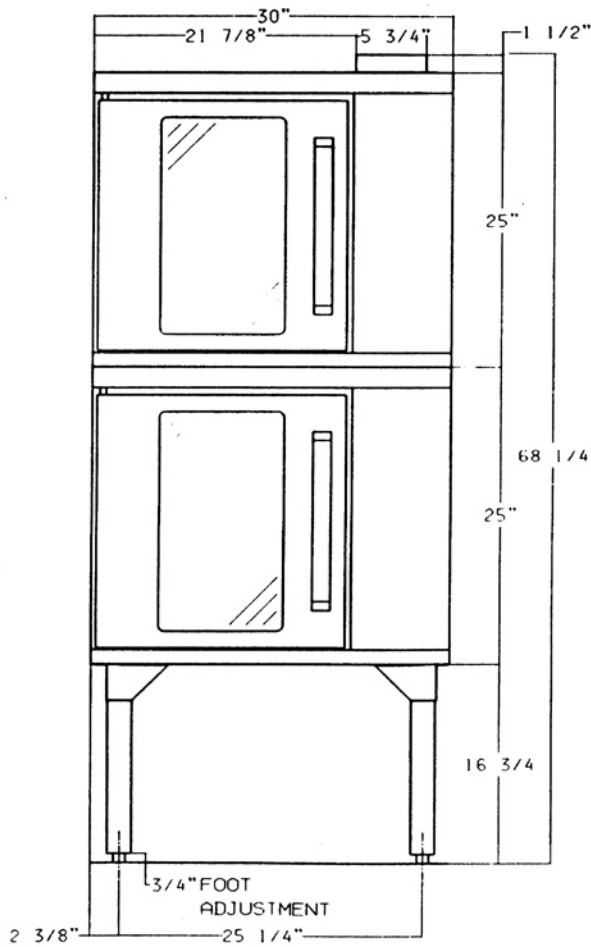
# HEC20 SERIES HALF-SIZE ELECTRIC CONVECTION OVEN



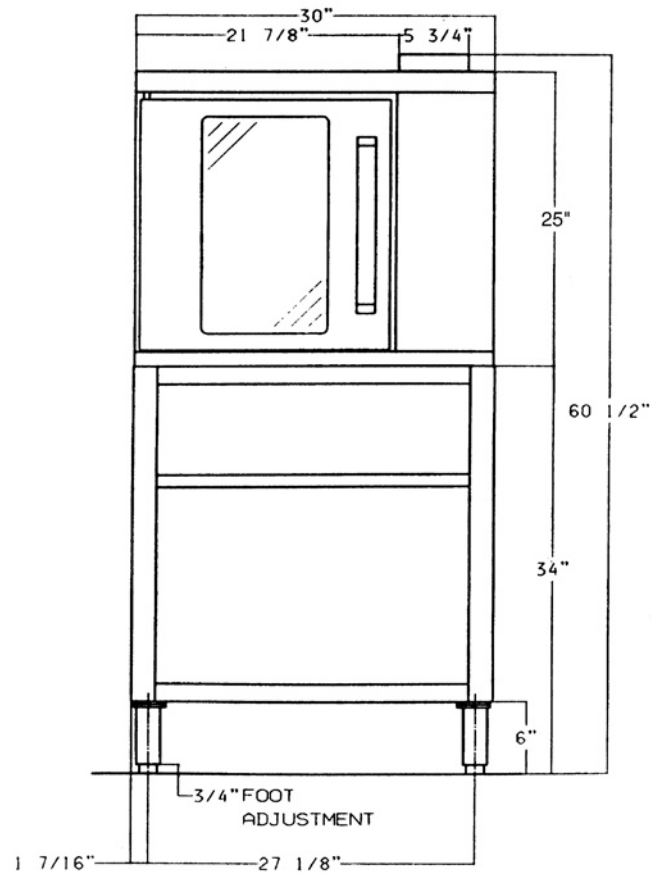
701 S Ridge Avenue, Troy, OH 45374  
1-888-4HOBART • www.hobartcorp.com



**Front View  
HEC201**



**Front View  
Oven with Stand  
HEC203**

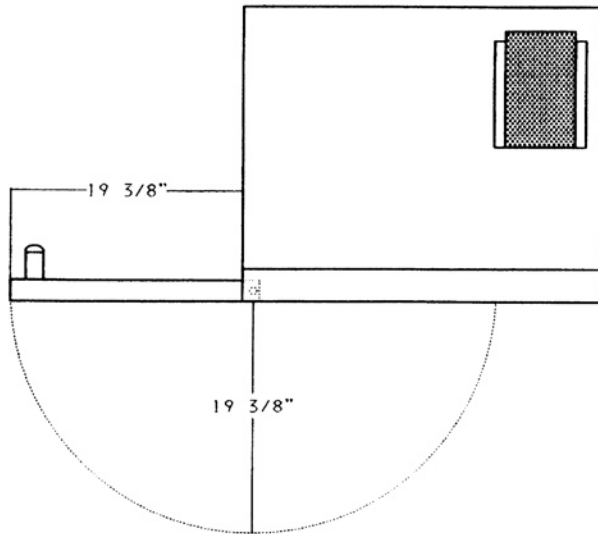


**Front View  
HEC202 Ovens with  
16 5/8" Legs**

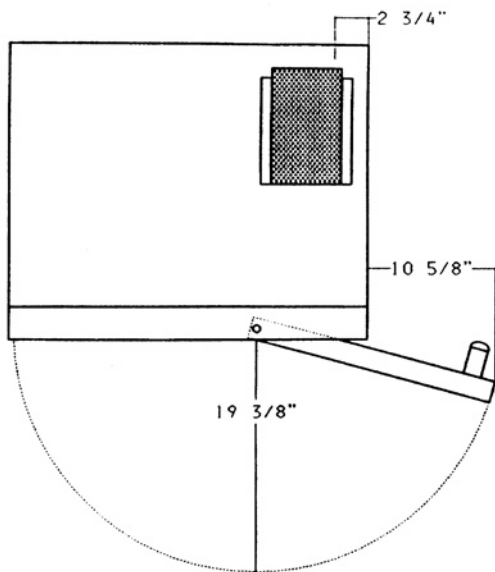


701 S Ridge Avenue, Troy, OH 45374  
1-888-4HOBART • www.hobartcorp.com

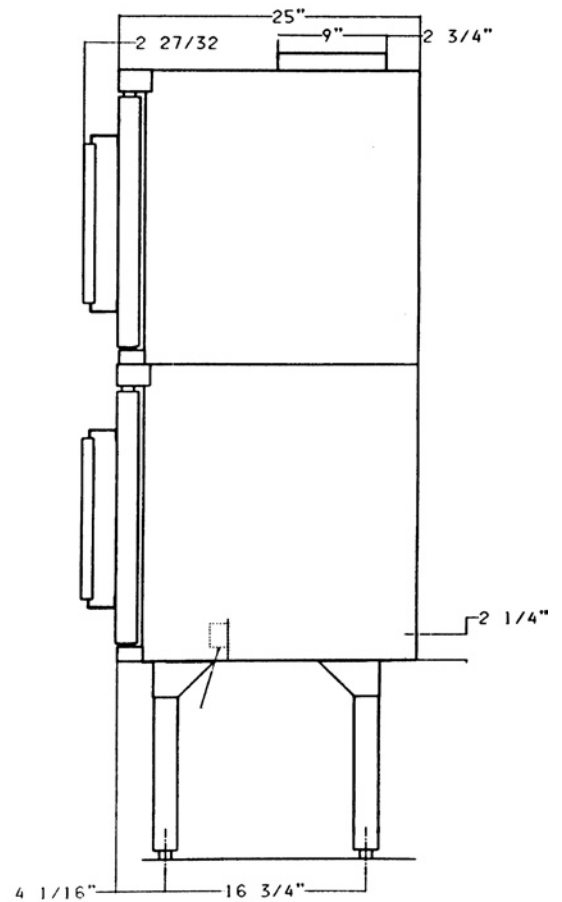
# HEC20 SERIES HALF-SIZE ELECTRIC CONVECTION OVEN



**Top View**  
**Door Opening to Left**



**Top View**  
**Door Opening to Right**



**Side View**

# HEC20 SERIES HALF-SIZE ELECTRIC CONVECTION OVEN



701 S Ridge Avenue, Troy, OH 45374  
1-888-4HOBART • www.hobartcorp.com

## SPECIFICATIONS

**CONSTRUCTION:** Outer shell is reinforced sheet steel furnished with stainless steel front top and back. Insulation is provided on top, rear, both sides, bottom and door. Standard oven cavity is porcelain enamel on steel. Full-height door opens 180° to the left. Door has large-pane window and cool-to-the-touch handle. Durable mechanical door latch. Permanent sanitary door seal. Racks have positive stop.

**CONTROLS:** Controls recessed on right front of oven. Temperature controlled by electronic thermostat. Temperature dial ranges from OFF to 150°-500°F. A three position switch has OFF, ON (which energizes blower and heating elements) and COOL DOWN (which energizes blower). Each oven cavity has two signal lights; Power on and Oven

Ready. One hour dial timer with buzzer. Power to heating elements handled by long life mercury relay. Each section has full-time venting. An electrical interlock de-energizes blower and heating elements when door is opened.

**ELECTRICAL:** ½ H.P., 1725-1140 RPM sealed, permanently lubricated ball bearing 2-speed blower motor. Enclosed tubular heating elements located at oven cavity's right side encircle blower. Rated power input is 5.5KW per section. Wiring and connections are located behind and below the control panel and are accessible from the front. Connections are tension-free and corrosion-resistant. Units are wired for 1 or 3-phase power supply. (See electrical data block for phase loading.)

### WEIGHTS: (Approximate)

MODEL	NET	SHIPPING
HEC201	245 lbs.	285 lbs.
HEC202	533 lbs.	588 lbs.
HEC203	386 lbs.	421 lbs.

MODEL	OVERALL EXTERNAL DIMENSIONS			COMPARTMENTS INTERNAL DIMENSIONS			RACK DATA (pan capacities shown for single rack)						
	W	D	H	W	D	H	NO. STD. RACKS	STD. RACK SPACING IN.	NO. OPTIONAL RACKS	RACK SIZE IN.	8" OD PIE TINS	#200 PANS	12 X 20 PANS
	IN.	IN.	IN.	IN.	IN.	IN.							
HEC201	30	25	29	15¼	21	20	5	19½	4	14¾ x 20¾	3	1	1
HEC202			66¾				10		8				
HEC203			65				5		4				

MODEL	TOTAL KW	208, 240V 3-PHASE LOADING		NOMINAL AMPS PER LINE WIRE								
		KW PER PHASE			3 PHASE						1 PHASE	
		L1-L2	L2-L3	L1-L3	208V			240V			208V	240V
					L1	L2	L3	L1	L2	L3		
HEC201	5.5	2.5	5	2.5	23	10	12	20	9	11	26	23
HEC202	11.0	3.0	3.0	5.0	46	20	24	40	18	22	52	46
HEC203	5.5	2.5	5	2.5								

As continued product improvement is a policy of Hobart, specifications are subject to change without notice.