

2JP0133BGF

GPS/GLONASS and IRIDIUM Screw Mount Embedded Antenna

Key Features

Cable 1: GPS/GLONASS/QZSS/Galileo

- 1575-1606 MHz

Cable 2: IRIDIUM

- 1616-1627 MHz

Embedded Antenna

28 dB Gain


Pre-Filter

Low Noise Figure

Low Power Consumption

Ground Plane Independent

Dimensions 74 x 45 x 8.8 mm



1. Antenna and electrical specifications

Cable 1

Parameters	GNSS Ceramic Active Antenna	
Standards	GPS/QZSS/Galileo	GLONASS
Bands (MHz)	1575	1602
Frequency (MHz)	1575.42	1598-1606
Passive Gain (dBi)	~3.6	
Impedance (Ohms)	50	
Radiation Pattern	Hemispherical	
Voltage Range (V)	1.5 - 3.6	
Active Gain (dB)	28 @ 2.7 V	
Noise Figure (dB)	1.8 @ 2.7 V	
Current Consumption (mA)	9 @ 2.7 V	
Power Consumption (mW)	24.3 @ 2.7 V	
Saw Filter Type	Pre-Filter	
Out of Band Rejection (dB)	~43	
ESD Protection (kV)	6	
Connector Type	U.FL Standard (Other Connectors Available)	
Cable Length	100 mm Standard (Any Cable Length Available)	
Cable Type	1.37 mm Mini-Coax Standard (Other Cables Available)	

Cable 2

Parameters	IRIDIUM Ceramic Antenna
Standards	Iridium
Bands (MHz)	1621
Frequency (MHz)	1616-1627
Return Loss (dB)	~-18.8
VSWR	~1.2:1
Efficiency (%)	~76
Peak Gain (dBiC)	~4.5
Average Gain (dB)	~-1.1
Impedance (Ohm)	50
Axial Ratio (dB)	3 Max
Radiation Pattern	Hemispherical
Polarization	RHCP

Antenna Measurement Conditions:

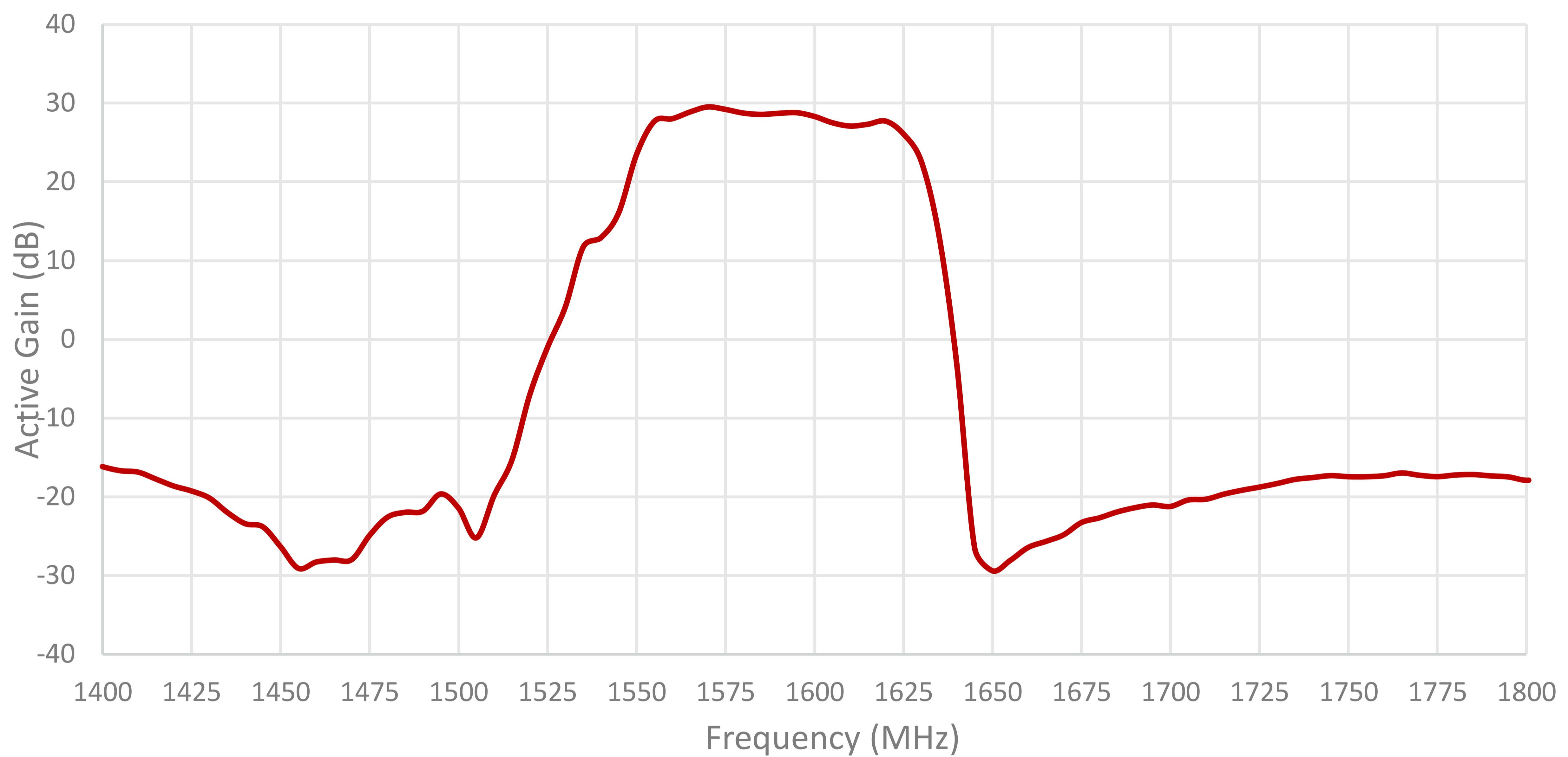
Mounted on Ground Plane of 74 × 45 mm

Measured in Certified CTIA 3D Anechoic Chamber


2. Mechanical and environmental specifications

Specifications	2JP0133BGF
Dimensions (mm)	74 × 45 × 8.8
Operating Temperature (C)	-40 to +85
Storage Temperature (C)	-40 to +85
Substance Compliance	RoHS

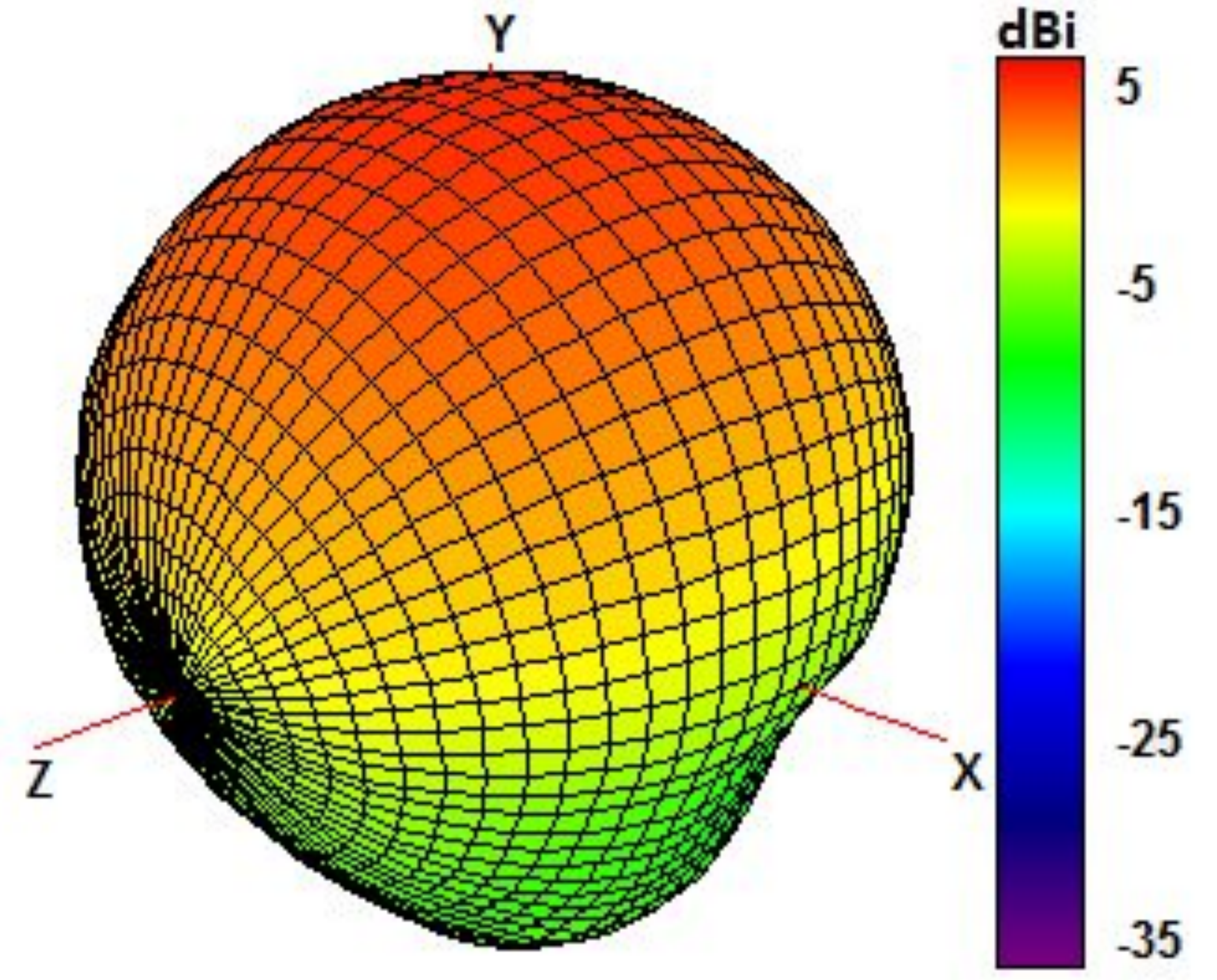
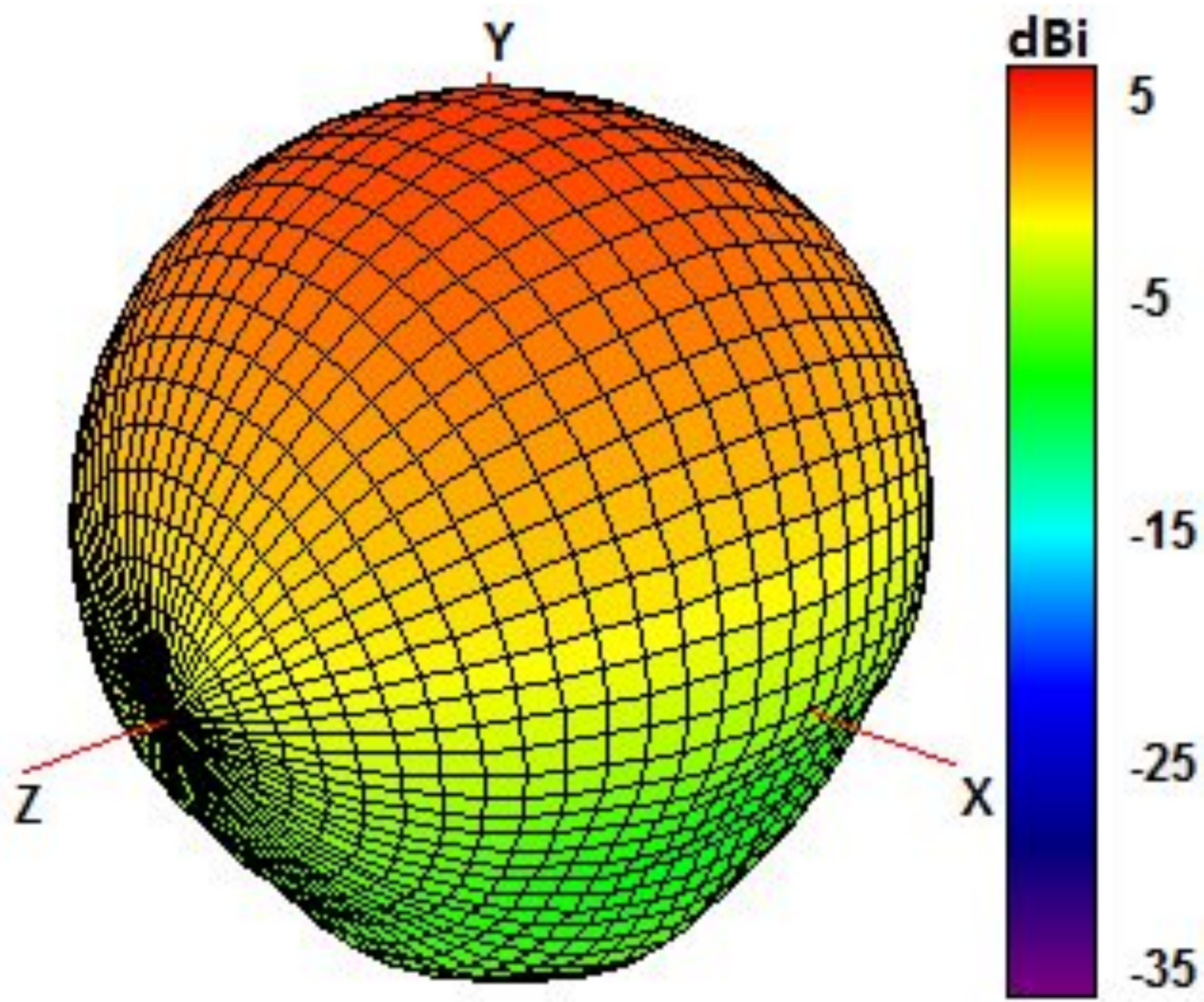
3. Antenna parameters



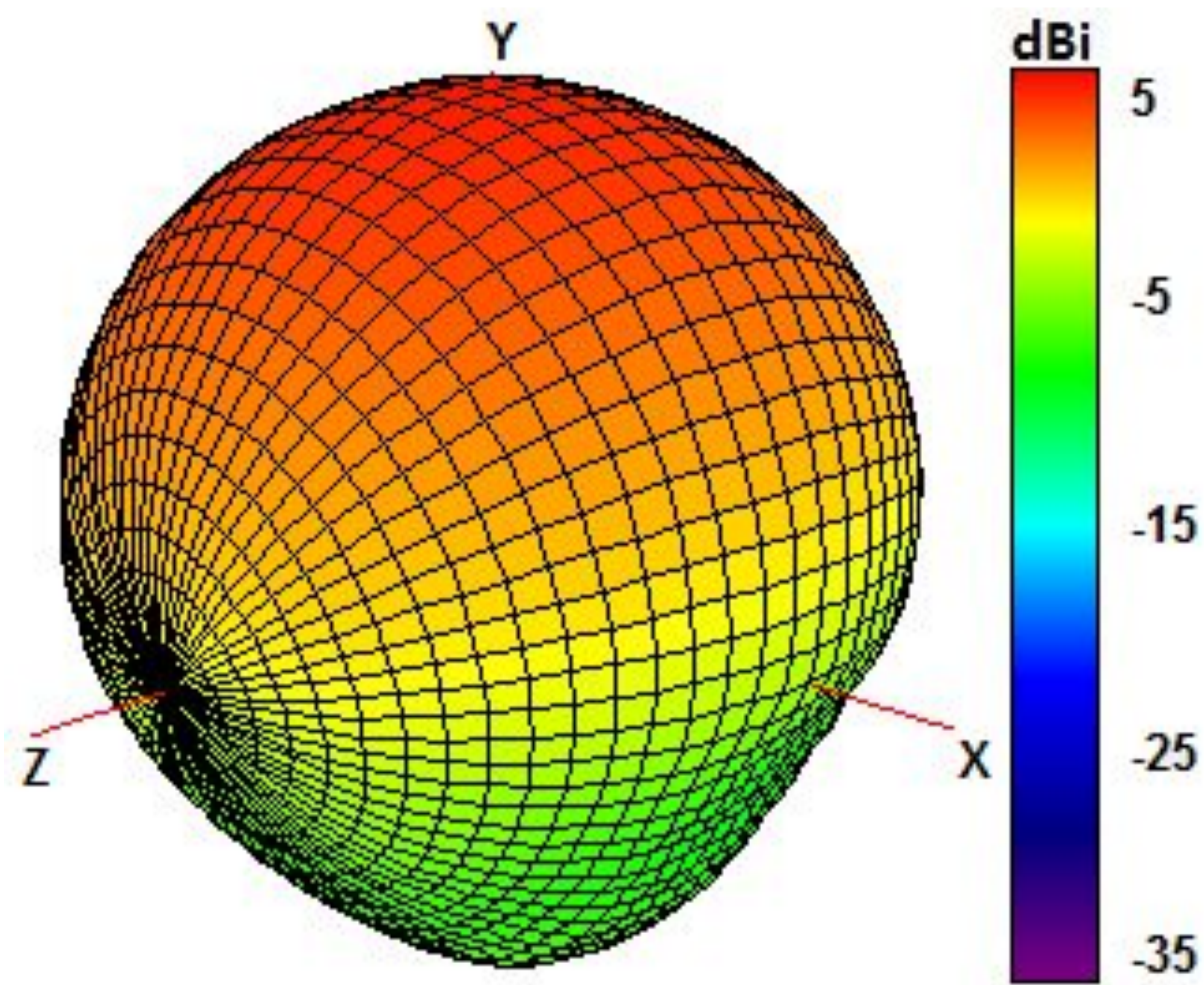
* Measured at 2.7 V



Radiation pattern reference



1575 and 1602 MHz Radiation pattern



1621 MHz Radiation pattern

5. Antenna Images

