





Pattern Guide for Custom Orders

October 2023 Edition

Approved by Diane H.

Plain Weave

A plain weave is the simplest weaving pattern. To create it, thread the weft under then over every other warp thread. Adding different colours changes the pattern.




Plaid or Checkered Weave

A checkered or plaid weave is a variation of a plain weave that uses two or more colours. Alternating bands of colour in both the warp and weft create the pattern.




Striped Weave

The striped weave uses stripes that are only a single thread wide. Both the warp and the weft alternate colours every other thread.




Double Weaving

A double woven textile allows for the separation of the warp into two fabric layers. When plain woven it creates thicker fabric.




Pile Loops

Pile loops are a manual type of detailing applied to a plain-woven textile. Leaving oversized loops in the weft while weaving creates the loops.



Textured Weave

A textured weave is any weaving pattern with some rows that skip threads. Surrounding these are plain woven rows.



Window Weave

The window weave is a specific row-pattern arrangement of the textured weave. It consists of one row that skips select strands, one row plain weave, one skipping row, then three plain rows.




Weft Floats

Weft floats are another variation on a textured weave. The weft skips over 5 or more warp strands at once. Weft floats create a distinct pattern on both the front and back of a weave.



Twill

A row of weft in a twill pattern goes over two warp strands, then under two. Each subsequent row shifts one strand over and repeats the same pattern.



Zigzag Pattern

The zigzag pattern is a variation on a twill. Where the line turns back on itself, the “2 under, 2 over” pattern shifts back one thread instead of forward.





Diamond Pattern

The diamond pattern is another variation on a twill. The second row of the pattern skips over four warp threads at the centre of each diamond. Elsewhere, it follows the same "2 under, 2 over" pattern.




Additional Designs

Can't find a pattern or design you like? Contact us with your idea and we'll help you out with your custom order. See past examples of special designs bellow.




Finishing Options

Match the way we finish off the ends a weaving project to the design of your piece.



Regular

Bunches



Twisted Fringe

Decorative



Decorative - Crossover



Hemstitched

(Can be combined with a sewn hem for a no-fringe option)

