
ART OF THE MOVIES

MOVIE POSTER LIGHT BOX - MODEL #1

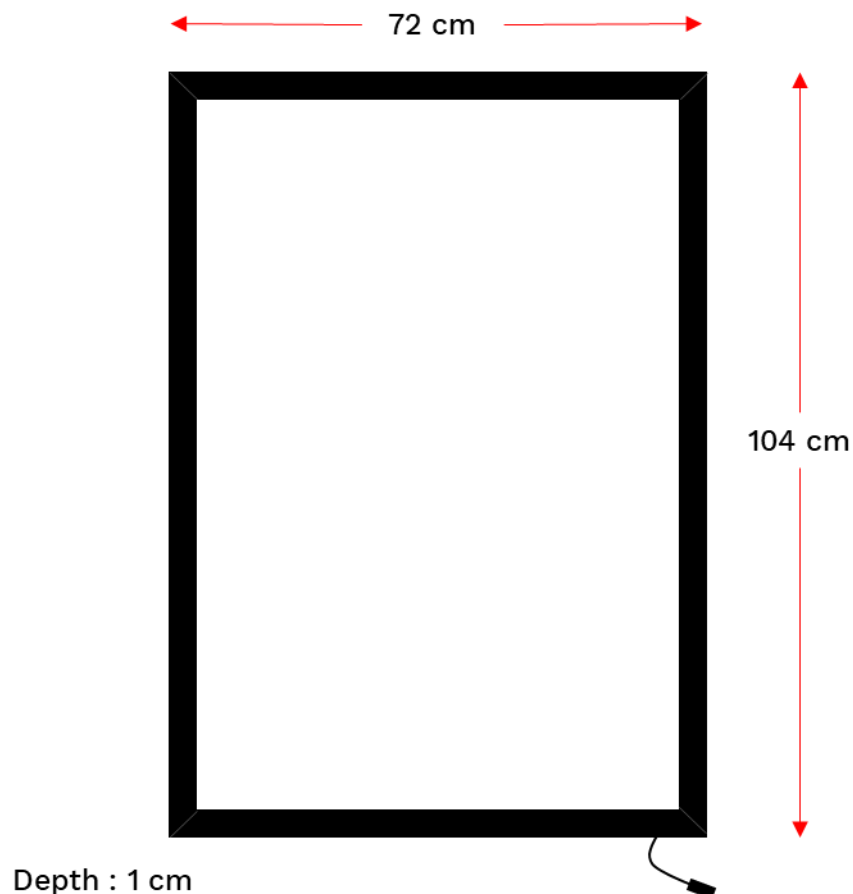
PLANNING YOUR INSTALLATION

Thank you for your interest in Art of the Movies Light Boxes, the perfect way to bring the magic of the cinema foyer to your home! For optimum results, it is important to consider positioning of your Light Boxes and provision of power to them, before installation begins.

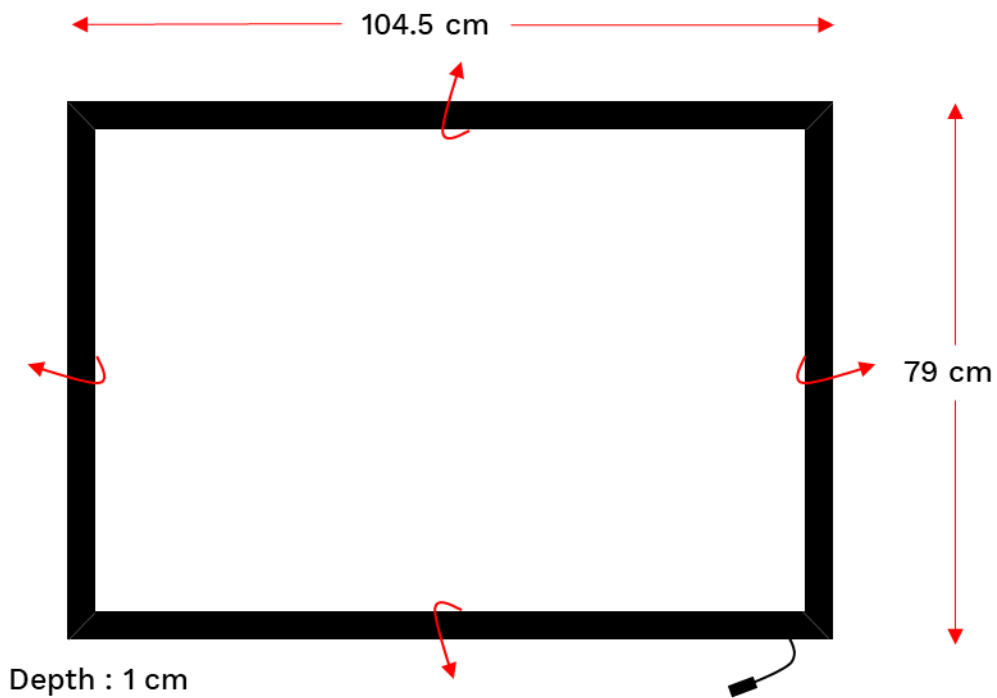
Below you will find details to assist with that planning.

We offer two different sizes of Light Box. The design of each is identical and the same power supply and cabling is provided with both.

DIMENSIONS – STANDARD LIGHT BOX - FOR 27x40 INCH ONE SHEET POSTERS



DIMENSIONS – QUAD LIGHT BOX – FOR 30x40 UK QUAD MOVE POSTERS



The sides of each Light Box snap open allowing posters to be easily installed from the front.

CABLING AND POWER SUPPLY

The power cable exits the rear of the Light Box, bottom right, with a short lead to a female 2.1mm DC connector.



This connects to a male 2.1mm DC connector and a 1.5m cable attached to the power adapter.



The power adapter is 9.5 x 4.5 x 3cm. It provides a 12V, 3A supply to the Light Box, which draws ~30W.



A 1.5m cable with an IEC C7 'figure of eight' connector inserts in to the power adapter and leads to a standard UK Plug.



CONTROLLING YOUR LIGHT BOXES

Each Light Box is supplied with an optional remote control and LED Controller. This enables a Light Box to be controlled remotely.



The LED Controller is attached between the short cable from the Light Box and the cable to the power adapter.

If you are installing more than one Light Box in the same location, we recommend controlling them via wi-fi, rather than remote control. This requires an optional wi-fi adapter to be used with each Light Box.

Wi-fi adapters allow your Light Boxes to be synchronised and controlled as a group, using both a mobile phone app and Amazon Alexa.

The wi-fi adapter is installed in exactly the same way as the remote-control LED controller.

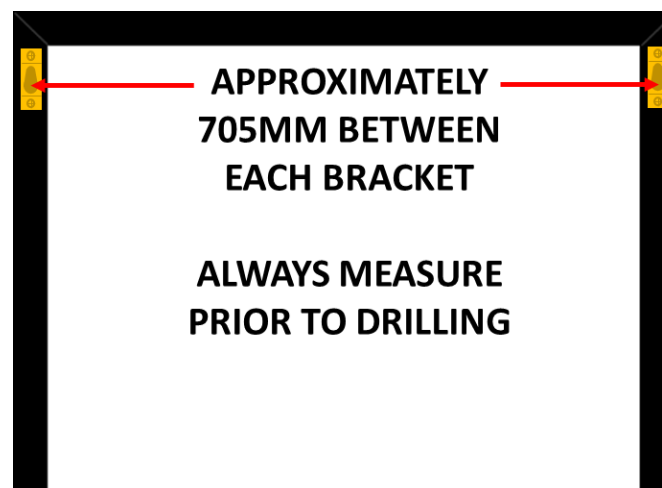


Full installation instructions are provided with each wi-fi adapter purchase.

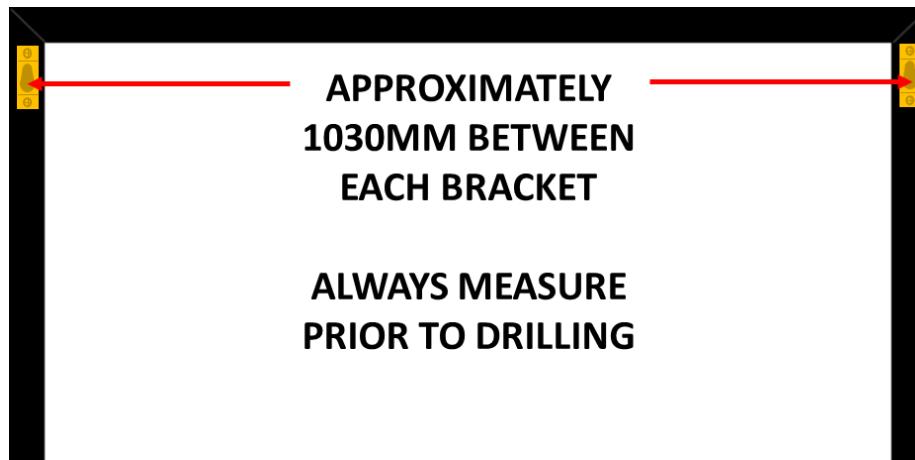
HANGING YOUR LIGHT BOXES

Light Boxes are supplied with integrated hanging brackets. We recommend that each Light Box is measured accurately before holes are drilled and appropriate wall fittings inserted.

STANDARD LIGHT BOX - FOR 27x40 INCH ONE SHEET POSTERS



OVERALL DIMENSIONS – QUAD LIGHT BOX – FOR 30x40 UK QUAD MOVE POSTERS



HIDING CABLING

We have evaluated the use of battery packs to power Art of the Movies Light Boxes but to date have not found a small enough solution that provides the correct level of power for an acceptable duration. Each Light Box therefore requires cabled power.

By working with your architect, builder or electrician early in your project, it is very easy to achieve a cable-invisible solution.

Many customers have achieved such a solution by recessing the cable, adapter and plug behind each Light Box or by running an extended DC connection through stud walls. The photo overleaf shows a great example.

Your architect, builder or electrician will be able to advise on the most suitable solution for your project.



Thanks again for your interest in Art of the Movies Light Boxes. We believe they are the best way to display your contemporary movie posters, bringing the magic of the cinema in to your home.

ArtoftheMovies.co.uk

