



**B.KETTNER**  
**BodyCurve**

ENGLISH




**USER MANUAL**



> *More informations*  
concerning products, ordering, news  
and other B.Kettner technologies:  
**[www.bkettner.com](http://www.bkettner.com)**

# B.Kettner BodyCurve

*Thank you for choosing B.Kettner BodyCurve.*



*B.Kettner brings the professional expertise of modern beauty salons to your home. Technologies that have been developed in the medical and cosmetological context have been recreated for home use, and enhanced with professional cosmetics formulations.*

*The devices were designed, developed and tested by professional beauticians. They satisfy rigorous quality and performance standards, and are easy to use.*

*These skin care products have been developed and manufactured in Germany. The basis is a professional skin care brand that has been successful worldwide for 30 years. The formulations do not contain parabens or mineral oil derivatives.*

***Please carefully read the following safety precautions and keep them for future reference.***

# Contents

- *BodyCurve*
- *Charging cable*
- *User manual*
- *B.Kettner BodyCurve Serum (50ml dispenser)*



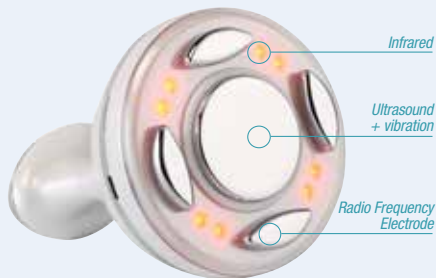
*Charging cable*



For the US you will use  
the USB to charge  
your device!

*B.Kettner  
BodyCurve Serum*





1. Battery level
2. Infrared
3. Intensity and duration
4. Vibration Mode
5. Ultrasound
6. Time
7. Minute
8. Radio Frequency



Model-Nr.: BodyCurve

Art.Nr.: 42275

Charging time	2.5 hours
Autonomy	1 hour
Frequency of vibration	300000 vibrations / s
Voltage	8.4V
Operating Intensity	0.14-1.4A
Voltage de charge	5.0V
Power	16.8W

## Warnings:

*Please observe the following instructions when commissioning the device:*

- *This device is intended for home use only.*
- *Only use the AC adaptor supplied with the device*
- *The device must not be immersed in water.*
- *Check that the local mains voltage matches the voltage indicated on the rating plate.*
- *Do not drop the device.*
- *After using or charging the unit, be sure to unplug the AC adaptor.*
- *It is forbidden to switch on the device if the device shows visible damage.*
- *This device may be used by children 8 years of age and older and persons with reduced physical, sensory or mental abilities or lack of experience or knowledge, providing they are supervised or instructed on how to use the device safely and they understand the risks involved. Children should not play with the device; cleaning and maintenance of the object should not be done by unattended children.*

- *Do not open the device under any circumstances. The manufacturer's hidden defects warranty does not cover any damage caused by improper handling.*
- *Do not immerse in water or other liquids.*

**WARNING**

*Never use this appliance in the bath, shower, or above a basin containing water.*

# Warning

- *Do not use the device on damaged, irritated skin.*
- *Do not use the device if you are pregnant or have a skin disease.*
- *Avoid using the device for 1 hour after eating.*
- *Do not overuse the device; do not overheat it to avoid damaging it.*
- *Do not use the appliance in the bath or shower and avoid splashing water which could damage the appliance.*
- *If you experience unpleasant sensations while using the device, or if you notice an abnormal skin reaction, stop using the device immediately and consult your doctor.*
- *Keep the device out of the reach of children.*



## **INTERVIEW**

- *Unplug the unit when servicing.*
- *Clean the device after each use.*
- *Clean the device with a soft cloth that has just been dampened and wipe with a dry cloth.*
- *Do not use solvents, detergents or other abrasives.*
- *Store the unit in a dry place and make sure it is unplugged. Make sure that the power cord is not wrapped around the unit. Never pull on the power cord to unplug the unit.*

## **WARNING**

1. *Never let children use the device.*
2. *Never leave the device running if you are not using it.*
3. *Do not immerse the appliance.*
4. *Do not insert any metal objects into the device as they may damage it.*

## **CHARGING:**

- *The full charge of the battery takes about 2 hours 30 minutes before the first use and each time it has not been used for a long time.*
- *When your device's power is insufficient, the device will beep. Then put the device on the charger.*
- *Use the supplied USB cable to charge your device. USB charging, sustainable use, more energy efficient and environmentally friendly.*



*This marking indicates that this product should not be disposed of with other household wastes throughout the EU. Recycle it responsibly to prevent possible harm to the environment or human health from uncontrolled waste disposal, and to promote the sustainable reuse of material resources. To return your used device, please use the return and collection systems, or contact the retailer where the product was purchased. They can receive this product for environmentally safe recycling.*



*This marking indicate that this product should be used with dedicated supply unit.*

# BodyCurve Serum

*Lipo Complex, extracts of fucus, aesculin, caffeine, ivy and arnica, phyto complex*

**BodyCurve Serum** is a pleasant anti-ageing serum with stimulating ingredients that reduce the first signs of cellulite and improve and smooth the overall appearance of the skin.

The Lipo Complex and algae extracts help to reduce the volume of existing fat cells and therefore to combat the signs of cellulite. It is rich in plant extracts with regenerative and firming properties that restore the skin's natural firmness and elasticity.

They improve the microcirculation and thus reduce visible skin irregularities. The serum improves skin texture and helps minimise stretch marks.



*B.Kettner cosmetic formulations have been specifically designed to interact with BodyCurve.*



## How to use

*The innovative system for skin rejuvenation, body contouring and reducing cellulite.*

# BodyCurve

**ANTI AGEING – BODY CONTOURING – ANTI CELLULITE –  
for the perfect silhouette.**

*The innovative system for skin rejuvenation, body contouring and reducing cellulite.*

*The unique synergy of 4 technologies – ultrasound, radio frequency, hyperthermia (infrared) and biomechanical vibrations - can visibly improve the surface of the skin.*


*This multipolar technique specifically counteracts structural changes in the skin and connective tissue. The targeted treatment of the problem areas and the positive influence on the tissues help to tone and shape the body.*

*This treatment provides an elegant solution to cellulite and sagging tissue, which may be due to decreased elasticity caused by ageing, weight loss or biological changes. It is especially suitable for the problem areas of breasts, stomach, hips, buttocks, thighs and upper arms. For better ultrasound and radio frequency*

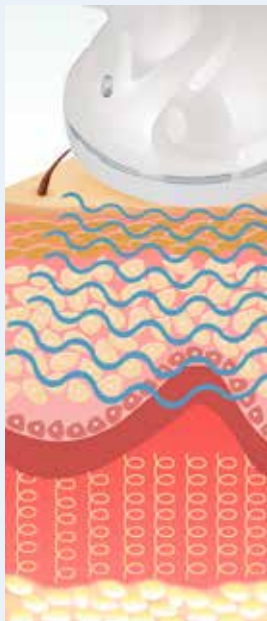
*conductivity and performance, we recommend that you apply the appropriate body-care product.*

*Making consistent use of the BodyCurve device and the matching body-care product (such as BodyCurve Serum) results in visibly smoother and younger-looking skin.*

- *Reducing circumference*
- *Firming tissue*
- *Shaping the silhouette*
- *Improving cellulite*
- *Vitalising the skin*
- *Improving muscle tone*
- *Smoothing the surface of the skin*



## RF - RADIO FREQUENCY



*The radio frequency waves (300 KHz) cause selective heating of fat cells and collagen fibres.*

*The electromagnetic radio frequency waves vibrate the water molecules in the tissue layers, creating frictional heat. This frictional heat induces warming of the connective tissue cells.*

*This results in a tightening of the collagen and a renewal of the tissue - which is visible as a firming of the surface of the skin.*

## CV - ULTRASOUND CAVITATION



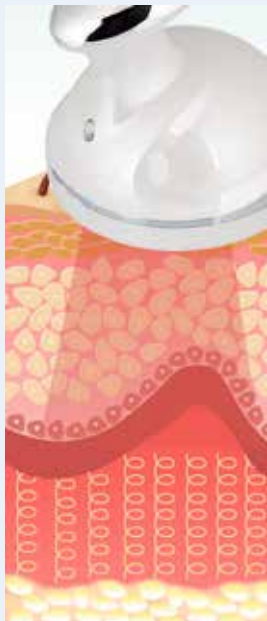
*Sound waves (300,000/sec) cause the tissue to vibrate.*

*As a result, the fat cells under the skin „open“ and the fat that comes out is directed into the lymphatics and then removed by them. In addition, cell activity is measurably increased and this causes collagen formation to occur.*

*The lower the frequency of the ultrasound, the deeper the effect of the cavitation on the fatty tissue.*



## LED HYPERTHERMIA

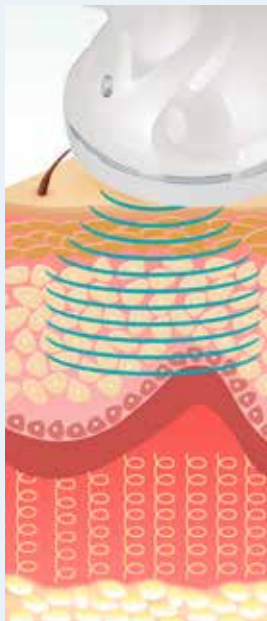


*The red light (LED - hyperthermia) therapy (625nm) has a warming effect on tissues, tendons and ligaments. This heat increases the blood circulation in the body and triggers healing processes.*

*Muscle tension is eased and the supply of nutrients and oxygen to the tissues is improved.*

*The red light stimulates the metabolism and the removal of toxins and undesirable metabolic deposits.*

## VIB – BIOMECHANICAL VIBRATION



*Biomechanical muscle stimulation sends gentle vibrations that work on muscle fibres and stimulate core muscle.*

*The effects are particularly beneficial for speeding up metabolism by improving the supply of nutrients and oxygen to tissues - for smooth, healthy skin.*

## COMBINED APPLICATION PROGRAMMES:

*You will already see visible results after only a few applications. Choose your own treatment programme, one that is best for your skin.*

**VIB – BIOMECHANICAL VIBRATION:** *improves tone, stimulates muscle and tissue fibres, speeds up the dispersion of fat cells and boosts toxin elimination.*

**CV – ULTRASONIC CAVITATION:** *stimulates cells in the cutaneous layer, activates the elimination of fats and toxins by improving lymph circulation and improves cellular metabolism.*

**RF – RADIO FREQUENCY:** *strengthens and forms tissue, stimulates collagen activity, smooths the surface of the skin and reduces irregularities.*

**LED – HYPERTHERMIA:** *improves the appearance of the surface of the skin, giving it a healthier and younger appearance.*

## **SHAPE MODE - GETTING RID OF CELLULITE**

**VIB + CV**

**3 levels of intensity**

- Pulsating VIB at short intervals, continuous CV
- Pulsating VIB at long intervals, continuous CV
- Continuous intensity VIB without intervals, continuous CV

## **FAT BURNING MODE - CELLULITE REMOVAL**

**CV + LED**


**continuous intensity - no intervals**

## **BRIGHTEN SKIN MODE - REJUVENATE THE SKIN (REVITALISING THE TISSUE)**

**RF + LED**

**3 levels of intensity**

- Pulsating LED at short intervals, continuous RF
- Long pulsating LED, continuous RF
- Continuous intensity LED without intervals, continuous RF



## ***BURST FAT MODE - STRENGTHENING TISSUE***

***LED + RF + VIB***

***3 levels of intensity***

- *LED + pulsating VIB at short intervals, continuous RF*
- *LED + pulsating VIB at long intervals, continuous RF*
- *Continuous intensity LED + VIB without intervals, continuous RF*


## **WHAT EXACTLY CAN YOU EXPECT?**

*The supply of blood and oxygen to your skin is improved after using the device for the first time, making it look more radiant and rosy. A slight reddening of the skin may occur, which usually disappears following the treatment. If you feel unwell at the time or after using the device, and/or your skin shows irritation, burning or redness, stop the application. The device should not be used more than 3 times a week.*

*Do not use the device immediately after a meal. Where there is excessive hair growth, we recommend shaving the area to be treated.*

*The device can be used for the following treatment areas: Thigh, Stomach, Hip, Buttocks, Upper arms, Breasts*

*It is generally suitable for all skin types. Caution is advised with hypersensitive (allergic) skin and skin diseases.*



## PREPARATION

***Important: Charge the device before use.***

- 1. Clean the skin (by showering).*
- 2. If necessary, carry out deep cleansing/exfoliation with a product suitable for your skin type.*

### ***USING THE BODYCURE***

- 3.1. Apply BodyCurve Serum (or a suitable product) to the treatment area.*
- 3.2. Press the on / off button to turn on the BodyCurve device. You will hear a signal. (If the signal cannot be heard, the battery is low.)*
- 3.3. Select the appropriate treatment mode by pressing the on / off button again (several times).*
- 3.4. With the >< key you can select the intensity level of the treatment mode.*


**3.5. Start the treatment programme by pressing the ON / OFF button.**  
*Slowly move the device in circles (applying light pressure) on the treatment area. Repeat the movements 2-5 times on the treatment area.*

**Legs:** *work from the bottom up*

**Breasts:** *avoid breast tissue; work on the breast muscle to tighten it*

**Upper arms:** *work from the elbow to the armpit*

**Stomach and hip:** *work in a clockwise, circular motion*





***DURATION OF TREATMENT:***

*BodyCurve can be used for 10 to 15 minutes per area of treatment (auto/off after 15 minutes). The treatment can be carried out 2-3 times a week.*

*For optimal treatment success, at least 10-24 treatments should be carried out. After completing a treatment cycle, we recommend 2 to 4 monthly follow-up treatments to sustain the result.*

***CLEANING:***

*We recommend thoroughly cleaning the device immediately after use with a damp cloth.*

## Sales warranty

Dear Customer,

*Thank you for choosing a B.Kettner product. B.Kettner devices are manufactured according to the strictest quality standards. B.Kettner provides you with a guarantee for the duration of 2 years from the date of purchase against your device exhibiting manufacturing defects in material or workmanship under normal conditions of use.*

*All claims under this warranty (including both the primary warranty claim itself and any secondary claims arising after repair or replacement) are subject to a limitation period of 12 months. The period of limitation of the primary warranty claim begins from the point of knowledge or of grossly negligent ignorance of the defect. The period of limitation for secondary claims begins with the delivery of the repaired or replaced device.*

*As guarantee and evidence of ownership, the original proof of purchase (original invoice or payment confirmation) from the dealer from Germany or Austria must be presented. The receipt must contain the date of purchase, the name and address of the dealer, and the complete type designation of the device. The warranty is only valid for the first purchaser of the device. If the first purchaser resells the device to a second purchaser (e.g. as part of an eBay auction), this warranty is not transferable to the second purchaser.*

*Warranty services can also be provided by B.Kettner authorised repairers in other countries, however, there may be delays if the required replacement parts are not immediately available. The guarantee conditions of the respective country apply.*

*What does the warranty not cover?*


*If, exceptionally, a defect occurs, B.Kettner can choose between a repair, replacement or refund of the purchase price of the product. The product replacement may consist in the same model, or one that is at least comparably equipped. Replacement or repair of the product does not constitute a new warranty. All replaced old equipment and parts become property of B.Kettner. All other claims are excluded. This applies in particular to claims for damages, regardless of the legal grounds on which they are based. The exclusion does not apply in case of injury to life, limb and health, in the case of intent and gross negligence, product liability and in case of breach of essential duties, which jeopardise the achievement of the guarantee's purpose.*

*What does the warranty not cover?*

*Before handing or returning a device to the B.Kettner, it is up to the customer to save data and settings. B.Kettner assumes no responsibility for lost or damaged data and programmes stored on device media, nor any resulting consequences. Compensation for expenses involved in data backup or data recovery and re-installation of software or other information will not be granted.*

*In addition, and in particular, the guarantee will not be valid if:*

- the device has not been properly commissioned or used in accordance with the instructions for use in the private sector.*
- the device has been used or handled in a manner advised against or warned against in the instructions for use.*
- the device has been improperly treated or maintained, in particular by means or methods that cause physical or superficial damage (e.g. to LCD displays).*
- changed the type designation and serial number on the device, deleted, removed or made unreadable to others.*
- repairs, adjustments or changes to the equipment are made by persons or companies who are not authorised to do so through B.Kettner.*
- damage caused by external sources (lightning, water, fire, etc.) or by improper handling.*
- the unit has a low work efficiency because spare parts and accessories were used that were not made by B.Kettner.*
- autonomous, improper transport (e.g. with inappropriate packaging) has caused damage or the device has suffered fall damage.*
- soiling such as a large amount of dust or nicotine deposits in ventilation slots, fans, on displays, lamps, laser diodes, etc. is affecting the functionality of the device.*



*The warranty does not cover equipment or parts of equipment which are subject to normal wear and tear and which can therefore be considered parts subject to wear, or which are made of glass.*

*We would like to point out that the device cannot be considered as defective if a modification or adaptation has to be made to the device in order to allow use of the device for which the device was not intended in its original specification (e.g. adaptation to another reception or connection standard). In addition, we would like to point out that the settings and the taring (e.g. water temperature) of a device vary depending on the country in which it was originally intended to be marketed. Due to this, all claims for a change the above settings and taring are excluded.*

*Do you need further assistance?*

*To save you unnecessary effort, we recommend that you read the operating instructions for your device carefully before consulting with your dealer or contacting the B.Kettner customer service team.*

*If you have any questions, please contact the B.Kettner distributor in your country, in writing or by phone. Contact information can be found at the following Internet address:*


**Internet: [www.bkettner.com](http://www.bkettner.com)**

*To help you as fast as possible when you contact your B.Kettner distributor or your dealer, please have the following information ready:*

- Original purchase receipt (including date of purchase, name and address of the dealer as well as the complete type designation of the device)*
- Product serial number, if available (not all B.Kettner products are provided with a serial number)*

**Standard warranty period:**

***2 years after first purchase of the B.Kettner product.***





# B.KETTNER

PROFESSIONAL COSMETICS FOR HOME USE

## B.KETTNER GMBH

Kirchplatz 2

55286 Sulzheim, Germany

Tel.: +49 (0) 2202 - 2940 - 0

Fax: +49 (0) 2202 - 2940 - 24

**[info@kettner.com](mailto:info@kettner.com)**

Weitere Informationen zu Produkten, dem Nachkauf, Neuheiten oder anderen B.Kettner Technologien, finden Sie unter: **[www.bkettner.com](http://www.bkettner.com)**