

**100% Irish  
Owned and  
Operated**

**A c c u r a**

D i a m o n d **T** o o l s

**2022/2023**

**[www.accura.ie](http://www.accura.ie)**

# STIHL TS410



---

TS410 - 300mm  
TS420 - 350mm





**We stock thousands of products  
and constantly add to our  
portfolio staying above the  
curve in innovation and product  
development.**

Check out some of the brands available  
today in Accura Diamond Tools



Proud Suppliers of

**ARMEG**

**AccuDrill**  
DIAMOND DRILLING SYSTEMS

**ALTRAD** BELLE  
LIGHT  
CONSTRUCTION  
EQUIPMENT

**DS**

**AGE**

**AL LIFT**

**BATTIPAV**  
MACCHINE PER EDILIZIA | MACHINES FOR BUILDING

**BARON**

**Collomix**

**BARTELL**  
BARTELL GLOBAL

**BOSCH**

**CreteBeater**

**SPE**  
BARTELL GLOBAL

**Acc**

**DIACOM**  
DIAMOND TOOLS

**NORTON**  
SAINT-GOBAIN  
*clipper*

**CEDIMA**

**ECHO**

**ARBORTECH**

**HIKOKI**

**evOLUTION**  
POWER TOOLS

**HYCON**

**FLEX**  
Das Original

**HEMMING**  
TECHNIK GmbH & Co. KG

**ICS**  
Diamond Tools and Equipment

**HEIKO**





Victor Mixer



# Over 12 Years of Excellence

## About AccurA Diamond Tools

AccurA Diamond Tools started life in 2009 where AccurA's Brian Brady's (MD) applied his experience of the construction industry to source and supply superior diamond tools and construction products understanding what was required.

AccurA Diamond Tools Ltd, specialise in designing and supplying Quality Cutting, Drilling, Grinding, Surface Preparation & Polishing Tools for the Construction, Civils and Monumental Stone Craft Industries.

We are Ireland's Premier Supplier, providing all processing solutions for Concrete, Cementitious and Stone based materials, always Ensuring Optimum Performance, Quality, Service, and Value.

With over 50 combined years' experience in the Diamond Tooling and Machinery industry, we pride ourselves in providing excellent products and solutions.

The success of AccurA is the AccurA team who are highly skilled, dedicated, and dynamic professionals. From management down AccurA operates as the one team with the key goal of supplying superior customer service and satisfaction.

Whether supplying specialist cutting and drilling solutions for materials commonly found on construction sites to the not common or new materials found in bespoke building projects the customer is number one in all transactions - the customer is the centre of all things In AccurA Diamond Tools Ltd.

All the diamond products we supply in AccurA are tested under load and are rigorously tension and bend tested before leaving the manufacturer surpassing the European Standard EN13236 under safety regulation and safety requirements for super abrasives as set out by the European Committee for Standardisation.

Inside this catalogue is a guide to the many products we stock for a more comprehensive information please contact us, where we would be delighted to discuss your requirements in more detail.

**Visit [AccurA.ie](http://AccurA.ie) or call us on 01 610 5055 and the team in AccurA will be delighted to help you.**

Visit [AccurA.ie](http://AccurA.ie)



# Contents


<b>Products</b>	<b>Page #</b>
Diamond Blades .....	9
Steel Discs .....	17
Core Drill Bits .....	19
Surface Preparation Tools .....	23
Masonry Tools .....	37
Specialist Tooling .....	45
Core Drilling Machinery .....	49
Tiling Tools .....	65
Lifting Solutions .....	75
Cutting Machinery .....	79
Dust Suppression & Extraction .....	109
Mixers .....	117
Power Supply Solutions .....	125
Oils, Lubricants, Cleaning Agents .....	129
Environmental Policy .....	132
Terms and Conditions of Sales .....	133





# Diamond Blades

Accura Diamond Tools  
The Diamond Blades Specialist



Concrete / Reinforced Concrete  
Steel / Ductile  
Fiberglass



Marble  
Brick / Block  
Natural Stone



Angle Grinders  
Asphalt / Dual  
Porcelain / Ceramic



Glass  
Rescue / Specialist  
Sandstone



## Diamond Blades

**Angle Grinder Blades in sizes of 115mm, 125mm, 230mm in stock online and instore – click and collect available.**

### EPC Electroplated Continuous Blade

EPC Blade is for soft abrasive Marbles and Travertines giving particularly good finish with reduced chipping. For use with: Tiles - Stone – Concrete. For use with Angle Grinders. Sizes 115mm - 230mm



### EPS FM14 Electroplated Segmented Blade

Electroplated Segment Blade for Fast and aggressive cutting of marbles and travertines and other soft stone. Diamond side spokes offer free cutting with no trapping. The M14 flange offers deeper cutting. Available only in 125mm



### EPC FM14 Double Sided Continuous Marble Blade with M14 Flange

Electroplated Segment Blade for Fast and aggressive cutting of marbles and travertines and other soft stone. Diamond side spokes offer free cutting with no trapping. The M14 flange offers deeper cutting. Available in 115mm - 125mm – 230mm



### DHS PTC Porcelain Tile Blade

1.3mm Ultra-thin Blade for fast cutting of Porcelain, Ceramic and Stone-based Tiles, Reduced chipping. Available in 115mm - 125mm



### DH PTC Porcelain Tile Blade

1.2mm Ultra-thin Blade for fast cutting of Porcelain, Ceramic and Stone-based Tiles, offers premium chip free cutting with excellent life, Tiler's favourite!! Available in 115mm - 125mm



### HSD PTC 115 Porcelain Tile Blade 0115mm x 1.2mm Ultra-Thin

Non-Chip Continuous Rim 1.2mm Thin. Very fast cutting. Gives excellent finish with long life due to micron diamond mesh. Cooling holes offers cooling and reinforced centre offers stability, this blade works excellent on porcelain, ceramic, natural stone, and some marbles.



### DHS PTC Porcelain Tile Blade

1.3mm Ultra-thin Blade for fast cutting of Porcelain, Ceramic and Stone-based Tiles, Reduced chipping. Available in 115mm - 125mm



### JTC 230 Ultra-Thin Blade

1.4mm Ultra-thin Blade for fast cutting of Porcelain, Ceramic and Stone-based Tiles, offers premium chip free cutting with excellent life. Used by landscapers and Tilers for dense Heavy-Duty Porcelain. Available in 180mm, 200mm, 230mm, 250mm, 300mm, 350mm.





## Diamond Blades

### GPE

10mm Segmented Blade for cutting concrete great return on value performance ratio. For use with: Concrete. Sizes: 115mm - 125mm – 230mm – 300mm – 350mm.



### STS

10mm Turbo Segmented Premium Blade with free, clean precise, fast free cutting in granite, stone, and concrete great return on value performance ratio. Sizes: 115mm - 125mm – 230mm – 300mm – 350mm.



### TSPB

10mm Turbo Segmented Super Premium Blade offering free, clean precise, fast free cutting in granite, stone and concrete including reinforced, great return on value performance ratio. Sizes: 115mm up to 900mm



### ED GPA Segmented for General Purpose

Concrete materials, and occasional use for Granite and Sandstone not recommended for Asphalt or Green concrete under 72 hours. Segment Height 10mm. Sizes: 300mm, 350mm, 400mm



### DH SHA/SER Segmented 5

15mm Turbo Serrated Segmented Blade giving clean precise, fast free cutting in granite, stone and hard concretes including heavy reinforced concrete long life due to extra high segment. Sizes: 125mm up to 450mm.



### DH WSB Wave Segmented Blade

Laser speed wave development with high Performance diamond: Speed-wave segment “pulls” through the material. High-frequency laser-welded 10 mm shaft segments. Aggressive cutting behaviour with clean edges.

Application: Reinforced concrete, established concrete, precast concrete, granite, natural stone, ductile iron pipe, sidewalk slabs, hard sand-lime brick, roof tiles, clinker. Size: 300mm/20, 350mm/20, 350mm/25, 400mm/20, 400mm/25, 450mm/20, 450mm/25, 500mm/25, 600mm/25



### ED CST 0300 Turbo Segmented

The CST 0300 is a very fast cutting laser welded blade with 15mm high segments with high quality diamond gripped in high concentration for fast efficient cutting of concrete, reinforced concrete, brick and block and natural stone. Voted best blade with our Landscaper customers - beats all blades in its class. Available in 300mm, 400mm, 450mm



# Diamond Blades

## DH TCGB Turbo Continuous Blade

The cutting disc was specially developed for hard material. Hole pattern: reduced noise, rapid cooling, and a long service life good view of the material to be cut. This blade has special designed to cut fibre cement board giving an excellent finish. 10 mm segment height. Dry and wet cut. Sizes: 150mm – 180mm both sizes come with a 20mm reducer ring which can simply be removed to fit saws shafts of 22.23mm




## HS CSS Continuous Blade with Side Spokes

Side Spokes to give side clearance protection for cutting hard and medium abrasive material. The careful placement of holes keeps the blade cool without the need to use water. This blade is for cutting only. Application: All Concrete Types, Natural Stone Hard, Medium, soft, and abrasive stone types such as Limestone, Sandstone, and some granite variants. Sizes: 115mm, 125mm, 150mm, 230mm and 300mm



## DH DUA Turbo Segmented Drop Concrete

This Blade has a turbo drop segment offering speed of cut and undercut protection. We recommend using specific Blades for different applications. Sizes: 300mm – 350mm – 400mm – 450mm



## MCA Multi Segment with Multi Cut

Multi Cut application Blade for contractors who need to cut Concrete and Asphalt. Asphalt, Green Concrete (up to 72 hrs cure) Abrasive Blocks, Natural Stone and most common cementitious materials found on site. Sizes: 300mm – 350mm – 400mm – 450mm



## TX15 – Turbo Castellated Blade for Concrete and Stone (Vented)

The TX15 is a High Segmented Blade boasting a 15mm above standard height. This Blade offers extended life for prolonged cutting in hard concrete and stone types inclusive of Granite and Limestone. careful placement of holes keeps the blade cool without the need to use water. Sizes 230mm – 300mm. *This Blade is available in two diameters for use on a 9" angle grinder 230mm, and 300mm for use on a Petrol or Electric Cut Off Saw/Disc Cutter.*



## DH ATD Asphalt Tear Drop Segmented Blade

Fast cutting and long blade life due to "U" Wide Gullet- Tear Drop segments. Specially designed deep drawn segments protect the core blade and increase the blade life. Segment height: 10 mm. Laser-welded segments in highly concentrated quality for the use in joint cutters. For wet and dry cutting. Machines with an engine power: up to 25 kW. Sizes: 300mm – 350mm – 400mm – 450mm



## DH ADS Asphalt Drop Segmented Blade

10 mm laser-welded segments. For dry and wet cutting. Applications: Abrasive material like asphalt, soft limestone, soft fire clay bricks, aerated concrete, partly green concrete, and screed. Available in 300mm - 350mm - 400mm - 450mm (Blades up to 700mm available on request)



## Diamond Blades

### CNC C – Cut N Grind Turbo Continuous Closed

CNG Cut N Grind Turbo Closed Continuous Blade offering free, clean precise, fast cutting, and grinding in one action in granite, stone, and concrete products. Available in 125mm and 230mm



### DH RES Rescue 1 Segmented Diamond Blade

High quality rescue blade - a must for the Emergency Services. Applications: cutting Roofing Tiles, bricks, natural stone, iron, Metal, Wood, Concrete, Plastic, Rubber, Fiberglass and more. Sizes: 115mm – 125mm – 230mm – 300mm – 350mm



### ED Ripper Segmented

High Quality ED RIP Ripper Segmented Premium with Tungsten Segments Diamond Blades. Applications: Tree roots through soil, Railway sleepers, Decking, Timber fence posts, Chipboard, polypropylene plastic, General plastics & rubber, thin metal sheets, Tyres, Wood board and planks



### Wire Brush Blade WBB

Wire Brush Blades are great for cleaning joints in concrete in warehousing, in Counterbalance Forklift environments. Sizes: Diameter 125mm / Arbour 22.23mm - Diameter 230mm / Arbour 22.23mm - Diameter 300mm / Arbour 20.00mm



### Crack Chasing Blade CBB

Crack Chasing Blades are designed for opening cracks in concrete in a V Cut, allowing fillers/Resins to expand and hold in the cut without splitting. Sizes: Diameter 115mm / Arbour 22.23mm, Diameter 125mm / Arbour 22.23mm, Diameter 230mm / Arbour 22.23mm



### DH GTRS Continuous

10mm Turbo Continuous Blade with cooling holes offering chip free, clean precise, fast free cutting in granite, stone, and concrete. Sizes: 115mm up to 350mm.



### WS F M14 Wave Segmented

10mm Wave segmented blade for fast cutting in granites and hard concretes, M14 Flange gives greater cutting depth. Sizes: 125mm – 230mm – 300mm – 350mm – 400mm – 450mm.





## Diamond Blades

### Pre-Cut Blade 6mm (ICS starter blade)

This blade is designed to be used in conjunction with a concrete Chainsaw. Offering speed of cut required to speed up the overall cutting time whilst saving costs on chains. This special 6mm thick segment offers the exact width to follow with a concrete chain. This is a more efficient and economical way of cutting and achieving the most from this power tool blade. Sizes: 300mm/20 - 350mm/20 - 400mm/20




### DH MCB Mosaic Cutting Diamond Blade

Clean cut of glass mosaic and glass tiles due to the fine, high-quality diamond segment. Electroplated diamond cutting disc. Dry and wet cut. Applications: glass mosaics, glass tiles. Available in one size 115mm.



### DH BSB Brick Special Diamond Blade

This blade is ideal for giving an excellent finish on products in particular bricks which require very little chipping and allow for brick specials. 10 mm segment height. Laser welded segments. Dry and wet cut. Applications: Clay Bricks, Fire & Engineering Bricks, Hard Fire Bricks, Ultra Hard Brick. Available in Sizes: 350mm, 400mm



### Steel Cutting Diamond Blade SRB 0300

Steel Cutting Diamond Blade now available in AccurA Diamond Tools. Use wet or dry. No Shelf Life. Doesn't breakdown like abrasive discs. One blade is the equivalent of using 100 abrasive discs.



### PCCB Blade Cutting Plastic Pipes

PCCB Blade for cutting and chamfering plastic pipes in one operation accurately hasn't been easier, great for Utilities and Plumbing Contractors. Available in 125mm



### CUR Curve Cutting Blade

CUR - cutting curves safely in Natural Stone, Concrete, Reinforced concrete, granite, and ceramic. Specialised Angle Grinder Blades. Available in: 125mm and 180mm



## Diamond Blades

### Floor Saw Blades 350mm up to 3m – Soft / Hard Bonds – Concrete and Asphalt

Floor Saw Blades ranging from 350mm Diameter all the way up to 3 Metres for use in Track Machines from Major Manufacturers.

Our Blades are manufactured in Europe and boast multiple segment types. Suitable for Petrol, Diesel, Electric and Hydraulic Floor Saws.

We can supply blades to suit fittings for all machine types. We are specialists in matching blades which offer the optimum performance whether it is, hard or soft Concrete with Reinforced Steel Rebar or Asphalt



### Wall Saw Blades 500mm up to 3m – Soft / Hard Bonds

We supply specialist wall saw blades ranging from 500mm Diameter all the way up to 3 Metres for use in Track Machines from Major Manufacturers.

Our Blades are manufactured in Europe and boast multiple segment types. Suitable for: Pentruter, Hilti, Husqvarna, Tyrolit-Hydrostress, Weka amongst the most known Brands.

We can supply blades to suit fittings for all machine types.

We can supply matched blades offering the optimum performance whether it is a Hydraulic or HF Unit, hard or soft Concrete with Reinforced Steel Rebar.



*If you would like to discuss these specialist blades further or explore other options outside this scope then please do speak with a Member of the AccurA Team, who will be happy to give you expert advice, please call 016105055 or email [info@AccurA.ie](mailto:info@AccurA.ie)*

Get in touch with a Member of the AccurA Team, who will be happy to give you expert advice on other options for specialist blades, by calling 01 6105055 or email [info@AccurA.ie](mailto:info@AccurA.ie)

# Steel Rebar CUTTING BLADE



SRB 300





# Steel Discs



## Steel Discs



### HS MCD Metal Cutting Discs 1.0mm Thin.

Hi Speed Metal Cutting steel fabric discs for cutting of common steel and nonferrous metals. Vacuum Brazed technology offers speed and life when cutting metals on site with little waste. and less spark associated with common steel discs. Available in two popular sizes to suit 115mm and 230mm Angle Grinders. Use for cutting only.



### DRONCO OSBORN

#### Steel Cutting Discs Abrasive / Silicon Carbide Discs

DRONCO manufacture to the world's highest standards and monitor the safety and quality of their products to the latest standards, regulations, and standards: compliance with the latest EN standards and strict OSA criteria means increased user safety.



### Ø115mm Premium Angle Grinder AST 60T 115/22.23 (INOX)

Thin sheet metal (of the type used in car bodies, tank farms and the tank construction sector), steel cable, thin-walled profile sections and pipes made of stainless steel and non-ferrous metals. Composite materials. Max RPM 15250 / 25pcs Box



### Ø230mm Premium Angle Grinder A24R-BF0230/22.23 (PERFECT)

Very suitable for unalloyed an alloyed construction steel such as very solid construction steel, tool steel, angular steel profiles, cast, aluminium alloy, copper, brass bronze. Limited for high alloy special steel, angular stainless-steel profiles Max RPM 6600 / 25pcs Box



### Ø300mm Premium Consaw A24R-BF 0300/20 (QUALITY)

Very suitable for unalloyed an alloyed construction steel. Such as very solid construction steel, tool steel, angular steel profiles, cast, aluminium alloy, copper, brass bronze. Limited for high alloy special steel, angular stainless-steel profiles. Max RPM 5100/25pcs Box

### Ø300mm Super Premium Consaw AS30S 0300/20 (SPECIAL)

Very suitable for unalloyed an alloyed construction steel, very solid construction steel, tool steel, cast Well suitable for angular steel profiles, aluminium alloy, copper, brass bronze. Limited for high alloy special steel, angular stainless-steel profiles. Max RPM 5100 / 25pcs Box

### Ø350mm Super Premium Consaw AS30S 0350/20 (SPECIAL)

Very suitable for unalloyed an alloyed construction steel, very solid construction steel, tool steel, cast Well suitable for angular steel profiles, aluminium alloy, copper, brass bronze. Limited for high alloy special steel, angular stainless-steel profiles. Max RPM 5500 / 10pcs Box

**DRONCO Steel Discs sold only in Complete Boxes**

# Core Drill Bits



## Core Drill Bits

### WDCP TSC 1 ¼" UNC(F) 450mm Long – PREMIUM TURBO 13mm L

Premium Wet Diamond Core - Turbo Segmented 13mm 450mm L 1 ¼" UNC Female Thread (From 42mm to 450mm)

#### Applications:

Hard Concrete, Medium Concrete, Reinforced Concrete, Poured and Shuttered Concrete with Hard aggregate. Cast and Hollow Core, Brick and Block including Engineer Block and Brick.

These are our Premium Level Diamond Core Bits which are unbeatable against all premium core bits supplied by others. The value is in the Diamond Concentration and precious metal bond, the quality of the diamond and the generous height of 13mm set in a Turbo Segment.

Some companies offer a 10mm Segment height or an 8mm segment height but, the Diamond may only be at the top of first 6/7mm leaving resulting in the core wearing extra quick near its end of life. AccurA Diamond believe in offering true value transparency, by giving the user exactly as he has requested.

The WDCP TSC Core Bits are 450mm effective length for drilling with a 1 ¼" UNC Female thread to suit most core drills but can be extended with adjoining extension bars. These are not for use on SDS or any other Drill types other than a Professional Diamond Core Drill with IP Rated Water Feed and Rotary action supported by a Slipped Clutch System for safety.



**Some Hilti Drills require an Adaptor please see our Adaptors to allow use of our core bits and other core bits on this site under adaptors.**

Also Available in ½" BSP Fitting find on this site. For a bespoke Diameter and Length- Longer or shorter please contact the AccurA Team as this is a special order or alternatively, we can advise on the correct use of extension bars.



## Core Drill Bits

### Premium Wet Diamond Core Crown Ring - 11mm 300mm L ½" BSP (M) Thread Male Thread (From 10mm to 45mm)

Applications: Hard Concrete, Medium Concrete, Reinforced Concrete, Poured and Shuttered Concrete with Hard aggregate. Cast and Hollow Core, Brick and Block including Engineer Block and Brick.

These are our Premium Level Diamond Crown Bits which are unbeatable against all premium core bits supplied by others. The value is in the Diamond Concentration and precious metal bond, the quality of the diamond and the generous height of 11mm set in a Crown Ring.

Some companies offer a 10mm Segment height or an 8mm segment height but, the Diamond may only be at the top of first 6/7mm leaving resulting in the core wearing extra quick near its end of life. AccurA Diamond Tools believe in offering true value transparency, by giving the user exactly as he has requested.



The WDCP PCA Core Bits are 300mm effective length for drilling with a ½" BSP Male thread to suit specific core drills such as **EIBENSTOCK/BAEIR/MAKITA/DEWALT/ MILWAUKEE will fit directly on a WEKA and most other Core Drills**. The bits can be extended by using extension bars. These are **not** for use on SDS or any other Drill types other than a Professional Diamond Core Drill with IP Rated Water Feed and Rotary action supported by a Slipped Clutch System for safety.

Some Hilti Drills require an Adaptor please see our Adaptors to allow use of our core bits and other core bits on this site under adaptors.

**\*Also Available in 1¼" UNC (F) Female Thread Fitting find on this site.**

**\*\*For a bespoke Diameter and Length- Longer or shorter please contact the AccurA Team as this is a special order or simply Extend the length by adjoining extension bars found on this site.**

Get in touch with a Member of the AccurA Team, who will be happy to give you expert advice on other options for core drill bits, by calling 01 6105055 or email [info@AccurA.ie](mailto:info@AccurA.ie)



## Core Drill Bits — *Dry Drill Bits*

### Dry Diamond Cores ½" BSP (F) 150mm Long

These cores are standard lengths 150mm but can be extended or shortened as per the requirement. Extension bars are also available in various lengths.

Tool fixture can either be 1¼" UNC (F) or ½" BSP (F) fitting. We have a full range of adaptors so our core bits can be compatible with your SDS Plus, SDS Max, Hex, Chuck, or Hilti Drill.



### Dry Diamond Cores ¼" UNC (F) 150mm Long

These cores are standard lengths 150mm but can be extended or shortened as per the requirement. Extension bars are also available in various lengths. Tool fixture can either be 1 ¼" UNC (F) or ½" BSP (F) fitting. We have a full range of adaptors so our core bits can be compatible with your SDS Plus, SDS Max, Hex, Chuck, or Hilti Drill.



### DDK5 5 PC Dry Diamond Kit – UK Sheffield Steel

**This is a Plumbers Favourite Value Set.** These cores are standard lengths 150mm. Extension bars are also available in various lengths, but one is supplied in this neat case. Tool fixture is ½" BSP (F) fitting. We have a full range of adaptors so our core bits can be compatible with your SDS Plus, SDS Max, Hex, Chuck, or Hilti Drill.

#### Diamond Kit Contains:

- 42 / 52 / 65 / 117 / 127mm Cores
- SDS Plus to 1/2" BSP Adaptor
- Hexagon to 1/2" BSP Adaptor
- 200mm 1/2" BSP extension
- 400mm masonry pilot drill
- 225mm A-Taper Guide Rod
- Extractor Drift Key



#### The ultimate in accuracy of cut and cleanliness of breakout

- Our Dry Diamond Core Drills offer a quick, clean, and economical way to drill soft abrasive materials such as standard facing bricks and concrete building blocks.
- Dust Relief Slots help the dust escape and not become trapped in between the barrel and material which will improve performance
- 130mm Throat is designed for deep core drilling, with the ability to core through a standard brick in one action – no need to stop and break out the core
- Designed with the optimum segment configuration as the segments sit in balance with the body and give relief internally and externally. This results in smoother and more accurate cutting and helps material core removal


**Dry diamond core drill bits for fittings of Tungsten and SDS refer to page 37**

# Surface Preparation Tools



# Diamond Grinding Cup Wheels and Pads

For the use in angle grinders and concrete grinders - Polycrystalline Diamond (PCD). A polycrystalline diamond (PCD) is a high-quality culling material and is used for the stone, wood, plastic and for non-ferrous machining. The PCD is made of different-sized diamond crystals by a sinter process. Thus, the PCD is extremely hard and wear resistant. It is ideal for removing coatings of all kinds.



## DH4107 Double Row Concrete/Abrasive –GTC Range

**Specifications:** High quality standard - very good price-/performance ratio. Double row segmented grinding cup for an excellent abrasion performance. **Applications:** concrete, granite, natural stone, marble, screed, general building material

Part No	Grinding Cup			Segment #
	Ø Cup mm	Ø Hole mm	Height mm	
DH4107.100	100	22.2	21.0	4,8 – 5,0
DH4107.115	115	22.2	21.0	4,8 – 5,0
DH4107.125	125	22.2	21.0	4,8 – 5,0
DH4107.175	175	22.2	30.0	4,8 – 5,0
DH4107.180	180	22.2	27.0	4,8 – 5,0



## DH4117 Tornado Concrete/Abrasive

**Specifications:** High quality standard - very good price-/performance ratio. Very good dust extraction due to specially horseshoe-shaped segments. **Applications:** concrete, granite, marble, screed, general building material

Part No	Grinding Cup			Segment #
	Ø Cup mm	Ø Hole mm	Height mm	
DH4117.125AB	125	22.2	21.0	4,8 – 5,0
DH4117.125C	125	22.2	21.0	4,8 – 5,0
DH4117.180AB	180	22.0	27.0	4,8 – 5,0
DH4117.180C	180	22.2	27.0	4,8 – 5,0



## DH4807 Turbo Concrete/Granite

**Specifications:** Very good performance even on hard material. Turbo segments for large-scale, rapid removal. Also, in grit size 120 and 200 available for fine grinding. **Applications:** concrete, cured concrete, granite, natural stone, marble, screed, general building material

Part No	Grinding Cup			Segment #
	Ø Cup mm	Ø Hole mm	Height mm	
DH4807.110	110	22.2	21.0	4,8 – 5,0



## DHT SDC 180 Turbo Swirl Cup

**Specifications:** These Turbo Swirl cups are excellent choice offering speedy grinding of concrete and light coatings, removing layers and imperfections very aggressively in preparation for applying coatings or floor coverings. Works very well with our dust shroud when fitted to an angle grinder.

Part No	Grinding Cup			Segment #
	Ø Cup mm	Ø Hole mm	Height mm	
DHT TSC 180.06.24	180	22 - 23	21.0	6mm x 24
DHT TSC 180.10.24	180	22 - 23	21.0	10mm x 24



## Diamond Grinding Cup Wheels and Pads

### DH4817 Turbo Concrete –TGC Range

**Specifications:** Turbo segments for large-scale, rapid removal. Cup Ø150 mm with hole Ø19 mm suitable for Hilti-machines.

**Applications:** concrete, granite, marble, Screed, general building material

Part No	Grinding Cup			Segment #
	Ø Cup mm	Ø Hole mm	Height mm	
DH4817.100C	100	22 - 23	21.0	4,8 – 5,0
DH4817.115C	115	22 - 23	21.0	4,8 – 5,0
DH4817.125C	125	-	21.0	4,8 – 5,0
DH4817.150.19C	150	-	21.0	4,8 – 5,0
DH4817.180C	180	-	27.0	-
Reception				
DH4817.100C-M14	100	M14	21.0	4,8 – 5,0
DH4817.125C-M14	125	M14	21.0	4,8 – 5,0



### DH4817 Turbo Beton

**Specifications:** The ideal tool for renovation and repairs. The small grinding head allows quick and accurate working also in small areas, for example the replacement of tiles etc. **Applications:** concrete, hard concrete, granite, natural stone marble, screed, building site material

Part No	Grinding Cup			Segment #
	Ø Cup mm	Reception	Height mm	
DH4817.055-M14	55	22 - 23	21.0	4,8 – 5,0
DH4817.075-M14	75	22 - 23	21.0	4,8 – 5,0



### DH4612 Fan Shape Concrete/Abrasive

**Specifications:** Large suction holes for a very good dust extraction. Universally applicable with a very good abrasion performance. Fan-shaped segments for a large-area processing. Cup Ø180 mm flat version for Flex- and Bosch-machines. Cup Ø150 mm with Ø19 mm hole suitable for Hilti-machines. **Applications:** concrete, cured concrete, granite, natural stone, marble, screed, general building material

Part No	Grinding Cup			Segment #
	Ø Cup mm	Ø Hole mm	Height mm	
DH4612.115	115	22.2	22.0	4,8 – 5,0
DH4612.125	125	22.2	22.0	4,8 – 5,0
DH4612.150.19	150	19.0	21.0	4,8 – 5,0
DH4612.180	180	22.2	30.0	4,8 – 5,0
DH4612.180 fla	180	22.2	23.0	4,8 – 5,0

C = for concrete



### DH4112 Fan Shape Concrete/Abrasive

**Specifications:** High quality standard with a very good price/performance ratio. Fan-shaped segments for a large-area processing and a good dust extraction. Cup Ø150mm with Ø19 mm hole suitable for Hilti-machines. Cup Ø175 mm suitable for Früh-machines. **Applications:** concrete, granite, marble, screed, general building material

Part No	Grinding Cup			Segment #
	Ø Cup mm	Ø Hole mm	Height mm	
DH4112.125	125	22.2	22.0	4,8 – 5,0
DH4112.150.19	150	19.0	21.0	4,8 – 5,0
DH4112.175*	175	22.2	30.0	4,8 – 5,0
DH4112.180	180	22.2	30.0	4,8 – 5,0

\* Golden Colour





## Diamond Grinding Cup Wheels and Pads

While these cup discs suit standard angle grinders, we also have other discs available for Hilti and Eibin Stock Grinders.

### DH4937 T-Shaped Concrete/ Coatings

**Specifications:** T-shape for quick and easy removal of coatings on concrete surfaces in one operation. Very big suction holes for a quick dust extraction. Cup Ø180mm Oat version for Flex-and Bosch-machines. Cup Ø150mm with Ø19 mm hole suitable for Hilti-machines.

**Applications:** concrete, screed, granite and remains of colour, epoxy and synthetic materials

Part No	Grinding Cup			Segment #
	Ø Cup mm	Ø Hole mm	Height mm	
DH4937.125	125	22.2	21.0	4,8 – 5,0
DH4937.150.19	150	19.0	21.0	4,8 – 5,0
DH4937.180	175	22.2	23.0	4,8 – 5,0



### DH4627 T-Shape Concrete/Abrasive

**Specifications:** T-shape for quick and easy removal of abrasive materials. Very big suction holes for a quick dust extraction. Cup Ø130 mm suitable for Festool / Protool diamond grinder RG/RGP 130. Available with a reduction ring 25,0 mm >22,2 mm.

**Applications:** green concrete, screed, tile adhesive, limestone, coatings

Part No	Grinding Cup			Segment #
	Ø Cup mm	Ø Hole mm	Height mm	
DH4627.130.25AB	130	25.2	22.5	6,6



### DH4917 CCW 100 for Makita-machines

**Specifications:** 5 mm segment width. Measurements suitable for MAKITA PC 1100.

**Applications:** concrete, granite, marble

Also available for Standard Angle Grinders

Part No	Grinding Cup			Segment #
	Ø Cup mm	Ø Hole mm	Height mm	
DHCCW.110.15C	110	15.00	210.00	4,8 – 5,0



Contact the AccurA Team for any queries on surface preparation machinery and tools by calling on 01 6105055 or email [info@AccurA.ie](mailto:info@AccurA.ie).

# Diamond Grinding Cup Wheels and Pads

## DH4007 PCD Fine Premium

**Specifications:** Primarily for the removal of thin coatings. Offset arranged segments, flat segment height 1,0 mm.

**Applications:** filler, coatings, sealants, paint coatings, adhesives, bitumen and epoxy

Part No	Grinding Cup			Segment #
	Ø Cup mm	Ø Hole mm	Height mm	
DH4007.125.09	125	22.2	21.0	9 PKD
DH4007.180.12	180	22.2	31.0	12 PKD
CA4007.180.24	180	22.2	18.0	24 PKD



## DH4008 PCD Pointed

**Specifications:** Versatile tool for removing coatings of different thickness. Pointed segment height 3,0 mm.

**Applications:** filler, coatings, sealants, paint coatings, adhesives, bitumen, epoxy and mastic asphalt

Part No	Grinding Cup			Segment #
	Ø Cup mm	Ø Hole mm	Height mm	
DH4008.125	125	22.2	21.5	6 PKD
DH4008.180	180	22.2	31.0	6 PKD



## DH4005 PCD extra high pointed

**Specifications:** PCD cup with extra high PCDs for fast removal of thick coatings. Segment height 4.5 mm. The sharp pointed PCD cutters rip open and remove the material very quickly.

**Applications:** filler, coatings, sealants, paint coatings, adhesives, bitumen and epoxy mastic asphalt, screed, and concrete

Part No	Grinding Cup			Segment #
	Ø Cup mm	Ø Hole mm	Height mm	
DH4005.125	125	22.2	21.5	6 PKD
DH4005.180	180	22.2	31.0	6 PKD



## Blue Stella

**Specifications:** Fast and free grinding. High efficiency for Dust Extraction

**Applications:** Coating, glue, blue, tile and epoxy

Part No	Grinding Cup		
	Ø Cup mm	Ø Hole mm	Height mm
HS4009 125 S	125	22.2	21.5
HS4009 150 S	150	22.2	21.5
HS4009 180 S	180	22.2	21.5



# Diamond Grinding Cup Wheels and Pads

## DH4006 PCD Circular Special Diameters

**Specifications:** Primarily used for removing heavy coatings. Outstanding removal performance. Half round segment height: 3.4-3.8 mm. Cup Ø130 mm suitable for Festool/Protool Diamond grinder RG/RGP 130 with reduction ring 25.0 > 22.2 mm. Ø150 mm with hole 19 mm suitable for Hilti-machines.

**Applications:** For removing filler, coatings, sealants, paint coatings, adhesives, bitumen, epoxy, and mastic asphalt

Part No	Grinding Cup			Segment #
	Ø Cup mm	Ø Hole mm	Height mm	
DH4006.130.6.25	130	22.2	22.0	6 PKD
DH4006.150.19	150	19	19.5	6 PKD



## DH4009 Vacuum Brazed Diamond Grinding Cup

**Specifications:** Special designed vacuum brazed grinding cup with a long tool life, for a very fast grinding progress and a score-free grinding result. Diamond 1.8 – 2.0 mm. Ø150 mm cup with hole 19 mm suitable for Hilti-machines.

**Applications:** Concrete, granite, glue and colour coatings

Part No	Grinding Cup		
	Ø Cup mm	Ø Hole mm	Height mm
DH4009.125	130	22.2	21.5
DH4009.150.19	150	19.0	24.0
DH4009.180	180	28.0	21.5

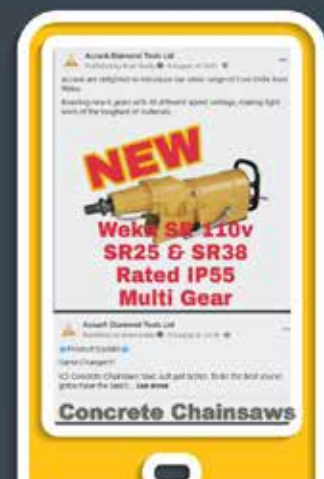


*Please take care when using the PCD-tools that no metal edges or any other metal objects hinder the working process which can also cause damage to the tools.*

Like and Follow AccurA  
LinkedIn, Facebook & Instagram



Don't miss out on special offers,  
product news or availability anymore



# Diamond Grinding Tools

For the use of floor grinding machines. Our grinding and polishing tools are made with high quality diamonds in a high concentration, providing benefits of

- An even and fine polished surface without scratches
- A very good tool life
- A high working speeds
- A reduced strain on your machinery

## DH8508 Diamond Grinding Shoes M8 – Connection

Specifications: 3 Hole bracket with M8 connection. 2 diamond segment 40x10x10mm.



Applications: green concrete, screed, abrasive materials

Part No.	Colour	Segment	Grit
DH8508.11.24	Green	Hard	40
DH8508.11.25	Green	Hard	80
DH8508.11.26	Green	Hard	150



Applications: hard concrete or screed

Part No.	Colour	Segment	Grit
DH8508.11.44	Red	Medium	40



Applications: Very hard concrete or screed

Part No.	Colour	Segment	Grit
DH8508.11.64	Blue	Soft	40

Grit 40 = for standard use, high diamond concentration, good performance – medium fine surface finish.

**Specifications:** Arrow-shaped segment for quick and easy removal of coatings on concrete surfaces in one operation. Segment height 10mm. **Applications:** hard concrete or screed, colour, epoxy and synthetic materials

Part No.	Colour	Segment	Grit	Rotation Direction
DH8508.13.44-R	Red	Medium	40	Clockwise
DH8508.13.44-L	Red	Medium	40	Anti-clockwise



## DH8508 PCD Grinding Shoes M8 – Connection

**Specifications:** 3-hole bracket with M8 Connection. 1 PCD-segment with a supporting segment

**Applications:** Adhesive, filler material, bitumen, sealants, paint coating, epoxy, resilient materials

Part No.	Colour	Segment	Rotation Direction
DH8508.61.01-R	Silver	PCD	Clockwise
DH8508.61.01-L	Silver	PCD	Anti-clockwise





# Diamond Grinding Tools

## DH8508 PCD-Split Grinding Shoes M8 – Connection

**Specifications:** 3-hole bracket with M8 Connection. 2 diamond PCD split segments. Very long lifetime due to PCD-split segment. **Applications:** Filler material, hard coatings

Part No.	Colour	Segment
DH8508.41.99	Silver	PCD-Split



## DH8506 Diamond Grinding Shoes M6 – Connection

**Specifications:** 3 Hole bracket with M6 connection  
**Applications:** green concrete, screed, abrasive materials

Part No.	Colour	Segment	Grit
DH8508.11.44	Red	Medium	40



**Applications:** Hard concrete or screed

Part No.	Colour	Segment	Grit
DH8506.11.41	Red	Medium	16
DH8506.11.42	Red	Medium	20
DH8506.11.43	Red	Medium	30
DH8506.11.44	Red	Medium	40
DH8506.11.45	Red	Medium	80
DH8506.11.46	Red	Medium	150



## DH8506 Diamond Grinding Shoes M6 – Connection

**Applications:** hard concrete or screed

Part No	Colour	Segment	Grit
DH8506.11.61	Blue	Soft	16
DH8506.11.62	Blue	Soft	20
DH8506.11.63	Blue	Soft	30
DH8506.11.64	Blue	Soft	40
DH8506.11.65	Blue	Soft	80
DH8506.11.66	Blue	Soft	150



*Grit 40 = for standard use, high diamond concentration, good performance – medium fine surface finish*

**Specifications:** Arrow-shaped segment for quick and easy removal of coatings on concrete surfaces in one operation. Segment height 10mm. **Applications:** Hard concrete or screed, colour epoxy and synthetic materials

Part No	Colour	Segment	Grit
DH8506.13.44-R	Red	Medium	40



## DH8506 PCD-Split Grinding Shoes M6 – Connection

**Specifications:** 3 Hole bracket with M6 connection, 2 PCD-segments with one circular supporting segment  
**Applications:** adhesive, filler material, bitumen, sealants, paint coating, epoxy resilient materials

Part No	Colour	PCD Segment	Supporting Segment	Rotation Direction
DH8506.62.02-R	Silver	2 x 1/2 PCD	Round	Clockwise
DH8506.62.02-L	Silver	2 x 1/2 PCD	Round	Anti-Clockwise
DH8506.73.02-R	Silver	2 x 1/2 PCD	Arrow	Arrow Clockwise

**Specifications** 2 diamond PCD split segments 40x10x10mm. Very long lifetime due to PCD split segment  
**Applications:** Filler material, hard coatings

Part No	Colour	Segment
DH8506.41.99	Silver	PCD-split



# Diamond Grinding Tools

## DH8515 Diamond grinding shoe for Schwaborn-floor grinding machine

**Specifications:** 2 diamond segments. Segment height 10mm

**Applications:** green concrete, screed, abrasive materials

Part No	Colour	Segment	Grit
DH8515.11.22	Red	Hard	20
DH8515.11.24	Red	Hard	40

**Applications:** hard concrete or screed

Part No	Colour	Segment	Grit
DH8515.11.44	Black	Medium	40

**Applications:** very hard concrete or screed

Part No	Colour	Segment	Grit
DH8515.11.61	Yellow	Soft	16
DH8515.11.62	Yellow	Soft	20
DH8515.11.64	Yellow	Soft	40

AB = for abrasive materials C = for concrete, granite FL=Flat



## DH8514 Diamond grinding shoe for Husqvarna -floor grinding machine

**Specifications** - 2 diamond segments 40x10x10 mm

**Applications:** green concrete, screed, abrasive materials

Part No	Colour	Segment	Grit
DH8514.11.24	Green	Hard	40

**Applications:** hard concrete or screed

Part No	Colour	Segment	Grit
DH8514.11.41	Red	Medium	16
DH8514.11.42	Red	Medium	20
DH8514.11.43	Red	Medium	30
DH8514.11.44	Red	Medium	40
DH8514.11.45	Red	Medium	80
DH8514.11.46	Red	Medium	150

**Applications:** Very hard concrete or screed

Part No	Colour	Segment	Grit
DH8514.11.64	Blue	Soft	40

**Specifications:** Arrow-shaped segment for quick and easy removal of coatings on concrete surfaces in one operation. Segment height 10mm

Part No	Colour	Segment	Grit
DH8514.13.44	Red	Medium	40

### Specifications

2 PCD-segments with one supporting segment. Applications: adhesive filler material, bitumen, sealants, paint coating, epoxy, resilient materials.

Part No	Colour	PCD-Segment	Direction of rotation
DH8514.71.02-R	Silver	PKD	Clockwise-Standard



# Diamond Grinding Tools

## DH8501 Diamond Grinding Plate Star

### Specifications

Star grinding disc Ø 250 mm. Very good dust extraction due to the star-form. Universal connection with 19 mm centre hole and M12 counter sunk screw. 20 diamond segments 40x10x10 mm

Part No	Colour	Segment	Material
DH8501.250.11.23	Blue	Hard	Green concrete, screed, abrasive material
DH8501.250.11.43	Green	Medium	Hard concrete or screed
DH8501.250.11.63	Red	Soft	Very hard concrete or screed
DH8501.250.11.73	Black	Extremely Soft	Extremely hard concrete or screed



### Specifications

Arrow-shaped segment for quick and easy removal of coatings on concrete surfaces in one operation. Segment height 8 mm. Clockwise rotation.



Part No	Colour	Segment	Material
DH8501.250.13.43	Red	Medium	Hard concrete, screed, colour epoxy and synthetic materials

### Specifications

PCD circular segments with supporting segments for the removal of thermoplastic coatings. Clockwise rotation.

**Applications:** adhesive, filler material, bitumen, sealants, paint coatings, epoxy, resilient materials.

Part No	Colour	Segment
DH8501.250.75.010.R	Silver	10 PCD with 10 supporting segments



**Applications:** very aggressive for removal of extra thickness, removal of coating residue and removal of asbestos.

Part No	Colour	Segment
CA PCS S6 250	Silver	06 PCD with L shaped segments

## EN DP 250 Diamond Grinding Plates

**Specifications:** Grinding disc Ø 250mm. Universal connection with 19mm centre hole and M12 counter sunk screw 20 diamond segments 40x10x10mm.

Part No	Colour	Segment	Material
EN DP 250 16 HB	Black	Hard	Green concrete screed, abrasive material
EN DP 250 16 MB	Blue	Medium	Hard concrete or screed
EN DP 250 16 SB	Silver	Soft	Very hard concrete or screed



# Diamond Polishing and Pads

## DH24007 Diamond-Polishing Pads Dry

**Specifications:** High quality polishing pads for dry applications. Pads for M14-backup pad with a Velcro-fastener. Sets available – consisting of 8 pieces from K50 up to BUFF. **Note:** Please order the rubber-back up pad separately.

**Applications:** marble, granite, natural stone.



Part No	Grinding Cup		
	Ø Cup mm	Ø Hole mm	Grit
DH24007.100.0050	100	20.0	50
DH24007.100.0100	100	20.0	100
DH24007.100.0200	100	20.0	200
DH24007.100.0400	100	20.0	400
DH24007.100.0800	100	20.0	800
DH24007.100.1500	100	20.0	1500
DH24007.100.3000	100	20.0	3000
DH24007.100.BUFF	100	20.0	BUFF
DH24007.100.SATZ/SET	100	20.0	SET

## DH23007 Wet Diamond-Polishing Pads

**Specifications:** High quality polishing pads for wet applications. Polishing pads for a use on a M14-backup pad with a Velcro - fastener. Sets available - consisting of 8 pieces from K50 up lo BUFF. **Note:** Please order the rubber-backup pad separately.

**Applications:** Marble, Granite, Natural Slate

Part No	Ø mm	Ø Hole mm	Grit
DH23007.100.0050	100	20.0	50
DH23007.100.0100	100	20.0	100
DH23007.100.0200	100	20.0	200
DH23007.100.0400	100	20.0	400
DH23007.100.0800	100	20.0	800
DH23007.100.1500	100	20.0	1500
DH23007.100.3000	100	20.0	3000
DH23007.100.BUFF	100	20.0	BUFF
DH23007.100.SATZ/SET	100	20.0	SET



## EN EXP Copper Bond Polishing Pads

**Specifications:** The high-quality DS XP concrete copper pads are perfect for smoothing and polishing concrete. The aggressive copper bond is notably more resistant to the abrasion of cement. Traditional soft resin pads designed for polishing granite and marble can disintegrate when used on materials with higher levels of abrasion. Commonly available in 100mm and 125mm. **Applications:** marble, granite, natural stone



Part No	Cup mm	Height mm
EN EXP 100.30	100	30
EN EXP 100.50	100	100
EN EXP 100.100	100	200
EN EXP 100.200	100	400

Part No	Cup mm	Height mm
EN EXP 125.30	125	30
EN EXP 125.50	125	100
EN EXP 125.100	125	200
EN EXP 125.200	125	400



# Diamond Polishing and Pads

## DH26007 Diamond Floor Grinding Pads

**Specifications:** Pads for dry polishing of concrete and terrazzo. High quality diamonds ensure a fast-working speed and a very good tool life. For a smooth surface with a high glossy effect and an excellent clarity of the surface. No staining of the pads on the surface. Especially recommended for light Coloured and white floors. Also, for the use in heavy machines. Resin bond pads with 12 mm segment height. With Velcro-fastener and Colour code for the grade of the grit. **Applications:** marble, granite, natural stone

Part No	Cup mm	Height mm
DH26007.080.050	80	50
DH26007.080.100	80	100
DH26007.080.200	80	200
DH26007.080.400	80	400



## DH26008 Diamond Floor Polishing Pads Marble Wet

**Specifications:** For wet polishing of marble. High quality diamonds ensure a fast-working speed and a very good tool life. For a smooth surface with a high glossy effect and an excellent clarity of the surface. No staining of the pads on the surface. Especially recommended for light Coloured and white floors. Resin bond with 5 mm segment height. With Velcro-fastener and Colour coding for the grit size. **Applications:** concrete, terrazzo, cement floors

Part No	Cup mm	Height mm
DH26008.080.050	80	50
DH26008.080.100	80	100
DH26008.080.200	80	200
DH26008.080.400	80	400



## DH25007.90.55 Dia - Hand pads

**Specifications:** Flexible hand pads for manual adjustments. For grinding and polishing surfaces and/or for adjusting cutting edges. High removal rate in dry and wet use. Electroplated pads, size 90 x 55 mm.

**Applications Examples:** Grit 50 - coarse grinding for deburring sharp edges | Grit 100 - for removing fine chipping | Grit 200 and finer - for polishing and cleaning applications. **Applications:** granite, natural stone, marble, hard porcelain stoneware, tiles, ceramics, and glass

Part No	Grit	Colour
DH25007.90.55.0050	50	Green
DH25007.90.55.0100	100	Black
DH25007.90.55.0200	200	Red
DH25007.90.55.0400	400	Yellow
DH25007.90.55.0600	600	White
DH25007.90.55.0800	800	Blue



We also have a compressive selection of polishing pads for many applications. Please contact a member of the Accura team for more information on 01 610 5055 or email [info@accura.ie](mailto:info@accura.ie)



Full range of  
**Surface  
Preparation  
Machinery**

Instore  
&  
Online  
[Accura.ie](http://Accura.ie)







# Stone Tools

Full Range of Stone Tools Available  
Online and In-Store

CNC Bowl Processing - Cutting - Grinding - Polishing


Hand Power Tools - Polishing

Drilling and Cutting

CNC - Speciality Tools

CNC - Profiling

CNC Drainboard - Calibrating - Top Processing - Fluting  
and more



# Masonry Tools





## Masonry Tools

AccurA Diamond Tools stocks a full range of SDS chisels and drill bits instore and online. As part of our quality promise AccurA has undertaken the task to source the best SDS Plus and SDS Max drill bits from UK manufacturer under the name of “Armeg” and from Germany manufacturers under the name of “Keil”.

There are numerous options available ranging from 5mm to 85mm, so please contact the AccurA team. Please contact our team on 01 6105055 or email [info@accura.ie](mailto:info@accura.ie) to discuss the options available to best meet your requirements.

**Did You Know?** SDS = Slotted Drive System – Invented by Bosch 1975. There are two standard sizes of SDS: SDS-Plus or SDS+, and SDS-Max.

**SDS – Plus** is the most common by count of tools manufactured, with masonry drills from 4mm diameter to 30mm diameter ordinarily available. The shortest SDS – Plus masonry drill bits are about 110mm overall length, and the longest is 1500mm.

**SDS – Max** is more common for larger Rotary Hammers and Demolition Hammers, and common sizes start at 13mm diameter up to 44mm diameter. Standard lengths are 300 to 530mm.

**All our chisels fit mainstream professional power tool brands and most own brand DIY market tool makes.**



Ø 10mm



Ø 18mm

### SDS Max Drill Bits X Form SDS Max (4 Point Cutter) 8mm – 50mm D 8mm - 20 mm with the Turbohead Xpro solid carbide head

**Applications:** Concrete Block, Clay and Refractory Brick, All Masonry and Stone types including Granites, Shutter Concrete, Precast Concrete and Reinforced Concrete

The symmetric Xform of the 4-cutter drills provides exact and accurate holes and protects the drill bit of damage when it hits armouring iron. Its head construction minimises the friction in the drilling hole.

- W2 helix with asymmetrical, shovel-shaped entry grooves and large-volume double hauling flutes
- 4-cutting edges with one main and two strengthened secondary cutters
- Symmetric head shape
- Robust and compact drill head
- Additional drilling dust channel



### SDS (Plus) MS5 Turbohead Xpro 4 Cutter Cross X Head Design 5mm – 20mm D

#### SDS Plus Drill Bits Cross Head. (SDS Plus 10mm Shaft Diameter)

Innovative X-head design with 4 cutting edges for fast and professional work. The reinforced steel resistant hammer drill bit guarantees a high drilling speed as well as low abrasion. The special head-geometry allows optimum pilot drilling and a fast removal of drilling dust as well as remarkably less friction in the drilling hole which results in less development of heat and a low power input for the machine.



## Masonry Tools

### Armeg SDS Max Drill Bits Cross Head. (SDS Max 18mm Shaft Diameter)

**SDS-max** is more common for larger Rotary Hammers and Demolition Hammers, and common sizes start at 13 mm diameter up to 44 mm diameter. Standard lengths are 300 to 530 mm



**Applications:** Concrete Block, Clay and Refractory Brick, All Masonry and Stone types including Granites, Shutter Concrete, Precast Concrete and Reinforced Concrete

**Armeg SDS- max are ideal when drilling holes for:**

- Fixings holes and anchors
- Through holes for cables & wires
- Through holes for pipes
- Pilot holes for pipes
- Pilot holes for coring
- Property maintenance



**Sizes** from 16.0 x 390mm to 40.0 x 570mm (D x L mm). Longer lengths up to 1500mm can be supplied on request.

### Armeg SDS Plus Drill Bits Cross Head. (SDS Plus 10mm Shaft Diameter)

**SDS-plus** is the most common by count of tools manufactured, with masonry drills from 4 mm diameter to 30 mm diameter ordinarily available. The shortest SDS-plus masonry drill bits are about 110 mm overall length, and the longest 1500 mm.

**Applications:** Concrete Block, Clay and Refractory Brick, All Masonry and Stone types including Granite, Shutter Concrete, Precast Concrete and Reinforced Concrete

**Armeg SDS- plus are ideal when drilling holes for:**

- Fixings holes and anchors
- Through holes for cables & wires
- Through holes for pipes
- Pilot holes for pipes
- Pilot holes for coring
- Property maintenance



**Sizes** from 5.5 x 110mm to 28.0 x 450mm (D x L mm) Longer lengths up to 1500mm can be supplied on request.

Contact the AccurA Team for any queries on masonry tools by calling on 01 6105055 or email [info@AccurA.ie](mailto:info@AccurA.ie).

# Masonry Tools

## TC Drilling Solutions Brick, Block & Soft / Medium Concrete Poured Walls - Complete Bit with Shaft and Pilot/Centre Bit

Favoured by Plumbing and Bathroom Renovation Companies. Perfect for durability & reliability in the toughest concrete and masonry materials.

TC Core Drilling can be a cost-effective means of drilling through softer material where finish isn't as fussy. These are used Rotary Hammer on an SDS Max Powered Drill. Complete with Fused SDS MAX 400mm Long shaft and pilot/centre bit.

### Sizes:

BTB 055x400 | BTB 065x400 | TCC 115x400 | TCC 125x400 | TCC 150x400



### TC Drilling Solutions features and benefits:

- Tapered drive design system provides an easy connection system to adaptors, extensions, and pilots. Supports the ability to switch machines, core diameters, lengths etc to exactly match user requirements
- Scrolled flute rapidly removes trapped spoil allowing the core to consistently drill fresh material for faster speeds and extended life. Reduces the need to regularly remove the drill whilst drilling
- 4mm thick heavy-duty wall manufactured from solid steel stock which provides the perfect balance between durability and speed
- Chisel action tungsten carbide teeth are designed to rapidly progress through the toughest masonry materials
- Purpose designed solid flat tooth angle allows the teeth to rapidly rip away masonry for fast drilling speeds

Professional Heavy-Duty Cores can be used for the following applications:

- Heavy duty concrete | General concrete | Hard bricks | Soft bricks | Lightweight blocks | Natural stone | Constructional granite | Limestone

**Tungsten Carbide Core Bits (TC)** does not possess the hardness of diamond and as such has a limited range of application.

**TC core bits are more traditional way core drilling has been carried out by Plumbers and Bathroom Renovation Companies due to drill choice for several applications in one.**



**MADE IN GERMANY AND UK USING FORGED STEEL TECHNOLOGY**

# Masonry Tools

## SDS KTPC RS-SDS Chisels Self Sharpening, Flat, Spade and Scraping

Innovative geometries which make it easy to penetrate the material to be removed. Point chisels with twisted profile. Shot peened and hardened high quality and wear resistant tools.

## DHMR Motor Raking Blade

DH MR Mortar Raking Blade for the cutting of joints in bricks and mortar in different widths. Specialised Angle Grinder Blade.



## SDS Plus Mortar Rake Chisel

SDS Plus G175B4MRC6 Mortar Rake Chisel - Width 30/6mm - Length 185mm  
*All our Chisels fit mainstream professional power tool brands and most own brand DIY market tools.*



## MRF TC M14 – Mortar Raking Finger – Tungsten Carbide M14 Fitting

Tungsten Carbide Coated Mortar Raking Finger Bits For use on a grinder or Drill, with adapter, Ideal for accurately raking out perpendicular mortar uprights, avoiding overcut associated with circular blades, 40mm effective depth but longer 100mm for use around drainpipes and full brick removal.



## SDS Plus Brick Remover Chisel G230B4BC

Width 30/6mm - Length 220mm. Hammers out the mortar around individual bricks or blocks to allow brick removal. Ideal for applications such as installing brick lights, air bricks, replacing damaged brickwork and cavity access etc. Carbide tipped for extended life 6mm wide cutting edge. Minimises chance of brick damage.



## SDS Plus 80mm Tile Removing Chisel 185mm Long

Ideal for rapidly removing tiles and plaster. The cranked shaft chisel is purpose designed to allow a rapid tile lifting action without 'dragging' the machine along the floor. User comfort is enhanced and avoids hours of labour-intensive manual chiselling to remove tiles and plaster. Designed for use in SDS Plus machines with roto-stop facility



## SDS Plus Chisel Point / Flat / Scaling 250mm

SDS Plus Point Chisel G250B4P - Length 250 mm  
SDS Plus Flat Chisel G250B4SC - Width 20 mm / Length 250 mm  
SDS Plus Scaling Chisel G250B4SC - Width 40 mm / Length 250 mm  
Ideal for general masonry removal work. An everyday essential chisel, perfect for transmitting the hammer blow of SDS Plus machines.



## SDS KTPC RS – SDS Twisted Point Chisel RS

Keil, SDS Twisted Point Chisel, Resharpening. Innovative geometries which make it easy to penetrate the material to be removed. Point chisels with twisted profile. Shot peened and hardened high quality and wear resistant tools.





## Masonry Tools

### SDS Max Brick Remover Chisel 280mm Length

G280MXBC SDS Max Brick Remover Width 30/4.5 mm / Length 280 mm  
Designed from Carbide Tipped Steel for rapid **removal** of complete **bricks**, enabling insertion of vents and cavity access. Features a 6mm wide cutting edge.

- Hammers out the mortar around individual bricks or blocks to allow brick removal. Ideal for applications such as installing brick lights, air bricks, replacing damaged brickwork and cavity access etc. Minimises chance of brick damage. 6mm wide cutting edge.



### SDS Plus Scrutch Comb Chisel Width 25/40mm x 200mm Long

- SDS Plus Scutch Comb G150B4SCH25 - Width 25 mm / Length 200 mm
- SDS Plus Comb 5 Pack SCCO25/5 - Width 25 mm
- SDS Plus Scutch Comb G150B4SCH40 - Width 40 mm / Length 200 mm
- SDS Plus Comb 5 Pack SCCO40/5 - Width 40 mm

The SDS Plus Scutch Comb Chisel is the perfect choice for general electricians' preparation work in masonry. The hammer action chisel is purpose designed for masonry dressing, levelling uneven masonry surfaces and forming channels / back box holes... 40mm wide and 25mm wide versions available.



### SDS Plus Carbide Tip Chisel G30B4CCCT 35 / 55 mm x 150 mm Long

SDS Plus Carbide Tip Chisel G30B4CCCT - Width 30 mm / Length 150 mm  
Quality forgings and precision machining combine to provide durable SDS Max Chisels with proven performance standards. Our chisels can be used in most masonry materials and are ideal for many applications including demolition, breakthrough work and stripping plaster.



### SDS Plus Wide Chisel EBS.BSC.HM – Width 80mm / Length 250 mm

SDS Plus Wide Chisel EBS.BSC.HM - Width 80 mm / Length 250 mm  
*All our Chisels fit mainstream professional power tool brands and most own brand DIY market tools.*



### SDS Max Point Flat Chisel Length 360mm and 500mm

G360MXC SDS Max Flat Chisel Width 25mm / Length 360mm  
G500MXC SDS Max Flat Chisel Width 25mm / Length 500mm  
Our chisels can be used in most masonry materials and are ideal for many applications including demolition, breakthrough work and stripping plaster.



### SDS Max Point Chisel Length 360mm and 500mm G500MXP

Ideal for general chiselling work for use on a wide range of masonry materials  
**Applications:** Heavy duty concrete, General concrete, Hard bricks, soft bricks, Lightweight blocks, Natural stone, Constructional granite, Limestone, Mortar



### SDS Max Wide Chisel Length 300 / 400 mm and Wide 50 / 80 mm

G50MXSC SDS Max Wide Chisel Width 50mm / Length 400mm  
G80MXSC SDS Max Wide Chisel Width 80mm / Length 300mm



## Arbortech All Saw AS175 – Multi Cutting Saw

Engineered to significantly improve safety and efficiency when cutting brick walls, mortar and more.

Cut square, cut deep, and cut with precision. The All Saw AS175 is ideal for Trade Professionals and DIY Enthusiasts, there is several specialised blade options for specialised trade applications.

- Cuts square openings directly into flush walls without over-cutting in the corners leaving surrounding brickwork untouched
- Provides superior operator safety thanks to the patented inherently safe All Saw cutting Action
- The unique cutting action creates very little fly dust protecting the user and creating a cleaner work environment
- The forward-facing blades allow clear visibility when cutting making the AS175 the ideal tool whenever accuracy and precision is required
- The only small handheld saw able to cut to a depth 120mm efficiently and safely

<p><b>Cut Dry - Cut Clean</b> For the first time you can cut dry and cut clean at the same time. Inside jobs are now possible without the usual painstaking clean up time.</p>	<p><b>Performance</b> Powerful, heavy duty <b>1250-Watt motor</b>. Long lasting motor life even in the toughest working environments. All AllSaw compatible blades have high quality <b>Tungsten Carbide teeth</b> that are also <b>resharpenable</b>.</p>
<p><b>Safety</b> The clever <b>ergonomic design</b> improves <b>balance and control</b>, whilst preventing dangerous and deadly kickbacks. The unique patent cutting technology produces little airborne dust which creates a <b>safer environment</b> for the operator and bystanders. The engineered design allows the operator <b>clear visibility when cutting</b>.</p>	<p><b>Versatility</b> With several specialised Allsaw AS175 compatible blades available, including Wood Blades, Heritage Blades, Switchbox Blades, Headjoint Blades and more. <b>We have the blade for the job.</b></p>

**AR BL170GHP** - General cutting of bricks and mortar or general masonry cutting. The unique cutting action creates very little fly dust protecting the user and creating a cleaner work environment. High precision cutting of square holes without overcutting the corners.

**AR BL170PHP** - Used for square and deep precision cuts into masonry walls without overcutting. Ideal for single brick removal, installation of electrical boxes, vents, etc. High precision cutting of square holes without overcutting the corners.

**AR BL170THP** - Tuck Point Blades are designed for removing and raking out mortar between bricks in restoration work. The maximum cutting depth for the Tuck Point blades is 35mm with a width of 7.2mm.

**AR BL170HN** -Suitable for use on narrow re-pointing projects especially in Heritage, Period, Historic and Listed properties. Low dust, accurate cutting and approved by Heritage.

**AR BL170CR-0.5** - Caulk Removing Blade set 12.5mm  
The unique cutting action cuts either side of industrial caulking in one rapid motion, thus saving time and money. Incredibly fast cutting action compared to other methods of caulking removal. Cuts both left and right side of caulking while simultaneously removing cut caulk.



## WHAT OUR CUSTOMERS SAY

*"Excellent service, excellent products, great prices - Your one-stop shop for construction, landscaping, plumbing, surface prep, and stone tools." (GPMD Contracts)*

*"Very professional lads, very helpful with the purchase of professional wet saw and extra accessories I ordered highly recommended to others." (Oakleaf Landscapes)*

*"Expert advice on all your concrete cutting and grinding, with the tools and accessories to back it up.." (M. Sinnott)*

*"I much appreciate the excellent product and professional service shown by this company. I will be very happy to deal with them again." (J. Duffy)*

*"If you want to cut something, drill something or grind something these are the guy to talk to. Great lads and the product knowledge is top class.." (D O'Brien)*

*"Went to 5 different places, called 10+, no one could help, eventually got number for Accura and got angle grinder porcelain blade I was looking for plus instruction how to use it on porcelain 20mm tiles. Great guy. Would recommend it to anyone." (C.Mcqueen)*



Source: Google Reviews



# Specialist Tooling





## Specialist Tooling

### ACC PCD CBS – 115mm – 190mm PCD Fibre Composite Circular Saw Blade

PCD CSB is a saw blade with solid Polycrystalline Diamond (PCD) teeth that cut effortlessly through cement fibre boards and many other difficult to cut composite panels. They are designed to be used on woodworking machines, such as cordless trim saws, corded circular saws, mitre saws and table saws. Applications: Cement Fibre Board, Composite Cladding and Panels, Laminated Products. Cement Bonded and Gypsum Bonded Chipboard and Fibre Board. Available in the following Diameters



- D115mm x T1.6mm x H22.23mm - 4 x PCD Teeth
- D150mm x T2.3mm x H20mm - 6 x PCD Teeth
- D190mm x T2.3mm x H30mm - 6 x PCD Teeth

### Joint Grooving Chamfering Blades / Looping Diamond Blades 300mm – 600mm

- (A) Joint Grooving Blade JGB (300mm-400mm)
- (B) Joint Looping Blades JLP (300mm-600mm)

Grooving and Joint Looping Blades are designed for Fresh concrete and established concrete applications for repairing older floor joints which may have become damaged over time. These blades are bespoke to application.



**(A) Joint Grooving Blades** for use in concrete normally after looping to soften edges in Warehouse or Public Environments. We have a large range of segment thickness from 6mm up to 15mm and are available in Diameters from 300mm up to 400mm. We can also supply for Asphalt. Only for use in Road Saws / Floor Saws with a minimum of 15HP (POA)

**(B) Joint Looping Blades** are available for both Asphalt and Concrete with a large range of segment thickness from 6mm up to 20mm and are available in Diameters from 300mm up to 600mm. Widely used by the Telecommunications Sector for safe protection of underground cables such as Traffic lights. These can be adapted for Handheld Petrol Saws but recommend using a cart –support trolley if doing so, for optimum result best to use a Road Saw / Floor Saw 15 HP upwards. (POA)



### (A) Joint Grooving Blade JGB (300mm-400mm) / (B) Joint Looping Blades JLP (300mm-600mm)

Grooving and Joint Looping Blades are designed for Fresh concrete and established concrete applications for repairing older floor joints which may have become damaged over time. These blades are bespoke to application.

Due to applications varying we ask you to contact us with your project and we can quote you for your specific task.

- (A) Joint Grooving Blades** for use in concrete normally after looping to soften edges in Warehouse or Public Environments. We have a large range of segment thickness from 6mm up to 15mm and are available in Diameters from 300mm up to 400mm. We can also supply for Asphalt. Only for use in Road Saws / Floor Saws with a minimum of 15HP (POA)



- (B) Joint Looping Blades** are available for both Asphalt and Concrete with a large range of segment thickness from 6mm up to 20mm and are available in Diameters from 300mm up to 600mm. Widely used by the Telecommunications Sector for safe protection of underground cables such as Traffic lights. These can be adapted for Handheld Petrol Saws but recommend using a cart –support trolley if doing so, for optimum result best to use a Road Saw / Floor Saw 15 HP upwards. (POA)




## AccurA Diamond Tools Bespoke Diamond Tool Design Specialists

With access to multiple trusted Diamond Tool Partners worldwide, we view our bespoke tool design service to be one of our Greatest attributes and welcome new enquiries on tool design.

We have demonstrated our expertise on numerous key projects to our customers, we can deliver a bespoke tools solution to an otherwise seen impossible challenge. We have gained this knowledge and experience from working closely with our customers and suppliers, giving AccurA unparalleled integrity, trust, and reputation in this specialist area.



Due to the extensive variants and contrasts in applications for diamond tools, it is not surprising that specialist tools are a core part of our business. Some of the specialist tooling we provide, and design, may just require slight modification to an already available tool.



We are regularly developing new and innovative products for customers in various industries and see an increase in customers who are becoming a bit more creative with diamond tooling, looking to achieve something new and exclusive which has never been done before.



*If you would like to discuss further, please do contact a member of our Team of Experts at AccurA +353 (0)1 610 5055 or [info@AccurA.ie](mailto:info@AccurA.ie)*

# Norton CLIPPER

## Road Saw CS451



# Core Drilling Machinery





### AGP DM5 2 Speed Wet/Dry Drilling Motor

A light, compact and high efficiency 2-speed, 1800 W coring motor for convenient wet/dry drilling up to 132 mm.

- High efficiency motor with overload and thermal protection
- 2 speed gear box with mechanical clutch
- Spirit Level for precise set-up
- Side Handle In-line with spindle axis for precise control



### AGP DMC 6P 3 Speed Wet/Dry Convertible Drill

Wet drilling with water feed or dry drilling with through-the-spindle dust extraction. The three-speed oil bath gear box, with mechanical clutch and integrated water feed system allows quick, tool-free conversion between wet and dry drilling.

- Power 2000W - Voltage 110v
- Capacity Wet 162mm
- Capacity Dry 182mm
- Dimensions (LxWxH) 437 x 115 x 289mm



### AGP Rig Mounted Core Drill DM 12 110v

DM12 is a premium line of diamond core drilling machine. Continuous Use. The powerful single-phase motor has extreme durability and super efficiency. Advanced Motor Control & Protection with aluminium materials. Two In One Spindle & Anti-Seize Ring. Built-In Horizontal and Vertical Level. Maximum Safety Standard PRCD / GFCI interrupter is included

- No Load Speeds Min-1 350 / 600 / 1000
- Rated Load Speeds Min-1 220 / 370 / 620
- Drilling Capacity 350 mm (14")
- Protection Class: Class I With PRCD / GFCI



## Core Drills

### EKA DK09 Diamond Core Drilling Machine

Weka DK09 Wet & Dry 1800 Watt 5.2kg

- Rig Operated 30-150mm
- Handheld Concrete 30-80mm
- Handheld Masonry 30-200mm



### WEKA DK16 Diamond Core Drilling Machine

Weka DK16 WET ONLY 2000 Watt 5.9kg

- Rig Operated 06-200mm
- Handheld Concrete 06-150mm
- Handheld Masonry 06-200mm



### WEKA DK17 Diamond Core Drilling Machine

Weka DK17 Wet & Dry 2000 Watt 6.3kg

- Rig Operated 06-200mm
- Handheld Concrete 06-150mm
- Handheld Masonry 06-200mm



### WEKA DK26 Diamond Core Drilling Machine

Powerful core drilling machine with 2600W, robust design thanks to solid metal housing, 3-speed gearbox with oil bath lubrication, overload clutch and oil pump, motor protection and soft start by Intellitronic.

- Drilling range: 40-250 mm
- Nominal power: 2600 W
- Speeds: 3



### WEKA DK32 Diamond Core Drilling Machine

The Weka DK32 Diamond Core Drill – 110v Electric is a powerful diamond core drilling machine with 2300 watts of power.

- Drilling range: 55-350 mm
- Nominal power: 3200 W
- Speeds: 3



### WEKA DK34 Diamond Core Drilling Machine

Powerful core drilling machine with 32000W, robust design thanks to solid metal housing, 3-speed gearbox with oil bath lubrication, overload clutch and oil pump, motor protection and soft start by Intellitronic.

- Drilling range: 55-350 mm
- Nominal power: 2600 W
- Speeds: 3



### WEKA SR25 Mammut Core Drilling Machine

Extremely powerful, water-cooled SR motor with 3700W, robust design thanks to solid metal housing, compact dimensions, gearbox with oil bath lubrication, overload clutch and oil pump.

- Drilling range: 80-370 mm
- Nominal power: 3700 W
- Speeds: 6



### WEKA SR38 Mammut (S) Core Drilling Machine

Extremely powerful, water-cooled SR motor with 3700W, robust design thanks to solid metal housing, compact dimensions, gearbox with oil bath lubrication, overload clutch and oil pump, very wide drilling range.

- Drilling range: 40-400 mm
- Nominal power: 3700 W
- Speeds: 18



### WEKA DK42 Diamond Core Drilling Machine

Extremely powerful, water-cooled three-phase AC motor, stable design thanks to full metal housing, 3-speed gearbox with oil bath lubrication, overload clutch and oil pump.

- Drilling range: 70-400 mm
- Nominal power: 3900 W
- Speeds: 3



### WEKA DK52 Diamond Core Drilling Machine

Extremely powerful, water-cooled three-phase AC motor, stable design thanks to full metal housing, 3-speed gearbox with oil bath lubrication, overload clutch and oil pump.

- Drilling range: 110-500 mm
- Nominal power: 5200 W
- Speeds: 3



### HYCON Handheld Hydraulic Core Drills HCD 25-100 / HCD50-200 25mm – 350mm

The HYCON handheld hydraulic core drills can be used both in standard rigs and as handheld tool, which adds significant flexibility to the product. The performance of the core drill allows for drilling of holes up to  $\varnothing 350$  mm in all materials - also with reinforcement. Therefore, investing in ONE of the HYCON core drills will give you the opportunity to do many kinds of jobs.



All parts run in oil - a guarantee for long life and low service costs. The tool is unaffected by water, dust, etc.

The core drill comes with a built-in hydraulic torque limiter, which assures max torque and no kickback if the core drill jams. However, in case of jamming, always loosen the core bit from the material before you start drilling again.

#### Additional features:

- Safe handheld drilling in reinforced concrete and asphalt up to  $\varnothing 350$ mm diameter in confined spaces - for ventilation, heating, gas piping and other applications.
- Handheld drilling - no rig required.
- Low weight - direct hydraulic drive.
- Standard 1/2" BSP and 1-1/4" UNC core bits, dry and/or wet drilling - optimum flexibility.
- Safety - automatic stop if the core bit jams.
- Variable rotation speed - ensuring safe start and stop.
- 100% hydraulic with no electric hazard in wet working conditions - even under water.
- All parts run in oil - insuring parts long lifetime.

**Use without a Power Pack it can be powered by Hoses from an Excavator, Skid Steer or JCB and other plant with ample hydraulic flow. Please see below or search on this ecommerce site.**



## Core Drill Stands

### AGP AS200 Drill Stand

A versatile drill stands for hand-held drilling motors. Drilling capacity up to  $\varnothing 202$  mm, with a full selection of optional accessories

- Quick-release clamp bracket
- Precision roller guidance with fine adjustment
- Tilt capability with scale
- Use fixing kit for fixing the drill stand with a drop-in anchor or use vacuum pump and vacuum base for fixing drill stand without anchor\*.



### RPST 250 / 2 in 1 Core Drill Rig for Handheld Motors and Medium to Large Motors

Dual Use- For Handheld / Fixed Motor. Very Popular Core Drill stand with great value and flexibility for the contractor who has two drill types. Separate drill stands can take up vital van space not to mention the additional costs. Choice of two Drill Type options in one please select carefully and add accordingly, Tailor the rig to suit your individual needs

- A. Quick-release clamp bracket 60mm for Handheld Drill Motor
- B. Rig Mount Motor Fixing Plate medium to large Drill motors
- C. Additional Option Wheel Kit
- D. Vacuum Kit-Smooth Walls & Floors

Spirit Levels / Tilt capability with scale. Can be used with Vacuum Base/ Wheel kit as Optional Extras.

Max Capacity 250mm +100mm Spacer (Extra)

Weight 10.5kg

Dimensions L380 x W260 x H900mm



### ADMR 125- Mini Diamond Drill Rig/Stand 60mm Drill Collar Fit

The **ADMR 125** drilling rig is the most simple, functional mini rig in the market. With the smallest footprint base available, this rig is perfect for drilling in the most confined and tightest of spaces. This is a strong, up, and down rig that is moved around at ease



## Core Drill Stands

### FLEIKA Profession Core Rig KF 160

Quick-release clamp bracket 60mm  
Precision roller guidance with fine adjustment  
Spirit Levels / Tilt capability with scale  
Max Capacity:  
160mm  
Weight: 11.5kg  
Dimensions: L250 x W160 x H800mm



### DIACOM Profi Mini Handheld Core Drill Stand DC160

The Profi Midi Drill Rig is the rig of choice for professional diamond drillers. Constructed with the very best materials and designed by the Professional Drilling Organisation, this rig offers everything a pro driller requires for fast, efficient drilling. Complete precise and stable drilling with cores up to 200mm diameter at a depth of approximately up to 730mm, there's very little work this drill rig cannot do. The drill rig is light with an option of a bolted or vacuum plate, you have full control of how and where you use this rig, and the vacuum seal provides ZERO surface damage for those newly constructed materials.

Features:

- Light yet highly durable.
- Aluminium column protected with steel strips and extra strong 60mm collar.
- Easy disassembly with just a few tools.
- Precise roller guides for drilling as accurately



### ALDS 390L- AL Drill Stand

Light, easy to handle, robust and very stable. Thanks to the light aluminium construction (with extra steel gear bar mounted) they are easy to transport and give high working comfort. With our core drill rigs you are very well equipped. The machine fixing, and machine handle is suitable for almost every European standardised machine. Quick change machine mounting and release system. Precision roller guidance with fine adjustment

- Spirit Levels / Tilt capability with scale
- Can be fixed with Vacuum Base
- Max Capacity 350mm + Spacer Block 500mm
- Weight 15.6kg
- Dimensions L280 x W185 x H1000mm
- Stroke 100mm



## Core Drill Stands

### FLEIKA Profession Core Rig KF 250

Precision roller guidance with fine adjustment.  
This core drill is suitable for handheld and rig mounted drills.  
Quick release assembling and dis-assembling.  
Spirit Levels / Tilt capability with scale.  
Max Capacity: 250mm/\*480mm (\*With Spacer)  
Weight: 16kg  
Dimensions: L361 x W200 x H950mm



### FLEIKA Profession Core Rig KF 400

Precision roller guidance with fine adjustment.  
Quick release assembling and dis-assembling.  
Spirit Levels / Tilt capability with scale.  
Max Capacity: 400mm/\*540mm/\*700mm.  
\*With Spacer  
Weight: 26kg  
Dimensions: L361 x W250 x H1140mm



### DIACOM Profi-Max Rig Mounted Stand DC400 MK2 (Quick Release Clamp)

The Profi Maxi Drilling Rig is the rig of choice for professional diamond drillers. Constructed with the very best materials, designed in Holland by the Professional Drilling Organisation, this rig offers everything a Pro Driller requires for fast, efficient drilling. Features:

- Ready for automatic drilling
- Back support and handles for easy transport
- Standard wheel set
- Quick release motor mounting plate
- Precise roller guides
- Aluminium column protected with steel strips
- Easy (dis) assemble with few tools



### DIACOM Profi Extra Rig Mounted Core Drill Stand

Rig mount Core Drill Stand for most core drills  
Max Drill 700mm  
Weight 25kg / Height 1080mm  
45° Angling Gearbox  
Quick Release / Base Vacuum Option



## Core Drill Stands

### WEKA KS18 Mini Drill Stand

The KS 18 is recommended for WEKA diamond core drilling machines Type DK 12, DK 13, and DK 14, as well as for the DK 16, DK 17, and DK 18. The drilling machine is fixed into the rig at the collar. The collar diameter is 60 mm.

At first sight a drill rig like any other. However, the new diamond core drill rig KS 18 has certain features which distinguish it from standard rigs. Such as:

- **Guides and bearings** - Slip guides, sideways and bearings are made of a new compound material, i.e., Extremely abrasion resistant, low in maintenance and extremely smooth gearing.
- **Operating** - The KS 18 drill feed is operated by an ergonomically designed hand wheel which simply be placed on to the feed pinion either on the left- or right-hand side. The rig pedestal can be fixed with dowel screws or vacuum. Only Vacuum fittings and a gasket are required for the vacuum fixture. The drill column can, of course, be adjusted to an angle of more than 80 degrees.
- **Corrosion Protection** - All essential parts are rustproof. Drill column, struts, levelling screws, feed carriage levers and feed pinion are made of stainless steel.



### WEKA KS30 (L) Diamond Drill Rig

The **WEKA KS30** Core Drill Stand used for Core drillings up to Ø 350mm, stand base made of steel or aluminium, robust roller guide ensures precise drilling, easy installation of the drill thanks to a quick-change system.

- Solid, torsion-resistant drill column made of high-tensile aluminium-alloy
- Adjustable ball bearing supported roller guidance made of stainless steel
- Feed carriage slides free from backlash
- Quick change plate for fastening the drilling machine
- Combined rig foot, can be fixed with dowels and vacuum or very robust steel base
- High bending and vibration stability together with a very low weight
- Gear rack made of wear resistant steel
- Stop bolt at the carriage to apply the wrench for loosen the tool
- Measuring scale for adjusting the inclination



### DIACOM Profi-Twin Rig Mounted Stand DC1500 (Specialised)

Max Drill 1500mm

Weight 22kg / Height 1080mm

45° Angling Gearbox

Quick Release / Can be used as a single stand





## Core Drill Accessories – Extensions


Extension Bars are used in situations where the standard core length is not sufficient, Multiple Extension bars can be added at once in lots of different length configurations.

Made from quality First Grade Sheffield Steel you can know the difference in quality and precision compared to other brands.

We also supply adaptors and smaller diameter extension bars for smaller crown cores 1/2" BSP thread.

### EXTB 100mm – 500mm Core Extension Bar 1 1/4" F-UNC M – 1 1/4"

Available in Sizes: 100mm | 200mm | 300mm | 400mm | 500mm



### EXT-BAR- 1/2" – BSP 100mm – 300mm Core Drill Extension Bar 1/2" F – 1/2" M – BSP

Available in Sizes: 100mm | 150mm | 250mm



Note: Please be aware these extension bars are 30mm diameter, this is important if drilling longer holes smaller than 30mm.

## Core Drill Accessories – Adaptors

### ADP-UNCF-BSPF Adaptor 1 1/4" UNCF – 1/2" BSP F Reducer

This adaptor provides Drills which only have a 1 1/4" UNC Male thread accepting larger Core Bits to reduce down to receive 1/2" BSP common to small diameter wet / dry crowns and dry core drill bits. Common to Weka DK09/DK17 models. Now you can drill small diameter crowns up to 40mm with the inner 1/2" BSP Female thread and dry core drill bits but may also need 1/2" M-ADPK-1/2" M adaptor from this site.



### Hil-DD200-ADP-Hilti Adaptor 1/2" F-1 1/4" UNC M Hilti DD Series

This adaptor allows Non-Hilti Core Bits to connect with the Hilti Drill. Now you can drill small diameter crowns up to 40mm with the inner 1/2" BSP Female thread and larger Diameter Core Bits from 45mm upwards with the external Male thread of 1 1/4" UNC. Suitable for Hilti DD160E/ 250E/ 200/ 350/ 500 models but do check firstly.



### Hil-(BLK) DD200-ADP-Hilti Adaptor 1/2" F-1 1/4" UNC M Hilti DD Series

This adaptor allows Non-Hilti Core Bits to connect with the Hilti Drill. Now you can drill small diameter crowns up to 40mm with the inner 1/2" BSP Female thread and larger Diameter Core Bits from 45mm upwards with the external Male thread of 1 1/4" UNC. Suitable for Hilti DD200 model.



### Hil-(SIL) DD200-ADP-Hilti Adaptor 1/2" F-1 1/4" UNC M Hilti DD200 Series

This adaptor allows Non-Hilti Core Bits to connect with the Hilti Drill. Now you can drill small diameter crowns up to 40mm with the inner 1/2" BSP Female thread and larger Diameter Core Bits from 45mm upwards with the external Male thread of 1 1/4" UNC. Suitable for Hilti DD200 model.



### Hil-DD130-ADP-Hilti Adaptor 1/2" F-1 1/4" UNC M Hilti DD Series 6 Spline

This adaptor allows Non-Hilti Core Bits to connect with the Hilti Drill. Now you can drill small diameter crowns up to 40mm with the inner 1/2" BSP Female thread and larger Diameter Core Bits from 45mm upwards with the external Male thread of 1 1/4" UNC.



### Hil-(U) DD200-ADP-Hilti Adaptor 1/2" F-1 1/4" UNC M Hilti DD Series Multi Spline

This adaptor allows Non-Hilti Core Bits to connect with the Hilti Drill. Now you can drill small diameter crowns up to 40mm with the inner 1/2" BSP Female thread and larger Diameter Core Bits from 45mm upwards with the external Male thread of 1 1/4" UNC.



## Core Drill Accessories – Slurry Rings & Shrouds

### K50 – WSR Slurry Collection Rings

**WSR Water Slurry Rings** are superb for removing slurry from your core drilling job keeping the site clean and free from slurry, which otherwise may damage materials or cause a slip hazard. Should be used with a suitable wet vacuum.

**WSR Water Slurry Rings** simply attach to any wet Industrial Vacuum, placed around a core bit where it adheres to all flat surfaces such as concrete, masonry, stone products and even asphalt. The rings are made from heavy duty clear rubberised Acrylics for durability, Flexibility and are Transparent so you can see the removal process easily.

Available diameters: from 100mm - 350mm but can be tailored to fit in between diameters snugly when used with **WSR G Rubber Sealing Discs**, this is a Seal with scale simply cut out desired diameter for the size required. Available on this site.



### K50 – WSR RS – Rubber Replacement Seal for K50 WSR Slurry Ring

**The WSR RS- Rubber Seals** fix onto the bottom of the Water Slurry Rings for complete protection, in the event of wearing out the suction Seal these are a replaceable item and are available in all matching diameters. All Water Slurry Rings come complete with Rubber Seals but over time they do wear out and lose efficiency and need replacing. Comes in sets to suit all sizes of Water Slurry rings.



### K50 – WSR G Rubber Seal Discs for K50 WSR Slurry Rings

**K50 WSR G Seal Discs** are designed to be affixed to WSR Water Slurry Rings with heavy duty mounting tape when drilling overhead to create absolute protection with minimal effort. Complete safety with no mess when used with a Professional Wet Core Drill and Industrial Wet Vacuum. **WSR G Seal Discs** are available for all WSR Water Slurry Rings, 100, 150, 200, 250, and 350, this is a Seal with scale simply cut out desired diameter for the size required.



All can be cleaned safely with **Crete Beater** available in store and online, and we recommend cleaning all this equipment regularly, so it is effective for the job.

## Core Drill Accessories – Slurry Rings & Shrouds

### Pollyflex Dust Cowl

Pollyflex moulded flexible dust extraction cowl for use with Makita, Bosch, Hikoki Grinders. Available in 180mm and 230mm.



### SPE DCG 125/230 Dust Cutting Guard / Dust Shroud

Very useful for removing mortar from bricks when repointing is required for failing porous mortars. Available in two sizes for 125mm and 230mm Angle Grinders



### MEC – AD 125/230 Cutting Guard / Dust Shroud Attachment

Available in two sizes for 125mm/230mm Angle Grinders but 125mm also fits 115mm Angle Grinders. Suitable for most mainstream Angle Grinders and some DIY Grinders.



### Hurricane DGG 180 – 180mm Clear Grinding Guard / Dust Shroud

Available in one size for 180mm Angle Grinders but also fits 230mm Angle Grinders. Suitable for most mainstream Angle Grinders and some DIY Grinders, Comes with multiple fittings and instructions. Dust guards are not in 230mm only in 180mm but are used for 230mm Grinders.



### Hurricane DGG 125 – 125mm Clear Grinding Guard / Dust Shroud

Available in one size for 125mm Angle Grinders but also fits 115mm Angle Grinders. Suitable for most mainstream Angle Grinders and some DIY Grinders, Comes with multiple fittings and instructions.



### Cyclone Cutting Dust Cowl with Vacuum Attachment 100-125mm

Comes with adaptors for use with Makita, Flex, Milwaukee, Hitachi, Metabo, Dewalt & Bosch. Clear Polycarbonate material gives great visibility when cutting, where most cutting cowls are notoriously hard to use as you must cut blindly. Depth cutting gauge from 0-33mm



### 180FE DGG Grinding Guard 180mm / 230mm Grinders-Dust Shroud

Available in one size for 230mm Angle Grinders but also fits some 180mm Angle Grinders. Often asked for with 230mm cup disc which won't fit but recommended only 180mm Cup Disc to fit tight with a corresponding cup disc. Suitable for most mainstream Angle Grinders but works better on Hitachi, Bosch and Makita Variants comes with Couplings to fit snug.





## Core Drill Accessories – Drop Anchors / Fixing Kits / Vacuum Suction

### M16-Anchor – Fixing Drop-in Anchor Box of 25

Rawlplug, drop-in anchor M16mm D x 65mm L. For fixing Core Drill Stands to concrete surfaces.

#### Features and benefits

- High performance in cracked and non-cracked concrete confirmed by ETA
- Product is covered with European Technical Assessment for multi-point non-structural fixings
- Product recommended for applications requiring fire resistance
- Internally threaded to be used with threaded stud or bolt
- Easy to install by hammer action and manual setting tool
- Slotted sleeve and internal wedge component together facilitate easy setting and expansion

(\*20mm Diameter Drill Bit Required to drill appropriate hole for fixing, check out our SDS plus and SDS Max Options on this site.)



### M12-Anchor – Fixing Drop-in Anchor Box of 50

Rawlplug Drop-in Anchor M12mm D x 50mm L. For fixing Core Drill Stands to Concrete surfaces.

#### Features and benefits

- High performance in cracked and non-cracked concrete confirmed by ETA
- Product is covered with European Technical Assessment for multi-point non-structural fixings
- Product recommended for applications requiring fire resistance
- Internally threaded to be used with threaded stud or bolt
- Easy to install by hammer action and manual setting tool
- Slotted sleeve and internal wedge component together facilitate easy setting and expansion

(\*15mm Diameter Drill Bit Required to drill appropriate hole for fixing, check out our SDS plus and SDS Max Options on this site.)



### Anchor Setting Tool Kit / Anchor Setting Tool / Wide Wing HD Fixing Assembly

**RHST- Rubberised Handle Setting Tool:** A Professional quality rubberised setting tool for drop-in anchors, with hand protection.

**ACC STK 16:** Also available in an AccurA Setting Tool Kit, SDS Plus, 16mm Drill Bit that includes the quick release anchor set with wide and wing style hold down flanges, a set of 24 IATA tested anchors and a convenient carry case.

**WW ASSY 16:** Wide Wing Heavy Duty M16 3 Part Fixing Assembly with additional Flange.

AccurA Diamond supply core drill fixings to suit all core drills, quick release, and re-usable options available.



## Core Drill Accessories – Drop Anchors / Fixing Kits / Vacuum Suction

### M12 / M16 Quick Fix Assembly 3 Part Reusable

AccurA Diamond supply core drill fixings to suit all core drills, quick release, and re-usable options available.

The most popular we hold come in two sizes, for smaller and Larger Drill stand options. These can be used time and time again. If drilling on a wall perpendicular, you should never rely totally on the fixing. the stand should always have a fall arrest in place.

Please do check to order suitable Drop-in Anchor Fixings to suit the Assembly as they too come in two diameters available on this site.

We also supply suitable drill masonry drill bits to suit SDS plus and SDS Max drills required for drilling through safe diameter holes of 15mm and 20 respectively. please find on this site. Always follow Manufactures instructions when fixing mechanical anchors.



### Core Drill Vacuum Pump Base Plates Non-Drilling / Non-Anchor Fixing

We have several options at great value for fixing a Core Drill Base Stand to a Finished surface without the need to drill and repair afterwards.

For Steady Accurate Core drilling where fixing is impossible or less desirable. It's not always possible to anchor a drill stand to a floor or wall, this is where Vacuum pump base plates are necessary and are sometimes more convenient. Take for instance the following surfaces.

- Tiled Floor or Wall
- laster Skimmed wall
- Decorative Concrete Wall
- Decorative Clad Surface
- Smooth Finished surface

Vacuum assisted drilling is quicker and easier leaving no holes so less work in drilling and filling after, leaving a more elegant finish. Caution is advised if drilling on a surface horizontal to the floor, adequate safety harness or lanyard should be in place in the event of vacuum failure.



## Core Drill Accessories – Drop Anchors / Fixing Kits / Vacuum Suction

### K50 MFP-Multi Fixing Plate

**K50 Multifunction Plate** is designed to make setting up for core drilling, on uneven surfaces easy.

Simply anchor the centre bolt using a knock in fitting or a reusable K50 screw, spin on the main plate and then level up using the 3 adjustable bolts. Attach the drill stand and fasten with the flange nut supplied. Enables fitting quickly and firmly to just about any uneven surfaces, including sewer drains, rockfaces, uneven off form concrete, piles, and pipes.



#### MFP400 Multi Fixing Plate – Set Includes

- 4 x B15/200 Locking Screw
- 4 x B15/25/SW30 Counter nut
- 1 x M16/B15/400 Fastening Bolt
- 1 x K50 Nut Large

#### MFPV450 Multi Fixing Plate Vacuum – Set Includes

- 4 x B15/200 Locking Screw
- 4 x B15/25/SW30 Counter nut
- 1 x M16/B15/400 Fastening Bolt
- 1 x K50 Nut Large
- 4 x M16/30

*for use on exposed concrete, marble, granite - no mounting hole is required.*

### Husqvarna VP 200 – Vacuum Pump Diamond Drill Rig Suction Pump

#### For Secured Fixing of Core Drill Stand on Finished Flat Surfaces. No Drilling Needed

The VP200 is an essential must when wet diamond drilling repeat holes in concrete and similar flat, horizontal, non-porous surfaces. Using a vacuum pump on such surfaces often negates the need to anchor bolt a drill column in place before drilling, saving considerable amounts of time, money and mess/making good.

The VP200 is compact, easy to carry, easy to use and highly efficient. Simply connect the vacuum to the vacuum fitting on a drill stand, engage/power up the vacuum pump, wait a few seconds and you're ready to go! And when you're done, simply disconnect the vacuum, move your drill stand to its desired location, connect, and engage your vacuum pump, and you're ready to go again!

The VP200 is supplied with pressure gauge, 2m length of hose and an air bleeder.

- Air flow of 200 l/min under vacuum at 0.9 bar
- Carry handle
- Robust protective frame



# Tiling Tools





## Manual Tile Saws

Sigma Tile Cutters have gained a solid reputation amongst the Irish Tiling Contractors. This is down to Reliability, Accuracy and Durability.

### Features:

- Easy grips pull handle / Swivelling measurement bar in inches for diagonal cuts
- Adjustable spring-loaded table / Rapid positioning button / Angle locking mechanism
- Made of cast alloy and high-grade steel, designed for the most demanding projects of the professionals and the handymen. Easy to use and extremely accurate, allowing them to be used on a variety of materials
- Used to cut porcelain, pavers, quarry, glass mosaic and certain types of marble and granite

### Sigma Manual Tile Cutter SIG 37-Art 2G 37cm

#### Specifications:

- Cuts material between 1/16" and 3/4" thick
- Effective Cutting Length: 370mm/37cm/14.5"
- Diagonal Cut: 260mm/26cm/10.2"
- Maximum Cutting Thickness: 3/4" - Weight: 2.6 kg



### Sigma Manual Tile Cutter SIG 50 - Art 5 50cm

#### Specifications:

- Cuts material between 1/16" and 3/4" thick
- Effective Cutting Length: 500 mm
- Diagonal Cut: 350mm/35cm/14"
- Maximum Cutting Thickness: 20mm/2cm - Weight: 7.2 kg



### Sigma Manual Tile Cutter SIG 66N - Art 2B3 66cm

#### Specifications:

- Cuts material between 1/16" and 3/4" thick
- Effective Cutting Length: 660 mm /66cm
- Diagonal Cut: 450mm /45cm/18"
- Maximum Cutting Thickness: 20mm /2 cm / Weight: 8.16 kg



### Sigma Manual Tile Cutter SIG 77 - Art 3C2 77cm

#### Specifications:

- Effective Cutting Length: 762 mm/77cm
- Diagonal Cut: 540 x 540 mm /54cm
- Maximum Cutting Thickness: 20 mm /2cm
- Breaking Strength: 1050 kg - Weight: 11.5 kg



### Sigma Manual Tile Cutter SIG 95 - Art 3D2 95cm

#### Specifications:

- Effective Cutting Length: 950 mm /95cm
- Diagonal Cut: 670 x 670 mm /67cm
- Maximum Cutting Thickness: 20 mm /2cm
- Weight: 15.7 kg



### Sigma Manual Tile Cutter SIG 128 - Art 3EK 128cm

#### Specifications:

- 1280mm Straight cutting length.
- 900mm x 900mm Tile Cut Diagonally.
- 20mm Maximum Cutting Thickness.
- Powerful 1200 kg Breaker Strength. Weight 30kg.



Sigma Replacement Wheels – Scoring Wheels available in store and online

## Manual Tile Saws

### Battipav Profi Evo Manual Tile Cutters 45cm – 163cm (15mm thick)

Battipav's latest Range of Professional Tile Cutters has evolved with the professional Tiling Contractor in mind.

Years of listening and innovation have been the result of this tile cutter. Large range of cutting length options from 45cm up to 166cm, more than capable of meeting the trend and demands of larger format tiles common on sites today both domestic and industrial. Battipav offer a Carry Bag as an optional extra in the size to suit your cutter. Accuracy and agility offer the user a very confident cut every time with a very clean break in tiles up to 15mm thick,

#### Battipav Profi Evo Manual Tile Cutters 45cm (15mm thick)

- 450mm Straight cutting length
- 320mm x 320mm Diagonal cut
- 5-15mm Cutting thickness
- Powerful breaker now with a magnetic breaker. Weight 8.5kg



#### Battipav Profi Evo Manual Tile Cutters 63cm (15mm thick)

- 630mm Straight cutting length
- 440mm x 440mm Diagonal cut
- 5-15mm Cutting thickness
- Powerful breaker now with a magnetic breaker. Weight 9.5kg



#### Battipav Profi Evo Manual Tile Cutters 88cm (15mm thick)

- 880mm Straight cutting length
- 620mm x 620mm Diagonal cut
- 5-15mm Cutting thickness
- Powerful breaker now with a magnetic breaker. Weight 13.5kg



#### Battipav Profi Evo Manual Tile Cutters 103cm (15mm thick)

- 1030mm Straight cutting length
- 720mm x 720mm Diagonal cut
- 5-15mm Cutting thickness
- Powerful breaker now with a magnetic breaker. Weight 14.5kg



#### Battipav Profi Evo Manual Tile Cutters 133cm (15mm thick)

- 1330mm Straight cutting length
- 940mm x 940mm Diagonal cut
- 5-15mm Cutting thickness
- Powerful breaker now with a magnetic breaker. Weight 17.5kg



#### Battipav Profi Evo Manual Tile Cutters 163cm (15mm thick)

- 1630mm Straight cutting length
- 1150mm x 1150mm Diagonal cut
- 5-15mm Cutting thickness
- Powerful breaker now with a magnetic breaker. Weight 20.5kg



# Electrical Wet Tile Saws

## Rubi ND 180 / Rubi ND 200 Light – Small Jolly Wet Tile Saw 110v/220v

The ND-180 and ND -200 wet electric cutters and mitre saw falls into the small /light portable wet Tile saw category.

Small size and light weight make them an ideal electric cutter and mitre saw for carrying out finishes and renovations. Allowing the professional tile fixer to always make the necessary cuts.

### Product highlights

- Water cooling of the blade.
- With foldable table for mitre cutting.
- Lateral stop to allow repetitive cuts.
- Guide for 45° cuts.



### Rubi ND180 Jolly Saw

Power Electric 110v /220v 550 W  
Blade Diameter 180mm/22.23 Arbor  
Cut Length ∞ / Cut Depth 35mm / Mitre45° Cut  
Weight 11.8kg

### Rubi ND200 Jolly Saw

Power Electric 110/220v 800 W  
Blade Diameter 200mm/22.23  
Cut Length ∞ / Cut Depth / Mitre45° Cut  
Weight 17.2kg


Like and Follow AccurA  
LinkedIn, Facebook & Instagram



Don't miss out on special offers,  
product news or availability anymore



WET AND DRY  
**TILE DRILLING  
SYSTEMS**



Visit  
[AccurA.ie](http://AccurA.ie)



## Porcelain Drill Bits – Wet (AccuDrill)

### AccuDrill Hollow Wet Drilling Systems Tile Drill Bits 6mm to 150mm

Drill bits 6mm up to 125mm with guide plate (150mm with Pilot Drill Bit Guide) are designed to drill perfect holes into very hard stone material such as porcelain tiles, granite, marble as well as softer materials like ceramic tiles and glass.

Although diamond can be expensive it is only substance hard enough to grind holes into modern stoneware routinely used in commercial buildings and now domestic projects like bathroom and kitchens.

Available in single packs: 6mm, 8mm, 10mm

Available in multipacks: 6-8mm packed in 4's / 10-48mm packed in 2's / 50-125mm packed in 1's

150mm Drill Bit accompanied with a Pilot Drill Guide

**Warning:** Use with cordless power tools to avoid electrocution



### AccuDrill ACD PFK – Pro Fixing Kit

For the Professional Tiler, Plumber, DIY Perfectionist who needs reliability and accuracy.

#### Pro Fixing Kit

Drill Perfect Holes in Porcelain Tiles, Ceramic and Stoneware for Fixings with no errors. Drills up to 100 holes plus

AccuDrill Pro Fixing Kit includes

- 01 x 1 .5Litre Pressure Bottle & Tube
- 01 x Suction Drill Guide
- 01 x ACD WDFS Cartridge - 02 x 06mm Drill Bit, 02 x 08mm Drill Bit, 01 x 10mm Drill Bit

#### Refill Drill Bit Pack:

AccuDrill Wet Diamond Fixing Set - Use to Refill and Replenish ACD PFK Pro Fixing Kit. Set Includes

- 02 x 06mm Drill Bit
- 02 x 08mm Drill Bit
- 01 x 10mm Drill Bit



## Porcelain Drill Bits – Dry (AccuDrill)

### AccuDrill (PST) Precision Tile Drill Bit 3 Part Pack

Packaged in clear wallet with two tile drill bits and one masonry bit of equal diameter for follow through in sub wall. Perfect for softer tile drilling and more occasional hole drilling in tile.

6mm and 8mm variations.

Soft Tile Drills are ideally designed to be used in soft tiles and ceramic tiles and are ideal when drilling fixing holes

- Zinc coated for a rust-proof finish
- Point ground tip design provides added grip on start-up to reduce slippage and tile damage
- Tungsten carbide tip allows the drill bit to easily penetrate through softer tiles



### AccuDrill Dry Porcelain Tile Drill Bits Hex Shank

AccuDrill Hex Shank Wax Filled Dry Core Drill Bits - 6mm & 8mm

- Standard lengths and mm.
- Can only use with Rotary Battery-Operated Drill and Electrical Drill
- Drills Hardest Materials
- High Diamond Content
- Drills Grade 5 Porcelain, Stone, and Glass
- Premium Product providing results you can Stand Over



### AccuDrill Porcelain Tile Drill Bits M14 Dry (Grinder) 6mm – 125mm

6mm to 15mm Wax Filled M14 Dry (Grinder) and Hex for Drills and Larger are Hollow up from 15mm to 125mm

Pricing starts at 6mm and goes up according to the required mm.

Largest selection of diamond dry drill bits and adapters.

- Standard lengths and mm.
- Can use with Angle Grinder, Battery Operated Drill and Electrical Drill
- Drills Hardest Materials
- High Diamond Content
- Drills Grade 5 Porcelain, Stone, and Glass
- Premium Product providing results you can Stand Over



### AccuDrill ADC M14 HS-Hex Shank Adaptor

M14 Hex Shank Adaptor



## Porcelain Drill Bits – (AccuDrill)

### Hole Chamfer and Milling Expander Bits Profile Tools M14 Exposed Diamond

#### Designed for Chamfering holes and opening small holes to a larger diameter and removing unwanted material

Versatile milling bits designed to enlarge, shape and/or round bevel existing holes in Porcelain, Hard Ceramic, Granite and Marble and Concrete Products. Also, suitable to easily create round side indentation necessary to accommodate pipes or electric wire lines.

*Bevel Ease chamfers and stress relieves rough holes in glass, ceramic, and porcelain tiles.* Diamond bit for a smooth, high-end finish. Reduces the risk of cracking with standard and large format tiles subjected to tension (ex-tightened plumbing, led lights etc). Very useful to improve the edge finishing of exposed holes.

These are a save money tool because with just one standard core bit and one profile you can create many different hole sizes, without needing to buy several different core bits.

Manufactured with top quality raw materials and high-end production processes to grant outstanding performances.

Used with any standard grinder M14 Thread. No adaptors needed. unless you have a drill

Recommended for Tile Setters, General Contractors, Plumbers, and Electricians.



### Bull Nose M14 20mm / 30mm – Angle Grinder Thread

#### A. Full Bullnose -20mm/30mm Depth

#### B. Half Bullnose-20mm/30mm Depth

#### C. Bevel Chamfer 30mm 45° 30mm Depth

The Diamond Bullnose Profiling Tool is a vacuum brazed diamond profiling tool for applying a rounded, half, or full bullnose finish to the edges of Stone, Porcelain tiles or Slabs.

Designed for use on variable speed handheld grinders and polishing machines with M14 thread fitment. The tool operates in two halves, each spins independently on separate bearings for smooth operation. The top guide keeps the tool perfectly aligned to the slab, and the centre bearing keeps the shape consistent.

The Diamond Bullnose Profiling Tool used top quality diamonds that are vacuum brazed for maximum longevity. Use wet to get the maximum lifespan out of the tool. The lifespan of the tool when used wet is around 100 linear metres on marble, before a replacement is needed. May vary with different stones.

Edge profiling tools for angle grinders are tools that grind the edge of a piece of granite, quartz, marble, ceramic, or natural stone slab with an angle grinder. They have an M14 thread so can be used on most standard angle grinders. The **M14 CH BE** shape produces a 45° Bevel Chamfer profile.

They can be used to quickly create shape edges without expensive machinery and are ideal for on-site fabrication. They remove all stock required to prepare a stone edge for polishing. These tools are made for dry working. They do feature water feed holes so can be used wet, apart from the 3mm and 5mm size which are for dry use only. Must be used under 4500rpm, with an ideal speed of circa 2000rpm, material dependent.



## Tiling Accessories

We have a large selection of tiling accessories instore and online, including trowels, grouting tools, sponges, separators, levelling systems some of which are displayed below. Call the AccurA team on 01 6105055 or email [info@AccurA.ie](mailto:info@AccurA.ie) for more information.

### Notched Hand Trowels

- Extremely light, high resistance aluminium reinforcement.
- Highly rigid joint between the reinforcement and the plate.
- Steel plate special high wear resistance with corrosion protection by clear coat (STEEL).
- Stainless steel plate special high wear resistance (INOX)
- Ergonomic handle with two textures. Perfect flatness of the plate.
- Sizes 6mm, 8mm, 10mm, 12mm, 15mm



### Bucket Trowel

- Ergonomic handle. Solid and unbreakable fixation between handle and spike.
- Fusion technique at forging temperature. Lifetime warranty against breakage.
- Perfect flatness of all the plate. Good protection against sheet corrosion



### Rubber Grout Floats

- Extremely light, high resistance aluminium reinforcement.
- Highly rigid joint between the reinforcement and the plate.
- Steel plate special high wear resistance with corrosion protection by clear coat (STEEL).  
Stainless steel plate special high wear resistance (INOX)



### Sponge Float Pro

The RUBI PRO sponge float with plastic handle is ideal for general cleaning of all types of surfaces. The HIDRO high absorption sponge is made of flexible polyester-based polyurethane; its high level of absorption and excellent abrasion resistance make it ideal for cleaning all surfaces, especially the coarsest ones. The sponge of the float has dimensions of 28 x 14 cm is 3 cm thick, meaning that a large surface can be covered with every soak and drain



### Ceramic Tile Nippers

- Tungsten Carbide edge of great hardness.
- With Tungsten Carbide edge for greater durability.
- For grinding straight cuts in tile and ceramic flooring.



### Raimondi RLS Vitae Levelling System – 3mm – 26mm Porcelain Tile Slabs

Raimondi Vitae Levelling System uses a clever design of screw caps and clips for Porcelain Tile and Paving Contractors for use in 3mm up to 26mm Porcelain depths of Thickness. This system is preferred over others in our and our competitor's range of levelling systems by the paving and landscaping community.

The screw clips are designed to break and get left behind and break off easily leaving the screw clip underneath, simply release the screw cap from the broke off clip and reuse with a new batch of screw clips.





## Grouting Tools and Machinery

### For Tiling and Paving

#### Rubber Grout Rake Squeegees with Long Adonised Aluminium Poles

Raimondi 50cm Rubber Upright Grout Squeegee with 5 Ft Adonised Aluminium Pole is a great way to remove excess Grout from an upright position without having to stand or kneel on the fixed Tile/Slab.



#### Raimondi Smart – Washboy Grout Cleaning Kit

The Raimondi Smart Bucket is ideal for cleaning grout from walls and floors. It comes equipped with the Raimondi Sweepex sponge float, grating, handle, and wheels.

##### Includes

- Smart Wash Bucket with removable grate
- Yellow sponge
- Handle



#### Raimondi Pedalo – Upright Washboy Grout Cleaning Kit

- For cleaning grout from floors and walls.
- Pole sponge to enable an upright position on both floors and walls.
- The pedal eases and speeds the squeezing action of the sponge while allowing the user to remain upright.
- The sponge float with handle can be used on smaller floor and wall areas.
- High-capacity tank (40 lt – 10.5 gal) reduces the need for frequent water changing.
- Sweepex high absorption sponge allows for a perfect cleaning.



#### Raimondi Berta – Sponge Grout Machine 110v RAI BER SGT

The Raimondi Berta ADV Electro sponge machine is ideal for cleaning cement- or epoxy resin-based grout from all types of floors including terracotta, porcelain, double- and single-fired tiles, marble, clinker, porphyry, natural stone, quarry, treated etc. It won't pull grout from joints and, because of its easy handling, is suitable for use even in the smallest areas.

- Power: 110v Electric/120 Kw
- Bucket Capacity: 15 Litres
- Weight: 37 kg



# Lifting Solutions



## Lifting Solutions

### Slab Lifter / Vacuum Slab Lifter 1-2 Man 160kg / 200kg Lift Capacity

**AL - Vac® Handyman Super** - Ideal lifting solution for Landscapers and civil contractors who are conscious of social distancing. This lifts 10 kg more than its nearest competitor and stands taller reducing the operative to fall into bad habit's such as back bending. No more time wasted on redressing and levelling beds due the allowance of exact positioning of the slab, this also means no more pinched fingers which reduces injuries. The AL - Vac® Handyman Super is a battery powered vacuum lifting machine with a maximum load capacity of 160 kg. The Handyman Super is designed to either be used manually by two persons or to be suspended from the bucket linkage of a small excavator.



**AL-BUTLER 200** is a small vacuum lifter that is lift-able via a crane, excavator or manually with handles and extension pieces. The vacuum system, a radio-controlled suction and release of the load. The safe working load for this machine is 200kg which is 40kg more than its brother and 50 kg more than its nearest competitor. Yet, this is dependent on the ability of the suction pad and the safe working load. The AL-BUTLER 200 like its brother the Handyman Super can work with many different suction pads, thus creating a versatile range of work. The vacuum lifter has a secure safety system installed within.

With a wide range of quickly interchangeable vacuum heads the Handyman Super is the perfect tool for smaller tasks.

- Porcelain Tiles / Tiles / Large Format Tiles
- Kerbs / Concrete Slabs / Natural Stone
- Steel Road Plates-Sheets Road Coverings Temporary Excavated Road Covers
- Cementitious Fibre Boards / Most Flat Non-Porous Materials



### Double Suction Cup

These suction cups are ideal for Landscapers, Paver's and Tilers who are looking for an economical but safe way of lifting and positioning slabs. we offer two choices in this range for smooth and slightly textured surfaces.

This dual suction cup lifter for textured tiles is equipped with two 4-1/2-inch diameter suction cups for handling ceramic tiles with rough and/or slightly structured surfaces.

Perfect for handling extra-large format ceramic tiles or panels made of glass or other material.



## Rubi 18919 – Suction Cup with Vacuum Pump 110kg Load

### *Suction Cup Ideal for Landscapers and Tilers working with Heavy Porcelain Tiles*

The suction cup with vacuum pump is ideal for loading and handling heavy materials regardless of the type of surface finish. The suction cup with vacuum pump adapts to both smooth and rough surfaces, as well as those with varied (structured) textures. The diameter of 20 cm of the suction cup with vacuum pump, is perfect for the manipulation of large format tiles or ceramic sheet. The manual vacuum pump is easily activated with a single finger and is equipped with a safety mark that indicates the loss of suction and reminds us of the need to pump again to retain the vacuum load in the suction cup. In addition, the vacuum suction cup has a manual pressure release valve to easily remove the suction cup from the manipulated material. The vacuum pump Ø20 cm is served in a practical case-suitcase, to protect and transport it with maximum safety. A suction cup in poor condition is not safe or reliable.



- Suction cup for handling large and heavy tiles.
- Adapts to any surface finish.
- Suction applied by manual vacuum pump.
- Load loss indicator (red mark). Pressure-release mechanism.

## Raimondi Easy Move – Large Format Tiles Handling and Lifting System

This is the Easy Move Frame without crossbars from Raimondi. (Cross bars are not included). Completed, redesigned this 4th generation of Easy-Move frame for handling large format tiles offers functionality and performance never achieved before.

- Equipped with double suction cups with stain-free-rubber.
- The sliding between the main aluminium profiles is extremely fluid thanks to the anti-friction pads.
- All suction cups (including the central ones) can be easily slid into any position along the profiles.
- Available version with two variable-length telescopic crossbars (mini 90 cm / 35 1/2"; max 160 cm/63") to allow easy entry into the case and adapt to slabs of any width.
- Tilting suction cups (+/- 1.25 °) to adapt to the inevitable bending of the slabs and guarantee the perfect grip in every situation. Suction cups are all positioned in line so to allow using EASY-MOVE MkIV also on reduced width slabs (minimum width 14 cm / 5 1/2").
- The 4 sliding handles are provided with non-slip and stain-proof grommets which result in best ergonomics and handling even for wall installation. Each handle equipped with soft rubber grip.
- Maximum slab length 320 cm (10.5 feet); minimum 100 cm (3.3 feet).





# Lifters

## GRABO Suction Cup – Powered Vacuum Lifting Kit

Kit Includes Bag, Charger, Battery, and Seal

GRABO is the world's smallest portable electric vacuum lifter. GRABO is a fantastic tool for all construction businesses and workers. Portable, easy to use and powerful, as such it is quickly becoming an essential tool. Not convinced? Now comes in Plus & Pro versions.

Grabo has a unique seal which allows the tool to adhere to rough, etched surfaces. The maximum surface texture to which Grabo can attach to depends on Profile roughness parameters (the geometry of peaks and valleys in the material) but is generally limited to an amplitude of about 2.5mm (0.1 inch). This capability allows Grabo to create a seal with most patterned tiles, pavers, and other types of construction materials such as drywall, plasterboard, slabs, tiles etc. We have two options the Grabo Plus and the Grabo Pro both capable of the same lifting weights of up to 170kg.

Features:

- Lift up to 170Kg
- 90 Minutes Continuous use with a fully Charged Battery
- 2 Hour Charge Time
- 30 Days Battery Stand By
- Garbo Pro has a digital readout and auto on off and is slightly more expensive than the plus which has manual on/off and monolog display.

Types of surfaces that Grabo Suction Cup works well with:

- Timber Sheets
- Plasterboard Doors
- Car/ Truck Windscreens
- Manhole Cover
- Concrete paving slabs
- Sandstone slabs
- Flagstone
- Textured tiles including Porcelain Paving slabs and large format tiles
- Textured glass
- Quartz



# Cutting Machinery



## Consaws (Cut Off Saws) – Electric Consaws



TS40 Disc Cut Off Saw – wet & dry



TR40 Diamond Ring Saw – wet & dry



TR40 Diamond Ring Saw – wet & dry



FU6D frequency converter



Universal frequency Converter  
 Use all three units with this one converter  
 Use 230v / 3 Phase  
 New integrated Bluetooth interface  
 Easy read digital display  
 Only 6.8Kg

### Advantages

- Very powerful, water-cooled high frequency motor, can be operated with 230V.
- High performance – compact design, low weight
- Adjustable handle, variable position of the blade guard
- Gear with oil bath lubrication
- Splash waterproof according to IP 55
- By-pass valve for dry cutting
- Ergonomic design of the handle

Code	Description	Cut Depth	Weight
FU6D	<b>Weka FU6D frequency converter</b> offers the option of operating all WEKA high-frequency devices.	-	6.8Kg
TS40	<b>Weka TS40 Disc Cut Off Saw – wet &amp; dry.</b> Diamond circular saw for cuts in concrete and masonry up to 165 mm deep.	165mm	9.4Kg
TR40	<b>Weka TR40 Diamond Ring Saw.</b> Diamond ring saw for cuts in concrete and masonry up to 300 mm deep.	300mm	13.5Kg
TK40	<b>Weka TK40 Diamond Chain Saw.</b> Diamond chain saw for cuts in concrete and masonry up to 405 mm deep.	400mm	9.8Kg

## Consaws (Cut Off Saws) – Electric Consaws

### Evolution EV RC300

Fume Free Cutting made easy, No expensive Piston replacements or fuel bills with less impact on the environment. Dust Extraction Port for use with Vacuum. Large cutting capacity for easy cutting of concrete (including reinforced), stone, brick, paving and other stone materials. Wheeled skid plate for assisted straight line cutting and allows the tool to be put down with the blade spinning. High torque electric motor delivers consistent power for effortless, accurate cutting.

Power: 230v/2400W  
Blade Diameter: 300mm/20 – 22.2mm  
Cut Dept: 100mm  
Weight: 9.5kg  
Usage: Wet and Dry

*Safe Accurate Cutting with No Fumes*



### Husqvarna K4000

Fume Free Cutting made easy, No expensive Piston replacements or fuel bills with less impact on the environment. \*Optional Dust Extraction Sledge for use with Vacuum.

Power: 110v/2200W  
Blade Diameter: 350mm/25.4mm  
Cut Dept: 125mm  
Weight: 8.5kg  
Usage: Dry / Wet



### AGP C16

Fume Free Cutting made easy, No expensive Piston replacements or fuel bills with less impact on the environment. Optional Extra Dust Extraction Sledge for use with Vacuum. Optional Extra Flush Cutting Flange System/Blade

Power: 110v/3000W  
Blade Diameter: 400mm/25.4mm  
Cut Dept: 150mm  
Weight: 9.7kg  
Usage: Dry / Wet



### AGP C18

The C18 is a 18" hand-held saw for concrete, masonry, and stone. The 3200W motor offers plenty of power for fast cutting performance and has full electronic overload and thermal protection. The 450mm blade gives a full 150mm of cutting depth.

Power: 110v/3000W  
Blade Diameter: 450mm/25.4mm  
Cut Dept: 150mm  
Weight: 9.7kg  
Usage: Dry / Wet





## Handheld Consaws (Cut Off Saws)

STIHL cut-off saws are specially designed for hard work on construction sites. Features include the outstanding cutting performance, standard long life filter system, sophisticated operating convenience, and almost legendary easy servicing by STIHL.

With the special STIHL accessories, such as the FW 20 cart, water tank or depth limiter, the powerful STIHL cut-off saws are optimally equipped for every job.



TS410/ TS420



TS480i/TS500i



TS700/TS800



TSA230



FW 20 Cart

**STIHL**

Convert STIHL consaw by attaching the FW20 Cart for accurate cutting in roads/floors for long periods

Model	Power	Ø Blade (mm)	Cut Depth	Weight
TS410	Petrol 3.2kW/4.4hp	300mm/20	105mm	9.4 kg
TS420	Petrol 3.2kW/4.4hp	350mm/20	125mm	9.6 kg
TS480i	Petrol 3.9kW/5.3hp	300mm/20	105mm	10.0kg
TS500i	Petrol 3.9kW/5.3hp	350mm/20	125mm	10.2kg
TS700	Petrol 5.0kW/6.8hp	350mm/20	125mm	11.6kg
TS800	Petrol 5.0kW/6.8hp	400mm/20	150mm	13.0kg
TS230i	Battery 36V	230mm/22.23	70mm	3.9kg

We cater for After Sales Service, Spare Parts and 2 Stroke oil Regular Servicing Prolongs Tool Life

## Handheld Consaws (Cut Off Saws)

Husqvarna power cutters are a perfect choice when you need an all-round cutter performing in tough conditions. Road works are made easy when used with the corresponding KV trolley. The trolley enables the user to fully concentrate on the cutting job.



K770 12/14



K970

We cater for After Sales Service, Spare Parts and 2 Stroke oil Regular Servicing Prolongs Tool Life



K1270

Model	Power	Ø Blade (mm)	Cut Depth	Weight
K77012	Petrol 3.7kW/4.9hp	300/20	105mm	10.0kg
K77014	Petrol 3.7kW/4.9hp	350/20	125mm	10.1kg
K970	Petrol 4.8kW/6.4hp	400/25.4	145mm	11.6kg
K1270	Petrol 5.8kW/7.8hp	400mm/25.4	145mm	13.7kg
K535i	Battery 36V	230mm/22.23	76mm	3.5kg



K535i

KV Trolley



Convert Husqvarna consaw by attaching the KV Trolley for accurate cutting in roads/floors for long period

### Husqvarna K4000 Cut and Break Saw 110v

Husqvarna's Cut-n-Break method is the natural choice when you need to cut deep but want a machine with low tool and maintenance costs. The K 4000 Cut-n-Break enables you to cut as deep as 400 mm from one side. Suitable for flush cutting close to walls and floors as well as for smaller jobs like window openings where you want to avoid overcutting at the corners. (Engine - Rated input power 2.7kW Voltage / 220-240V Frequency)

Also available in petrol models



400 mm - Blade diameter, max  
230 mm - Blade thickness, max  
Sound power level, guaranteed (LWA)

2.5 mm - Peripheral speed, max  
60 m/s / Weight 8.4kg  
**109 dB(A)** Sound pressure level at operator's ear

## Handheld Consaws (Cut Off Saws)

### ECHO CSG 7410ES 12"/14" Petrol Consaw Cut Off Saw

The ECHO CSG-7410ES consaw has the highest cutting torque in its class to achieve exceptional performance and tackle tough jobs.

The CSG-7410ES cut-off saw has the highest cutting torque in its class due to its 2.6:1 drive ratio. The drive ratio is the ratio of the wheel pulley diameter to the drive pulley diameter. The higher the ratio the more torque is developed at the wheel. This means it's easier to cut thick masonry blocks or dense concrete and less likely that the unit will get bogged down in the cut.

#### Specifications

- 73.5cm Engine displacement
- 3.2 kW Output
- 4.4 ps Output
- 10.7kg Dry Weight
- 0.700 Litres Fuel tank capacity
- 2.1 L/h Fuel Consumption at Maximum Engine Power
- CDI Ignition System
- ES-Start Decomp Start Assist System
- 350 mm/14" Applicable Blade Diameter
- 125mm/5" maximum cutting depth
- 16mm/20mm/25mm arbours as standard
- 754g/kW CO2



### CWT – 7410 Consaw Cart

To complement the hard-working ECHO CSG-7410ES Concrete cutting saw we also offer a cutting cart for those hardworking ground applications where operator fatigue or precise cutting is a consideration.

The CWT is designed specifically for use with ECHO's flagship engine cutter: the CSG-7410ES. The cart weighs in at 30kg with solid, robust construction. The water tank has a capacity of 10 litres, enough for heavy professional workloads. With a 6-step cutting depth adjuster (maximum cutting depth 120mm) and foot brake as standard

#### Specifications

- 30kg
- 10 litres water tank
- 6 position cutting depth
- Foot brake
- Robust design



## Handheld Consaws (Cut Off Saws)

The HYCON Cut-off saw is a very sturdy tool intended for cutting even under the most extreme conditions. It is completely unaffected by water and dust, and all parts run in oil. The hydraulic cut-off saw from HYCON is available in four variants 14", 16", 18" and 20".

The HYCON PREMIUM-saws are built for hard use day after day - without breakdowns.

The fact, that the saw is always working and does not require service means higher profits than with e.g., a petrol saw.

The tool automatically cuts off if the disc jams which means no injury to the operator.

All types can be used for horizontal and vertical cutting. They cut all types of concrete, steel, bricks, asphalt, etc.

### Additional features:

- Low weight for operator comfort
- Built-in water line.
- Hydraulic driven means no 2 stroke engine fume close to the operator.
- Uses standard diamond blades - keeping costs down.
- Designed for both vertical and horizontal use.
- Perfect for all work conditions - dusty and wet.
- With the lightweight cart, you can make straight cuts with ease.
- All parts run in oil - ensuring the part's long lifetime.
- High-quality Gearmotor with direct drive ensures the lowest maintenance requirements - especially compared to belt driven 2 stroke engine saws.
- For underwater operation - Contact your local HYCON dealer.



Technical Specifications	HCS14	HCS16	HCS18	HCS20
Item No	3030351	3030401	3030451	3030500
Blade Diameter (mm)	350	400	450	500
Oil Flow (lpm)	20-30	20-40	20-40	30-40
Working Pressure (bar)	120	120	120	120
Max Pressure (bar)	172	172	172	172
Weight w/o hose/blade (kg)	7.4	7.8	8.1	9.2
Cutting Depth (mm)	137	162	187	212
Noise Level LPA (db)	105	97	99	99
Noise Level LWA (db)	116	108	110	110
Vibration Level (m/s)	<2.5	<2.5	<2.5	<2.5
Peripheral Blade Cutting Speed (m/s)	47-70	41-80	36-73	43-58

Use without a Power Pack it can be powered by Hoses from an Excavator, Skid Steer or JCB and other plant with ample hydraulic flow. Please see below or search on this e-commerce site.





## Handheld Consaws (Cut Off Saws)

### HYCON Hydraulic Ring Saw HRS400 300 Max Cut Depth

With a cutting depth of 300 mm this unique tool gives you the best cutting-economy, higher efficiency - and a lot more power...!

The HYCON handheld hydraulic ring saw offers you the most overall efficient and productive 300 mm deep cutting. Imagine all the new work it will open to your business and for you to carry out at minimum cost.

All parts run in oil - no down time and service is next to nothing. The HYCON ring saw has a unique design and state of the art drive mechanism that will give you many hours of use and long-lasting wearing parts that will ensure you low operating cost. Investing in a ring saw is investing in more work because it will cut 300 mm deep compared to common petrol or hydraulic circular hand saws.

It is also investing in higher efficiency because it will cut 300 mm deep resulting in less work afterwards (e.g., a doorway) and less after work means job done faster and much cheaper!

### Technical Specification

Product Code	HCS14
Item No	3030650
Blade Diameter (mm)	400
Oil Flow (lpm)	30-40
Working Pressure Max (bar)	160
Vibration Level (3 axis) m/s	2.5
Weight w/o hose/blade (kg)	10.2
Cutting Depth (mm)	300
Noise Level LPA (db)	109
Peripheral Blade Cutting Speed m/s	37-49
Recommended Min Water Supply	41lpm/2bar



**ICS 680 ES**  
(Petrol 2 Stroke)



Available instore and online



DIY - Professional

Large Selection of  
Angle Grinders - Blades  
- Accessories instore  
and online



Accura.ie



**BOSCH**

**FLEX**

Das Original

**metabo**



## Circular Stone Cutting Saws – Portable Rail Saws

### AGP SCS7 Portable Wet/Dry Circular Stone Cutting Saw

The SCS7 Portable Wet/Dry Stone Cutting Circular Saw is precise wet cutting of all kinds of stone and masonry materials up to 55mm thick. The parallel guide ensures straight cuts. Water feed with quick-release coupling allows faster cutting and longer blade life.

The saw comes with a vacuum port that can be closed.

Product Specifications:

- Power Input: 1800W
- Voltage 110v
- Max Blade Diameter 180mm
- Max Cutting Depth 55mm
- Protection Class I with PRCD / GFCI
- Dimensions (LxWxH) 350mm x 270mm x 265mm
- Net Weight 6.7 kg (14.74Lbs)



### Rubi TC125 Portable Rail Circular Stone / Tile Cutter 110v / 220v

Smooth and precise, circular cutter, ideal for ceramic sheets. Suitable for use with natural and sintered stone, for cutting all types of ceramic sheets and tiles. Especially suitable for large tiles.

Features:

- Dry and Wet cutting
- Compatible with blades 125mm or 115mm diameter.
- Double dust reduction/control system.
- Dry and Wet cutting.
- Height adjustable cutting head, hinged from 0° to 45°.
- Cutting Length: 320cm
- Cutting Height: 20-25mm
- Mitre Height: 14-18mm
- 1250W Power - 13800 RPM - 21KG



The kit includes:

- 1 x TC-125 Circular cutter
- 3 x slim cutter guides of 110cm, each. (It is necessary to use these guides for proper functioning of the TC-125).
- 2 x Fixing suction cups.
- 2 x Clamps for additional fixing of the slim guide.
- 1 x TCR 125 Diamond blade for dry cutting (Compatible with wet cutting) of porcelain software (The TCR Disc is not suitable for 45° cutting)

Two options – saw only and full kit.

## Circular Stone Cutting Saws – Portable Rail Saws / Wall Chasers

### FLEX CS 60 Wet Rail Circular Saw 110v with 45° Mitre Ability

- Diamond stone cutter for wet cuts, mitre cuts up to 45°, with GFCI circuit breaker
- High-performance motor: extra powerful for stone cutting and joint milling
- Continuous cut depth setting from 0-60 mm, with rail guide up to 54 mm. In the mitre cut from 0-44 mm, with guide rail up to 38 mm
- Continuous angle adjustment for mitre cuts from 0-45°
- Cut marking at the base plate from 0°/30°/45° for rapid orientation

#### Includes

- 1 Segmented Diamond Blade. 1 wrench for saw blade change 359.343 1 parallel guide fence 350.613 1 carrying case L-BOXX® 238 414.093 1 case insert 436.771



### FLEX MS1706 FR Wall Chaser 110V 140mm/35mm Width

The Flex MS 1706 FR (333.816) Wall Chaser can chase two parallel slots up to 35mm deep and 30mm wide. Features of this model include soft start, overload protection and temperature monitoring.

#### Includes

- 2 Diamant jet VI-Speed cut-cutting disc 140 mm Ø (334.464) (2x)
- 1 side handle (194.034), 1 SDS-Click quick-clamp nut M 14 (253.049)
- Distance spacers (251.478) (1x), Stacking discs (318.914) (2x)
- Clamping flanges (191.612) (2x), 1 web remover (229.253)
- 1 adapter for dust extractor (327.026)
- Cable clip (252.188) (3x), 1 plastic carry case (327.034)



### Metabo 125mm Wall Chaser MFE40

Ideal for electric installations to lay cables and empty pipes under plaster with cutting depths up to 40 mm. Maximum work progress by means of powerful motor, constant speed, and two-speed high-performance gear. Electronic soft start and restart protection for safe working. LED signal informs about overload or active restart protection. Also suitable for cutting with only one diamond cutting disc. Electronic safety shutdown of the motor for safe working in case the disc stops unexpectedly.





## Floor Saws – Petrol

### Cedima 7.1B

Honda GX200 Petrol – 5.5 HP/4.1 Kw  
350/400mm Blade Options  
150mm Max Cut Depth  
Weight 62 Kg (Lightest in its class)



### Husqvarna FS400 LV

Honda GX390 Petrol 11.7 HP / 8.7 Kw  
350/450mm Blade Options  
160mm Max Cut Depth  
Weight 99 kg



### Clipper CS451

Honda GX390 Petrol 13HP  
350/450mm Blade Options  
165mm Max Cut Depth  
Weight 112 kg



### Lissmac Compact Cut 201P

Honda GX390 Petrol 13HP 11.7 HP / 8.7 Kw  
350/500mm Blade Options  
200mm Max Cut Depth  
Greater cutting depth than Clipper CS451  
Weight 112 kg



## Road Saws - Diesel

Max Cutting Depth 270mm

### Clipper CS451 D

Hatz Diesel 1B30 Single Cylinder 5.2KW / 7 HP  
Blade Min Ø 350mm / Cut Depth 125mm  
Blade Max Ø 450mm / Cut Depth 170mm  
Right Side Cut Only  
Weight 120kg  
24L Removable Water Tank



### Cedima CF-1020D

Hatz Diesel 1B40 Single Cylinder 7.3KW / 9.8 HP  
Blade Max Ø 500mm / Cut Depth 200mm  
Left / Right Side Cut Only  
Weight 142kg  
30L Removable Water Tank



### Clipper CS1 D

Hatz Diesel 1B40 Single Cylinder 7.3KW / 9.8 HP  
Blade Max Ø 500mm / Cut Depth 190mm  
Right Side Cut Only  
Weight 161kg  
70L Removable Water Tank



### Lissmac FS 20 D

Hatz Diesel 1D81Z Single Cylinder 10.1KW / 13.7HP  
Blade Max Ø 600mm STD – 700mm  
Cut Depth 220/270mm  
Left/Right Side Cut Only  
Weight 263kg  
35L Removable Water Tank

**Deepest Cut**



We can supply other makes and models. Contact a member of our Accura Team for more information by calling 01 – 6105055 or emailing [info@accura.ie](mailto:info@accura.ie)

## Diesel Road and Floor Saws

### Lissmac MultiCut 600/605- Stage 4/5 Diesel Powered Road / Floor Saws

Diesel Powered Road Saw / Floor Saw. Basic version MULTICUT 600 / 605 SG: Shift gearbox with 3 different rpm speeds – 950, 1620 and 2450 1/min, gearbox (clockwise/counter-clockwise rotation and neutral position), flange spraying system

- Hatz Diesel, 4- Cylinder -55KW
- Stage 5 Diesel Particle Filter lowest emission
- Blade Max Ø 1200mm/Cut Depth 515mm
- Left /Right side Cut- Rapid Change

#### MULTICUT 600 - Stage 4

1070kg

#### MULTICUT 605 - Stage 5

1032kg



### Lissmac MultiCut 570 - Stage 5 Diesel Powered Road/Floor Saw

Optimum power transfer with 6 high performance V-belts. Simple arrangement of the operating elements and a compact multifunctional display facilitate the easy to learn and intuitive operation. The extremely low centre of gravity ensures a precise saw cut. Lifting and lowering of the saw blade is controlled electro-hydraulically. Parking brake and operating hours counter are standard. Switchable drive with 4 settings for optimum peripheral speed of the saw blade

#### MULTICUT 570- Stage 5

Hatz Diesel, 3- Cylinder -42KW

Stage 5 Diesel Particle Filter lowest emission.

Blade Max Ø 1000mm/Cut Depth 420mm.

Left /Right side Cut- Rapid Change. 765kg



### Lissmac FS 20D 270 mm Depth – Diesel Roadsaw / Floorsaw

The compact "power package" from LISSMAC proves that floor saws do not have to be large and unwieldy: the FS 20 is not only extremely powerful and equipped with convincing technology.

- Particularly compact construction
- The hand cranked travel enables a uniform cutting rate, guaranteeing a straight saw cut, thereby extending the life of the saw blade – lower cutting costs.
- The FS 20 is also available with electric power travel, ideally suited to heavy cutting in concrete or asphalt.
- Hatz Diesel, 1D801Z Single Cylinder- 10.1 KW / 13.7 HP
- Blade Min Ø 350mm Cut Depth 125mm
- Blade Max Ø 600mm Cut Depth 220mm Or Optional Ø 700mm Depth 270mm
- Dual Side Cut
- Weight 263kg



## Electric Road and Floor Saws

### Lissmac Electric Floor Saws 3 Phase

The LISSMAC electric floor saws operate quietly and are thus particularly suitable for cutting work on and in buildings. The lowering and lifting of the saw blade are continuous by means of a threaded spindle, thus damage to the saw blade can be avoided. Easy 3 Part Dismantle.

#### COMPACTCUT 401E

400V / 16A 7.5KW  
Blade Max Ø 800mm / Cut Depth 320mm  
Left/Right Side Cut – Rapid Change  
Flush Cut  
161kg



#### COMPACTCUT 501E

400V / 32A 15 KW  
Blade Max Ø 1000mm/Cut Depth 420mm  
Left /Right side Cut- Rapid Change  
Flush Cut  
362kg



#### COMPACTCUT 601E

400V / 32A 22 KW  
Blade Max Ø 1000mm/Cut Depth 420mm  
Left /Right side Cut- Rapid Change  
Flush Cut  
374kg

## DK09 Diamond Core Drilling Machine



Available instore and online



# Main Agent for Ireland

The number one  
place in Ireland for  
ICS chainsaws and  
replacement parts!

**ICS**<sup>®</sup>



# Chainsaws

Accura Diamond Tools carries full range of ICS products: cutting systems including gas, hydraulic and powerheads, guide bars, and our patented diamond chains for concrete, utility pipe, stone, and masonry work.

Contact a member of the Accura Team for more information on the full ICS range.

## ICS Concrete Chainsaws Petrol

Moderate use in Brick, Block, Concrete, Reinforced Concrete and Stone.

Model:	695 XL/14	695 XL/16	695 XL/20
Cut Depth:	350mm / 14"	400mm / 16"	500mm / 20"
Power:	94cc	94cc	94cc
Weight:	12.5Kg	12.5Kg	12.8Kg



Model:	680 ES/12	680 ES/14
Cut Depth:	300mm / 12"	350mm / 14"
Power:	76.5cc	76.5cc
Weight:	9.5Kg	9.7kg



### Key Features & Benefits:

- Deep Cuts up to 400mm Window & Door Opes 1 Side Cut
- Plunge Cut – No Kickback
- No over cut as with Disc Cutters
- Tight Cutting Opes 75mm x 75mm
- Low vibration on listed buildings
- Conversation societies appreciate globally
- Zero Dust
- Light & Easy to Handle
- Everyday use
- Labour saving
- Reliability and Dependability
- Excellent Investment on return
- No special licence required to operate

Convert Stihl / Husqvarna to take ICS Chains other power options available  
Hydraulic / Electric Stihl / Husqvarna  
Power Head options available.

ICS Consumables available in store and online.

## AGP Concrete Chainsaw Electric

Model:	AGP CS11 110v / 220v
Cut Depth:	250 mm
Power:	3200
Weight:	8.9kg
Applications:	Heavy use in Brick, Block, Concrete, Reinforced Concrete and Stone



### Key Features & Benefits:

- Deep Cuts up to 300mm Window & Door Opes 1 Side Cut
- Plunge Cut – No Kickback
- No over cut as with Disc Cutters
- Tight Cutting Opes 75mm x 75mm
- Low vibration on listed buildings
- Conversation societies appreciate globally
- Zero Dust/Zero Fumes/Work Indoors
- Light & Easy to Handle
- Everyday use
- Labour saving
- Reliability and Dependability
- Excellent Investment on return
- No special licence required to operate

Convert saws to take ICS Chains.

No Powerpacks or Petrol required.

## STIHL GS 461 16" Concrete Chain Saw

The powerful GS 461 concrete saw from STIHL handles like a chainsaw but has the power of a cut-off machine. Ideal for cutting concrete, masonry, concrete pipes, and ductile cast iron pipes. Standing out of the crowd with its impressive cutting depth, power to weight ration and ability to cut precise corners. The special diamond saw chain transforms the engine power into a superior cutting performance.

### Standard Features

- STIHL 2-MIX Engine
- Decompression Valve
- 36 GBM Diamond Chain Saw
- Rollomatic G Guide Bar
- Water Connection
- Side Chain Tension
- Sprocket cover with water management
- Rubber Guard
- Anti-vibration system
- Long-life air filter system

1) K-factor according to DIR 2006/42/EC =  $2m / s^2$

2) Without fuel, without guide bar and diamond cutting chain

3) K-factor according to DIR 2006/42/EC = 2.5 dB (A)

### Technical data

Vibration value, right $m/s^2$ <sup>1)</sup>	4
Speed at maximum power $U_m$	9.800
Performance kW	4.3
Tank volume l	0.78
Weight kg <sup>2)</sup>	7.6
Sound pressure level dB(A) <sup>3)</sup>	105
Chain gauge	3/8"
Vibration value, left $m/s^2$ <sup>1)</sup>	4.5
Capacity cm <sup>3</sup>	76.5
STIHL saw chain type	36 GBM Diamond saw chain





# Chainsaws

## ICS 890F4 Series – Hydraulic Power Cutters

The ICS 890 Series hydraulic cutting system offers the superior strength of FORCE4® technology.

ICS concrete hydraulic power cutters let you make deeper, cleaner, and more accurate cuts, in less time.

Deeper cuts and square corners mean getting the job done with fewer steps. No more trying to match up cuts from both sides. No more impact tools that risk damage to the surrounding concrete or masonry. No more over-cutting corners.

The ICS hydraulic 890F4 offers unmatched power to cut stone, masonry, brick, block, ductile iron, cast iron and more.

### Features & Benefits

- Redesigned rear handle offers improved ergonomic cutting and greater durability
- 3 scratch resistant bubble levels for more accurate vertical and horizontal cutting
- New drive sprocket design allows for quick replacement in the field
- Universal motor across 890 series saw platforms and compatible with ICS 880 series saw
- Available with 1' and 8' hoses; ½" quick disconnects included for convenience
- New secondary water shut off valve for flow metering and water conservation



### Specifications

<b>Weight</b>	27.3 lbs (12.4 kg) with 15-inch (38 cm) bar and chain and 1' (.3 m) hose whips
<b>Bar Length</b>	Up to 25 inches (63 cm)
<b>Motor Speed</b>	6100 rpm
<b>Powerhead Dimensions</b>	23 inches (58.5 cm) length; 10.5 inches (26.5 cm) height; 9.5 inches (24 cm) width
<b>Torque</b>	122 in-lbs
<b>Horsepower</b>	11.5 hp
<b>Hydraulic Supply</b>	8 gpm (30 lpm), 2500 psi (172.5 bar)
<b>Noise Level</b>	98 dB @ 3 ft (1 m) (Sound Pressure Level); 107 dB @ 3 ft (1 m) (Sound Power Level)
<b>Vibration Level</b>	2 meters/second; 2 (front handle); 6 meters/second 2 (rear handle)
<b>Water Supply Requirement</b>	Minimum 20 psi (1.5 bar)

ICS Consumables available in store and online.

# Chainsaws

## ICS 695XL – PowerGrit Petrol Chainsaw for Cutting Ductile Pipe

The ICS 695XL PowerGrit chainsaw provides performance and portability for cutting in-ground utility pipe. This chainsaw will change the way you approach and cut piping.

**Deepest, Most Versatile Petrol Saw** - The new 695XL features include an easy to start engine with higher energy ignition system and durable, long-lasting components including a new muffler, carburettor, and piston & cylinder.

ProForce and PowerGrit series diamond chains. Based on the best-selling 695 saw platform, the 695XL is the highest horsepower ICS petrol saw for frequent use by general construction, utility contractors and concrete professionals.



### Features & Benefits

- Use on concrete, stone, masonry, ductile iron pipe, cast iron pipe and more
- Most versatile petrol-powered saw
- New piston and cylinder lowers engine temperature
- Better operator control
- Longer life muffler with reinforced internal baffle
- Easy-to-start with higher energy ignition system
- New easy-to-tune carburettor

PowerGrit XL has larger diamonds and more aggressive grinding action which equate to improved cutting performance in ductile and cast-iron pipes with faster cutting speed in plastic pipe applications.

<b>Engine Type</b>	2 Stroke - Air Cooled
<b>Displacement</b>	94cc (5.7 cu-in)
<b>Horsepower</b>	4.8kW (6.4 hp) @ 9000 rpm
<b>Torque</b>	5.7 Nm (50.4 in-lbs) @ 7200 rpm
<b>Engine Speed</b>	9,300 +/- 150 rpm (max)/2,700 +/- 100 rpm (idle)
<b>Chain Speed @ Max Power</b>	28 m/s (5500 ft /min)
<b>Weight</b>	9.5 kg (21 lbs) powerhead only
<b>Dimensions</b>	46cm (18") L x 36cm (14") H x 30cm (12") W



## Wet Saws

### Raimondi BOLT Wet Bridge Tile Saw (Porcelain Tile Saw)

This new Bolt wet tile saw adopts technologies and components developed by Raimondi and combines the best into a quality and highly competitive saw on today market. Widely used by Professional Tilers and Pro Landscapers. Raimondi Bolt Electric Tile Saw uses Blades of 250mm.



### Raimondi PIKUS Bridge Wet Saw Machines

The Raimondi Pikus Advanced Wet Saw Machines is suitable for cutting all types of tiles and slab up with a maximum cut length of 85cm, 105cm 130cm. It will cut up 80mm on a single pass and is well equipped to cut 20mm thick porcelain. This is the 115V machine for site use, we also sell the 230V model. The PIKUS uses a 250mm diamond disc.



### Raimondi ZOE Bridge Wet Saw Machines

The Raimondi Zoe Advanced Tile Wet Saw Machine is suitable for cutting all types of tiles and slab up with a maximum cut length of 85cm to 150cm. The Raimondi Zoe Bridge Wet Saw Machine is suitable for cutting granite, marble, porcelain, single and double fired tiles, bricks, cement, etc. This wet cutter has an adjustable cutting depth and a tilting motor assembly for bevel cuts between 0 and 45° and a maximum length of cut of 85cm to 150cm.



	Max Length	Max Depth	Motor Power	Blade
<b>Bolt 90</b>	90cm (35 1/2")	55 mm (2 1/8") with Ø250 mm (10") disc	1,5 HP – 1,1kW	Ø 250 mm (10") - standard
<b>Bolt 120</b>	120cm (47 3/4")			
<b>Bolt 150</b>	150cm (59")			
<b>Pikus 85</b>	85cm (33 1/2")	80 mm (3 1/8") with Ø250 mm (10") disc	1,5 HP – 1,1kW	Ø 250 mm (10") – standard
<b>Pikus 105</b>	105cm (41 3/8")			
<b>Pikus 130</b>	130cm (51 1/8")			
<b>Zoe 85</b>	85cm (33 1/2")	80 mm (3 1/8") with Ø300 mm (12") disc	3 HP – 2,2kW 2,2 HP – 1,65 kW (110 V 60 HZ / 110 V 50 Hz)	300mm (12") – standard 350mm (14")
<b>Zoe 105</b>	105cm (41 3/8")			
<b>Zoe 130</b>	130cm (51 1/8")			
<b>Zoe 150</b>	150cm (61")			

Larger bed saws and other configurations are available – contact a member of the AccurA team to find out more by calling 01 6105055 or email [info@accura.ie](mailto:info@accura.ie)

# Wet Saws



## Battipav VIP 2110 Wet Tile Saw

1100mm Wet Saw Rail/Bridge Saw for Stone, Porcelain & Concrete Paving and Tile Slabs. Electrical radial tile saws for straight and 45° angle cuts on single-double fired ceramic, porcelain gres. Light and compact, it is equipped with sliding head and tilting engine.



## Battipav Class Plus 1300S Wet Saw

1300mm Wet Saw Rail/Bridge Saw for Stone, Porcelain & Concrete paving, and Tile Slabs. Battipav CLASS PLUS is a radial tile cutter ideal for straight and 45° angle cuts on porcelain stoneware, tiles, and marble. New design with vanguard technical innovation. It is built to work with diamond disks Ø250 mm.

This saw is a preferred choice for Hire shops and Specialist contractors



Specifications	VIP	Class Plus	Prime
MAX CUTTING LENGTH	1100 mm	1160 mm	615 mm
SIZE TILE FOR DIAGONAL CUTTING	775x775 mm	820X820 mm	435 x 435 mm
MAX CUTTING THICKNESS	40 mm	65 mm	275 mm
MAX CUTTING DEPTH FOR 45° (JOLLY) CUT	40 mm	53 mm	180 mm
WATER TANK CAPACITY	40 litres	Min. 22 / Max. 28 litres	Min.23 / Max.36 litres
BLADE DIAMETER	200 mm	250 mm	700 mm
TOOL HOLE Spindle	25,4 mm	25,4 mm	25,4 mm
POWER ENGINE	1,3Hp / 1,0Kw	1,8Hp / 1,4Kw	5,5Hp/4Kw, 8A
ROTATION SPEED	2800rpm	2800rpm	1400/1700rpm
ENGINE TYPE	SINGLE-PHASE 30V~50Hz	SINGLE-PHASE 30V~50Hz	THREE-PHASE 400V~50/60Hz

## Battipav Prime 700 Wet Saw

PRIME 700 is a bridge saw ideal for the building sector. New design with vanguard technical innovation, strong and precise, it is suitable for cutting brick blocks, natural stones, proton, concrete blocks. It makes cuts moving forward manually the engine group. It is built to work with diamond disks Ø700.

Larger bed saws and other configurations are available. Contact a member of the Accura team to find out more by calling 01 6105055 or email [info@accura.ie](mailto:info@accura.ie)





### Rubi DC 250 1200 – 1200mm Wet Bridge Tile Saw

The RUBI DC-250 saw range of electric tile cutters is formed by machines with mobile heads offering the professional tile fixer the maximum functionality, reliability, and precision in their work. The DC-250 saw is ideal for intensive cutting of glazed and stoneware tiles, as well as for porcelain tiles cutting or occasional cutting of natural stone. Available in two sizes: DC-250 850 with a cutting length capacity of 980mm and DC-250 1200 with a cutting length capacity of 1205mm



### Rubi DCX250 1250 – Wet Bridge Tile Saw

RUBI's DCX-250 Xpert range of professional cutters are designed for the intensive cutting of porcelain stoneware tiles (BIa), and any other type of tile (BIIIa / BIIB / BIIB / BIIB / A1b), while allowing the occasional cutting of natural stone.

Power Electric 110v/230v

Blade Diameter 250mm / 10"

Cut Length 1920 x 740 x 1300 mm / Cut Depth 60 - 90 mm



### Rubi DX 350 1300 – Wet Bridge Tile Saw

The DX-350 N LASER&LEVEL is an electric cutter with a mobile head, equipped with a plunge effect to give professionals great versatility in cuts. It is ideal for cutting all types of ceramic tile and building materials such as marble, granite, bricks, facing, and refractories.

Power Electric 110v /220V.

Blade Diameter 300/350mm

Cut Length 1485mm / Cut Depth 105-220mm/45° Cut

Max cut length: 1485mm. Will cut a 1050 x 1050mm tile diagonally.



Larger bed saws and other configurations are available. Contact a member of the AccurA team to find out more by calling 01 6105055 or email [info@accura.ie](mailto:info@accura.ie)



### IMER Combi 250VA – 600 Wet saw 110v

The Combi 250 VA cuts a maximum length of 600mm and comes with a 250mm continuous diamond blade and a folding stand so it can be used on a bench or with the stand for ease of use. The electric water pump keeps the blade cooled and dust is eliminated by this method. It is ideal for cutting ceramic, stone materials, bricks, and stone. Lightweight, and compact, it ensures maximum cutting precision thanks to its user-friendly structure and the accessories that come with it. It offers high cutting capacity: the blade is suitable for all types of material to be cut. Cuts (90°) vertically to the support surface or cuts in tilted position between 90° and 45° (depth adjustment is maintained in all positions). Side cutting surface optional to extend cutting, maintaining stability, due to a bracket bolted onto the stand. Optional Diamond blade to cut masonry can be supplied if required.

- Blade/bore diameter  $\varnothing$  mm 250/25.4
- Cutting length mm 760/660 (with/without plunging blade)
- Cutting depth 1 pass mm 66
- Cutting depth 2 passes mm 105
- Cutting surface dimensions mm 500x850
- Motor power 110V/50HZ/absorption kW/A 1.1/15.4
- Motor speed rpm 2800



### IMER Combi 250VA – 1000 Wet saw 110v

The Combi 250 VA cuts a maximum length of 1000mm and comes with a 250mm continuous diamond blade and a folding stand so it can be used on a bench or with the stand for ease of use. It also has 2 wheels for ease of movement when on a larger area to be tiled. The electric water pump keeps the blade cooled and dust is eliminated by this method. It also has a laser site for making a clear line along the full length of the bed. For a quality cut even on large tiles: 300x600 mm, 900x900 mm and over. It offers high cutting capacity: the blade is suitable for all types of material to be cut. Cuts (90°) vertically to the support surface or cuts in tilted position between 90° and 45° (depth adjustment is maintained in all positions). Side cutting surface optional to extend cutting, maintaining stability, due to a bracket bolted onto the stand. Optional Diamond blade to cut masonry can be supplied if required.

- Blade/bore diameter  $\varnothing$  mm: 250/25.4
- Cutting length mm: 1000/1100 longitudinal/with plunging blade 2 passes
- Cutting depth 1 pass: 66mm
- Cutting depth 2 passes: 105mm
- Cutting surface dimensions: 500 x 1115mm
- Motor power 110V/50HZ/absorption: 1.1/15.4 kW/A
- Motor speed: 2800 rpm



Larger bed saws and other configurations are available. Contact a member of the AccurA team to find out more by calling 01 6105055 or email [info@accura.ie](mailto:info@accura.ie)

## Wet Saws

### Battipav EGO 80 Plus Brick, Block & Tile Saw 90°-45° Cutting

Battipav EGO PLUS is a masonry saw ideal for the building sector. It makes cuts by pushing the sliding worktable or tilting the cutting head. It is designed to work with Ø300 or Ø350mm diamond blades for straight and 45° angle cuts of bricks, stones, concrete-blocks, granite, marble, natural stones, and porcelain. Minimum 5kva continuous rated Transformer required.

#### Features

- Single phase engine 110V & 230V 50Hz 3Hp/2,2 Kw with thermal and amper metrical protection
- Switch with release coil
- Overheat protection with manual reset
- Sliding working table and tilting cutting head
- Wheels
- Adjustable goniometer fence
- Water recycling pump type S0
- Water cooled
- Diamond blade not included
- Three phase engines available upon request



MAX CUTTING LENGTH	800 mm	BLADE DIAMETER	350 / 300 mm
SIZE TILE FOR DIAGONAL CUTTING	410x410mm	TOOL HOLE Spindle	25,4 mm
MAX CUTTING THICKNESS	110 mm	POWER ENGINE	1,3Hp / 1,0Kw
MAX CUTTING DEPTH FOR 45° (JOLLY) CUT	80 mm	ROTATION SPEED	2800rpm
WATER TANK CAPACITY	40 litres	ENGINE TYPE	SINGLE-PHASE 230V~50Hz

### Lissmac DTS 401 – 110v / 220v Brick/Masonry Wet Table Saw

The LISSMAC guidance system, made of rust-free stainless-steel rollers and stainless-steel rails with plastic sliding bearings, is extremely long-lasting and guarantees precise saw table guidance with very low dirt accumulation

- Power Electric 220v/110v/2.2Kw
- Blade Diameter 350-400mm/25.4 Arbor
- Cut Length 750mm / Cut Depth 135mm/Mitre 45° Cut



### Lissmac DTS600 – Block / Brick / Masonry Saw – 3 Phase

Table saw with stationary cutting head. High quality maintenance-free design. Welded steel construction and powder-coated water tank with exact table support for precise stone cuts. For sawing larger bricks, clinkers, and other building materials.

Power Electric 3 Phase 3.6Kw  
 Blade Diameter 450-600mm/25.4mm Arbor  
 Cut Length 800mm / Cut Depth 220mm

## Wet Saws

### Specialist Concrete / Block Saws – Lissmac DTS 420-N / DTS 420-PE/N

For sawing larger bricks, clinkers, and other building materials. The diamond masonry saws of the DTS 420 design series are characterised by their compact and vertical design which is ideal for use on masonry working platforms (MAB) and in restricted space conditions. LISSMAC developed the DTS 420 in the PE version with integrated roller table specifically for processing level elements and large blocks.

#### Lissmac DTS 420-N

Power: 3 Phase/7.5kW/400V  
Blade Diameter: 900/1000mm  
Cutting Depth: 370/420mm  
Cutting Length: 650mm  
Saw Table width: 820mm

#### Lissmac DTS 420-PE/N

Power: 3 Phase/7.5kW/400V  
Blade Diameter: 900/1000mm  
Cutting Depth: 370/420mm  
Cutting Length: 650mm  
Saw Table width: 1040mm



## BARON Forced Action Pan Mixers

80 Litres-300 Litres





## Masonry Saws



### Husqvarna TS400F 16" Masonry Saw with Blade – 110V Electric

TS 400 F is an efficient universal masonry saw with high cutting capacity for all kinds of bricks and building blocks. With this table saw you get a maximum cutting depth of 125 mm in one pass or up to 230 mm by step cutting.

With a sturdy metal frame and integrated conveyor rails, the TS400 is built for everyday challenges. Lightweight legs fold away to reveal a set of 4 transport wheels. The included water pump enables wet cutting, or you have the option to cut dry. The TS400 is supplied complete with a genuine Husqvarna 400mm Elite Cut GS50 diamond blade.

### Norton Clipper CM50114-20-inch Masonry Saw

The CLIPPER CM501 is a highly performing and robust masonry saw with a modern design. This saw is a firm favourite with Brick manufacturing and Brick Specials Companies and Hire Stores, ideal for executing all brick and d block such as Dog Legs and Arch Construction.



#### Petrol Specifications

<b>Engine</b>	6.5Hp Honda Petrol
<b>Maximum Cutting Length</b>	500mm
<b>Blade Capacity</b>	500mm
<b>Maximum Cutting Depth</b>	195mm

#### Electric Specifications

<b>Voltage</b>	110V Electric	415V Electric	230V Electric
<b>Fuse/Generator</b>	28A/10KVA	16A/10KVA	28A/10KVA
<b>Motor Size</b>	2.2kW/3.0HP	4.0kW/5.5HP	2.2kW/3.0HP
<b>Maximum Cutting Length</b>	500mm	500mm	500mm
<b>Blade Capacity</b>	500mm	500mm	500mm
<b>Maximum Cutting Depth</b>	195mm	195mm	195mm

### JMS K900 Jumbo Mobile Saw – 3 Phase – Block / Brick Saw

The Jumbo 900 block saw is an easily manoeuvrable saws deigned to facilitate the cutting of large manageable pieces of natural stone and similarly sized masonry/building materials, concrete products.

#### *JMS K900 Jumbo Mobile Saw*

Power Electric 3 Phase 7.5Kw  
 Blade Diameter 900mm/60mm Arbor  
 Cut Length 1000mm / Cut Depth 370mm  
 Weight 360kg  
 Colour Choice for Corporate identity.

*\*\*Cut Multiple Blocks in one pass at a time at various angles*



# Masonry Saws

## Norton Clipper CM401 16/20-inch Masonry Saw

**Norton Clipper CM401 Masonry Saw** is a market-leading masonry saw with high performance for cutting small and medium-sized materials. It is a robust and highly versatile machine with a modern design, suitable for cutting a wide variety of materials such as brick, blocks, concrete, natural stone, roof tiles, masonry materials and more.



	CM401 230v	CM401 415v	CM401 Honda
Power Type	Electric	Electric	Petrol
Voltage	230	415	---
Motor Size (kW)	2.2	2.2	3
Max. Cutting Depth (mm)	150	150	150
Max. Cutting Length (mm)	600	600	600
Blade Capacity (mm)	400	400	400

Tip 1

## Crete Beater

is a non-toxic, non-corrosive, environmentally friendly liquid for removing concrete and cement from tools, equipment, machinery, and other surfaces.



Step 1

### APPLY



Apply CreteBeater® as a foam.

Make sure the surface is covered and saturated.

Step 2

### LEAVE



Leave CreteBeater® to infuse for **20 to 30 minutes**.

In severe cases apply another layer.

Step 3

### RINSE



Rinse off using a pressure washer water and brush for detailing.

## WHAT OUR CUSTOMERS SAY

*"The lads expertise and knowledge on all blades and machinery is very vast, will definitely call again, great deals to be had."*  
(A.McCormack)

*"Accura have been a constant source of expertise and professionalism in all Greenlight Facilities dealings with them. Brian is the consummate professional and has his excellent team the same way. I have no doubt we will continue to do business with Accura Diamond Tools for many years to come"* (Greenlight facilities Limited)

*"I needed to cut a piece of granite for my fireplace, and it was becoming a problem I rang some stone cutters, but they were not interested, and it was not possible to hire the equipment, I rang Gary and he sold me a five-inch diamond disc which cut the granite with ease Gary and Brian were great people to deal with."* (W. Tynan)

*"Brian and his team are the passionate experts in blades for cutting all types of stone. Great advice . Highly recommend."* (J Conheady)

*"I needed advice on the right tools for a job and the lads here went out of their way to look after me. I got the right tools for the job, at a good price, excellent quality, and very professional and friendly service. All the staff is knowledgeable and eager to help. I would highly recommend Accura, thanks, lads."* (S. Sheridan)



Source: Google Reviews



# Dust Suppression & Extraction





## Pressurised Water Bottles

Pressurised water bottles are used with power tools that water to suppress dust. Also used to create slurry which aids cutting and drilling applications. Avoid serious lung diseases and associated illness by using water when cutting and drilling Concrete, Stone, and Cementitious Material. Manufactured in Germany.



### PROFI 10Ltr Pressurised Water Bottle - Dust Suppression Tank Plastic

Composition is heavy duty plastic.



### MESTO FERROX 10Ltr Pressurised Water Bottle – Dust Suppression Tank Metal

Composition is steel making this puncture proof from tooling and hardcore commonly found on sites. (Puncture Proof)

## ROT – SP15 15/SP40 Litre Portable Water Tanks – Battery Operated

When water is not readily available, this fully portable, cordless, rechargeable water supply is the solution. Able to hold 15 litres of water, this supply system is equipped with a high flow diaphragm pump that offers 3 litres per minute at 2.5 bar - enough flow and pressure to operate any ICS saw.

The system comes equipped with an on-board charging system that will operate from a standard 240v/50Hz circuit and includes oversized inflatable tires and a quick-connect garden hose fitting. Can also be used with Consaws, Core Drills and other tools which need a good flow of water where no direct feed is available from mains.

### Features and Benefits

- Holds up to 15 or 40 litres
- Cordless
- Easy to transport
- On-board charging system
- All In One Construction very robust
- Wide Solid Tyres
- Waterproof Controls
- No Manual Pumping

### 15 Litres Technical Specifications

- 15 Litres Capacity
- Dimensions: 75x 31 x 35cm
- Weight empty with Battery 3.6Kg
- Battery Life: +/- 7 Hrs
- Charge Time +/- 2.5 Hrs
- 3.4 Bar Pressure with adjustable Flow in 2 Positions
- Max Flow 3 Litres per Minute

### 40 Litres Technical Specifications

- 40 Litres Capacity
- Dimensions: 105 x 41 x 38cm
- Weight empty with Battery 11Kg
- Battery Life: +/- 5 Hrs
- Charge Time +/- 2.5 Hrs
- 4.8 Bar Pressure with adjustable Flow in 2 Positions
- Max Flow 5 Litres per Minute



SP15 – 15 Litre Portable Water Tank



SP40 – 40 Litre Portable Water Tank

# Vacuums

## Acc/Vac WD – Wet / Dry Industrial Vacuums

Two sizes available – 30 Litres and 90 Litres

The AccVac series of vacuums come in two options 30 Litres and 90 Litres. These vacuums are favoured by the Contractors and Hire Companies who want something robust and economical to replace over a period of working time. These vacuums come complete with strong Heavy-Duty Plastic. they boast a strong motor designed for taking up heavy slurry and concrete dust and particles. Move easily on portable wheels. ideal for use in confined spaces such as stairwells the ACC Vac WD 45 single 1000w motor proves its worth, whereas the ACC Vac WD 90 is favoured for the larger projects with its twin 1000w motor making easy work of daily dirty dusty tasks.

**Both Vacuums come with Wand Pole, Hose, and accessory heads.**



## StarMix I – Pulse Wet/Dry 35L

StarMix I-Pulse Wet/Dry Vacuum is ideal for the contractor who is looking for a compact vacuum with maximum suction power. This vacuum is favoured by those working with very fine dry cementitious dust associated with cutting and grinding wall chasing and surface preparation. Extreme durability, highly effective automatic filter cleaning and 110v power take off for tools up to 2200W\* puts this compact high-performance vacuum to the top of its class.

- Low maintenance and easy filter change
- Power tool socket activates an automatic on/off & overrun.
- i-Pulse continuous filter cleaning always ensures high performance
- Twin Polyester filters for wet & dry use, provide a huge 8,600 cm<sup>2</sup> total area.
- 5m hose & adaptor (other accessories available)



## MaxVac Dura DV-35 Litre Wet Dry Vacuum (Impact Durable)

The **MaxVac Dura DV-35-HBA** is a single motor vacuum. It has up to 2000-watt power take off with auto run and filter clean. The vacuum has wet and dry capability and with a 35-litre drum it is useful in many scenarios. The vacuum has a manual filter clean button as well as it is cleaning automatically during work time. The vacuum is fitted with metal castors with non-mark wheels meaning it can be used on a variety of surfaces. The drum is extremely durable and can withstand the toughest of treatment, the motor housing is also built to last and can withstand impact.



## MaxVac DV-80-MB 110V 80 Litres M Class Wet/Dry Twin Motor Vacuum

The MaxVac Dura DV-80-MB is a certified M-Class twin motor vacuum. The vacuum has wet and dry capability and with an 80ltr drum it is useful in many scenarios.

The vacuum is fitted with metal castors with non-mark wheels meaning it can be used on a variety of surfaces. The drum is extremely durable and can withstand the toughest of treatment, the motor housing is also built to last and can withstand impact. In stock and Available in 110v while 240v options is a special order



### Accessories Included:

2.5m Anti-Static Hose	4m Anti-Static Tool Hose	Two Piece Wand
Floor Bar Holder	Dry Brush Insert	Wet Rubber Insert
Dry Carpet Insert	Round Brush Head	Wet / Dry Filter
Filter Bag	Corner Crevice Tool	Tool Adaptor
Cable Clips	Available in H-Class, M-Class, L-Class	

### Metabo ASR 36-18 BL 25M SC Cordless Vacuum Cleaner

- Powerful cordless wet/dry vacuum cleaner with cordless control function for intelligent extraction without cable connection
- Cordless Control: the vacuum cleaner starts/stops automatically when the cordless tool from Metabo or other brands, which is connected to the hose, is switched on shutting down
- Manual starting of the vacuum cleaner is also possible with the remote button at the coupling bush of the hose
- High suction power comparable to a mains-powered vacuum cleaner thanks to the energy of two 18 V or alternatively one 36V battery pack
- Filter Surface Area: 8600 cm<sup>2</sup>
- Suction Hose Diameter: 35mm
- Hose Length: 4m
- Capacity 25L



### SPE VAC 380L Dry

Only available in Ireland via AccurA Diamond Tools.

The **SPE 380** model is a single-phase industrial vacuum cleaner with 3 collector motors, suitable to safely operate in any environment or application where there are large quantities of dust to be vacuumed, thanks to the use of 3 class H filters in series and the fully automatic cleaning system of the filter.

- 3 collector motors
- HEPA 99,995% Dust Free Particles 0,3 µm Cleaning cycle every 3 min for 15 seconds
- Vibration cleaning cycle
- Container or LongoPac
- Low Maintenance

This model is equipped with the SPE Auto Clean system ensure a constant suction, independently ensuring the cleanliness of the filters without any intervention from the operator and without interrupting the vacuum cleaning process. The LONGOPAC® system is a special continuous bag consisting of a very resistant plastic tube that is 20 metres long placed under the collecting hopper.



Our dust suppression systems are updated on a regular basis so if you don't see what you are looking for or have some questions, please contact the AccurA Team for assistance by calling on 01 6105055 or email [info@AccurA.ie](mailto:info@AccurA.ie).

## MasterVac M220 Endless Bag 2 Motor Industrial Vacuum

M22 is the ultimate compact unit for surface preparation machines and general construction cleaning applications.

### Applications

- Perfect partner for smaller surface preparation equipment such as SPE BEF200 scarifier, hand grinders and SPE single head grinders and Twin Headed DFG400
- Also ideal for use with many other smaller types of construction equipment with options for dust extraction
- General cleaning of fine construction dust and many other industries

### Features

- 100% steel construction for long service life
- Two motors - Complete with 40mm tool kit
- Class M primary filter with optional HEPA filter
- Filter shaker mechanism for ensuring optimum performance and long service
- Low noise level
- Longopac™ or bin type options available

### Specifications:

Voltage	110v	Capacity (litres)	Endless
Vacuum Rate (mm.H2O)	2500	Dimensions	53 x 56 x 130
Noise level (Db(A))	75	Weight	35
Output Power (Hp - kW)	3.1 - 2.3	Filter Type	Class M
Type of Filter (material)	Cartridge	Single phase motors (N)	2



## MasterVac M450 Endless Bag 3 Motor Industrial Vacuum

The M4500 single phase Industrial Vacuum is a fantastic dust collector, it is the perfect partner for our smaller range of single-phase grinders and scarifiers. Available with the Longopac™ system for dust collection into disposable plastic bags or a portable bin in the M45 is the ultimate compact unit for surface preparation machines and general construction cleaning applications.

### Applications

- Perfect partner for smaller surface preparation equipment such as SPE BEF200 scarifier, hand grinders and SPE single head grinders and Twin Headed DFG400
- Also ideal for use with many other smaller types of construction equipment with options for dust extraction
- General cleaning of fine construction dust and many other industries

### Features

- 100% Steel Construction
- 60 litre capacity for collection of dust and liquids
- Filter cleaning mechanism with vacuum gauge to ensure optimum performance
- Three single phase motors for performance and usability
- Class M primary filter with optional HEPA filter
- Detachable bin with option to use disposable bags

### Specifications:

Voltage	110v	Capacity (litres)	60
Vacuum Rate (mm.H2O)	2500	Dimensions	580 x 600
Noise level (Db(A))	76	Weight	35
Output Power (Hp - kW)	4-3	Filter Type	Class M
Type of Filter (material)	Type M	Single phase motors (N)	3





# Air Purifier

**Air Purifier – Air Scrubber MaxVax Medi25MV – MD25-230**  
*As part of our active campaigns, Knowledge and Experience against Building Site and Power Tool generated dangerous dusts we are extending our product offering and line up in our Air Purification Systems to the Industrial and Public/Private Sectors.*

**AIR PURIFIER FOR OFFICES, HOSPITALS PUBLIC SPACES WITH 2,000m/h AIRFLOW MAXVAC Dust blockers** are well proven high performance air cleaners that use advanced HEPA filtration to remove 99.995% of airborne dust. The new MEDI range incorporates proven UV-C (Ultraviolet) Sterilisation Technology to kill or inactivate bacteria by disrupting their DNA. to help prevent the spread of infectious diseases and viruses. These units are entirely safe for use in occupied areas as all UV-C rays are completely concealed.

Suitable for indoor area where there could be nasty airborne micro-organisms such as bacteria, viruses including Covid-19, parasites, fungi, dust mites' spores, and render them unable to reproduce.

The MEDI range has been developed for public spaces such as:

Hospitals	Care Homes	Pharmacies
Colleges	Schools	Clinics
Laboratories	Offices	Public Spaces



<p><b>G4 Filter</b> The G4 filter purifies the air up to 90%. All dust particles 5 µm or larger are removed here.</p>	<p><b>HEPA Filter</b> The HEPA filter removes up to 99.995% of micro particles larger than 0.01 µm.</p>
<p><b>Carbon Filter</b> The carbon filter removes pollutants, VOCs, and unpleasant odours from the air. These are gaseous substances that mechanical filters G4 and H13 HEPA filters cannot remove.</p>	<p><b>UV-C Sterilizer</b> Powerful 100% concealed ozone-free UV-C lamps deliver killer rays to destroy viruses &amp; bacteria by disrupting their DNA and help prevent the spread of virus and infectious diseases but does not replace the need to take other precautions.</p>

These powerful air cleaners are designed to run 24 / 7 to purify the air and create a healthy living environment, but they do not displace the need for essential sanitising and disinfecting of surfaces.

<p><b>Advantages of the MEDI 25:</b></p> <ul style="list-style-type: none"> <li>• Huge Air Filtration Volume from 500 - 2000m3/hr</li> <li>• Purifies and disinfects the air up to 99.999%</li> <li>• Destroys bacteria and virus DNA</li> <li>• Intelligent filter monitoring</li> <li>• Reduces spread of bacteria, viruses &amp; germs</li> <li>• Positive effect on your health</li> <li>• Can help remove Inhalation allergies</li> <li>• 100% Safe use of UV-C as ISO 15858</li> <li>• Compact high performance mobile units</li> <li>• Filters are tested to: ISO 16890 -1:2016 / EN1822-1:2019</li> </ul>	<p><b>Technical Specifications</b></p> <ul style="list-style-type: none"> <li>• Airflow (incl. filters) 500 - 2'000 m3/h</li> <li>• Dimensions: 650 x 550 x 1150 mm</li> <li>• Filter Type: G4 / HEPA H13 / Carbon / UV-C</li> <li>• Noise Level: 30 - 67 dB</li> <li>• Power:361 W</li> <li>• Room Size:100 - 400m3</li> <li>• Voltage:230 Volt</li> <li>• Weight: 56 Kg</li> <li>• Warranty:24 Months</li> </ul>
---	--

## Crystalline Silica Dust Information

Crystalline silica is widely found in nature. Occupational exposure to crystalline silica dust occurs in many industries including: quarrying, mining, mineral processing (e.g., drying, grinding, bagging, and handling) slate working, stone crushing and dressing, foundry work, brick and tile making, some refractory processes, construction, and demolition work, including work with stone, concrete, brick, and some insulation boards, tunnelling, building restoration, pottery, and ceramic industries. Basically, where concrete, stone or sand-based materials are used, there is a potential for exposure to crystalline silica dust.



### Routes of Exposure

**Inhalation** is the primary route of exposure to crystalline silica dust. For any kind of dust, there are different particle sizes. When dust is inhaled, its point of deposition within the respiratory system is very much dependent upon the range of particle sizes present in the dust. It is the respirable (smallest particle size) fraction of crystalline silica dust, which is of critical concern for its health effects, since these can penetrate deep into the lung.

### Relevant Legislation

The respirable fraction of the dust is invisibly fine and the OELV for Respirable Crystalline Silica (RCS) is 0.1mg/m<sup>3</sup> averaged over 8 hours, as set down in the HSA Chemical Agents Code of Practice under the Safety, Health, and Welfare at Work (Chemical Agents) Regulations 2001. A risk assessment under these regulations is required where exposures to RCS can occur. The Safety, Health, and Welfare at Work (General Application) (Amendment) Regulations 2016 S.I. No. 36 of 2016 contains a Prohibition on silica – Regulation 128 “An employer shall ensure that no sand or other substance containing free silica is introduced as an abrasive into any blasting apparatus.

### Health Effects

Inhalation of fine dust containing crystalline silica can cause lung damage (silicosis), which in severe cases can be disabling, or even fatal. Silicosis is irreversible and treatment options are limited.

Workers may develop any of three types of silicosis, depending on the concentration of airborne silica:

- Chronic silicosis, which usually occurs after ten or more years of exposure to crystalline silica at relatively low concentrations.
- Accelerated silicosis, which results from exposure to high concentrations of crystalline silica and develops five to ten years after the initial exposure.
- Acute silicosis, which occurs where exposure concentrations are the highest and can cause symptoms to develop within a few weeks to four or five years after the initial exposure.

***Workers exposed to RCS are at increased risk of developing lung cancer.***



# Crystalline Silica Dust Information

## Recommended Control Measures

- The first step to controlling any identified chemical hazard such as crystalline silica is to carry out a Risk Assessment.
- Seek to substitute the silica containing material with a suitable alternative if possible.
- Use safe systems of work such as wet methods for dust removal/suppression.
- Engineering controls such as Local Exhaust Ventilation (LEV) or containment measures should be used where appropriate.
- Wear suitable PPE such as coveralls and appropriate gloves.
- Respiratory Protective Equipment (RPE) should either be a FFP3 disposable respirator or a P3 particulate filter fitted to a half or full-face mask to provide effective protection and be CE marked. All PPE should fit the employee correctly.
- Any RPE worn should be properly fit tested.

## Key Points

Always assume that exposure is likely to occur and protect according to the level of risk identified from risk assessment.

- Prepare written risk assessments (required by law) highlighting the key hazards, risks, and controls in place.
- Use safe systems of work to reduce exposure based on the risk assessment.
- Use dust suppression techniques during work. Use of engineering controls such as local exhaust ventilation to control exposure can be very effective.
- Use and store personal protective equipment according to instructions to reduce exposure.<sup>116</sup>

## Health Advice

*There are preventative measures that can be taken by the employee or the employer such as:*

- Make respiratory health surveillance available for all relevant employees, e.g., lung function tests.
- It is important to seek medical advice if there are persistent symptoms and report these to your employer.

## Further information:

The Health and Safety Authority's website [www.hsa.ie](http://www.hsa.ie) (search for chemical agents).

Contact the Health and Safety Authority at [wcu@hsa.ie](mailto:wcu@hsa.ie) or LoCall 1890 289 389.

See EU guidance (2016) on RCS at <https://osha.europa.eu>





# Mixers





## Mixers – handheld

### Vitrex MIX1400IND Power Mixer 1400W 230V 2 Speed

Vitrex Power Mixer 1400W 230V MIX1400IND. Our lowest cost mixer but by no means cheap!!! The Vitrex MIX1400 Power Mixer is ideal for mixing cement, plaster, grout, adhesives, fillers, paint plus other mortars for construction. The mixer is lightweight for comfortable handling and carrying and has 2 gears for high performance. The speed is electronically controlled and is lockable for continuous operation.

#### Specification

- Mixing Paddle: 140mm, M14 Thread.
- Voltage: 230 / Input Power: 1,400 Watt.
- No Load Speed: 300-700/min.
- Weight: 7.5kg.



### Rubmix 9 Paddle Mixer 1200-Watt 110v/220v

The RUBIMIX-9 N is an electric mixer noted for its versatility. By simply changing the mixing paddle, the RUBIMIX-9 N is perfectly suited to mixing cement adhesives, resins, paints, and other materials. Its double grip with bi-material handles has improved ergonomics and provided a greater user comfort.

- Safety lock to prevent unexpected start.
- New and improved handle. Comfort and stability.
- 2 speed gearbox and progressive switch (R.P.M. regulation) to optimize the mixing of each material.
- Quick and easy to change the brushes. High comfort



### Rubmix 16 Mixer – 1600-Watt 110v / 220v Paddle Mixer

RUBIMIX-16 ERGOMAX electric mixer is the best example of innovation and ergonomics together in one single product. With the RUBIMIX-16 ERGOMAX, RUBI has introduced the first electric mixer with adjustable height handle onto the market. For cementitious adhesives, resins, paints, and other materials.

- Electric mixer mortar powerful 1600 W.
- Double insulation. Progressive switch (R.P.M. regulation).
- Gearbox with 2 speeds (1st 0-430 rpm / 2nd 0-570 rpm).
- Ø maximum mixer: 160 mm.
- Mixer paddle Ø 140 mm. FAST-IN (5 9/16 ") included.
- Thread direct link for mixers with M14 finish. Electrical cable: 3 m.



## Mixers – handheld

### Collomix Xo1 RHF Watt 110v / 220v Paddle Mixer

Compact 1-speed machine for a wide range of mixing jobs with a capacity of up to 40 litres. Very easy to use, featuring the very latest ergonomic design. Excellent gearbox ratio and electronic speed control. (With HEXAFIX® coupling or M-14); ideal for adhesives, ready-mixed mortar, paint, plaster, filler, coatings, etc. Made in Germany.

#### Technical Data:

Power supply - 110V or 220V	rec. diameter stirrer – 120 mm
Power rating - 1010 W / 4,4 A	Tool connection - HEXAFIX®
Gears – 1	Weight - 5,3 kg
Speed / Load – 680 rpm	Set - including stirrer MKN 120 HF
Mixing volume – 40 litres	



### Collomix Xo4 1300W 2 Speed 110v Paddle Mixer

Very powerful, 2-speed mixer for universal mixing jobs with excellent ergonomics; high torques provide sufficient power and speed even for high viscosity material; ideal quantity per mix – 65 litres; (with quick-release HEXAFIX® coupling or M-14); suitable for many different materials depending on mixing basket, such as screed, mortar, plaster, thin-bed adhesive, bitumen compounds, etc. Made in Germany.

#### Technical Data:

Power supply - 110V	rec. diameter stirrer – 140 mm
Power rating – 1300 W / 5,6 A	Tool connection - HEXAFIX®
Gears – 2	Weight - 5,3 kg
Speed / Load – 650 rpm	Set - including stirrer MKN 140 HF
Mixing volume – 65 litres	



### Collomix Xo6 1600W 2 Speed 110v Paddle Mixer

#### Collomix Xo6 Mixer 1600 watt with MKN160HF Hexafix Paddle

The 2-speed power pack for the demanding professional and difficult mixing jobs as well as for permanent site use. Powerful and sturdy, with an ergonomic design to save strain, suitable for large mixing volumes up to 90 litres; (with HEXAFIX® quick-release coupling or M-14); depending on mixing basket suitable for materials such as screed, concrete, quartz-filled epoxy resin, plastic, etc.

Made in Germany

#### Technical Data:

Power supply - 110V	rec. diameter stirrer – 160 mm
Power rating – 1600 W / 7 A	Tool connection - HEXAFIX®
Gears – 2	Weight – 6,8 kg
Speed / Load – 580 rpm	Set - including stirrer MKN 160 HF
Mixing volume – 90 litres	



## Mixers – handheld

### Collomix X010 NC Cordless Mixer

Independence during mixing work, without being dependent on the nearest socket outlet. Mix wherever the material is being processed: in the underground car park, on the scaffolding, in the shell, in the courtyard or in the open countryside.

The powerful 18 V, 5.2 Ah Li-ion battery of the Collomix Xo 10 NC ensures sufficient range and torque, even with denser and plastic materials such as ready-mixed mortar or adhesives. The cordless mixer cuts an impressive figure with excellent ergonomics for non-cramped and comfortable work. A range of mixes that weren't previously achieved are available with the 5.2 Ah lithium-ion battery. This is also determined by the viscosity of the mixed material used. The combination of the Collomix hand mixers' acknowledged expertise and reliability and the Metabo battery system offers professionals the top technology and reliability they have come to expect from a leading brand.

#### Features:

- Powerful 18 V, 5.2 Ah Li-ion battery for consistent high-power output and optical charging indicator
- Ergonomically ideal working height and pleasant grip position; well-balanced device
- Made for mixing: Reliable and high-performance precision gearbox for torque and service life
- Everything firmly in place: Thrust holder for the battery with secure fixation; with button to release
- Mixer changeover made easy, with the HEXAFIX quick-change coupling

#### Technical data:

- Gears - 1 Speed / Load – 640 rpm
- Mixing volume – 40 litres rec. diameter stirrer – 120 mm
- Tool connection - HEXAFIX® quick coupling
- Set mixer - WK for ready-mixed mortar, plaster, screed
- Metabo battery pack 18 V, 5.2 Ah Li-ion
- Charging time for battery – approx. 100 min.

#### Battery System - "AIR COOLED" Li-ion battery fixture battery packs

- Metabo's Ultra-M technology: intelligent battery management for long-life battery packs with three-year guarantee
- Patented "AIR COOLED" charging technology – for shorter charging times
- Permanent electronic single cell monitoring (ESCP) when charging, for a particularly long service life
- Processor-controlled charge and discharge management
- Optical capacity indicator for permanent checking of the capacity status



Mixed up on which mixer is the best for your tasks, contact the AccurA Team for assistance by calling on 01 6105055 or email [info@AccurA.ie](mailto:info@AccurA.ie).

# Mixers

## Belle Tubmix 50 110v/220v

A high torque paddle mixer designed to meet the demands of the professional user. Standalone and fully integrated, the Tubmix requires no operator effort and is ideally suited for mixing plaster, bonding compounds, paints, and adhesives etc.

- Hands free operation for reduced operator effort - mixes while you work.
- Spinning disk above paddles eases the adding of powdered materials and improves operator safety.
- Supplied with flexible drum for easy cleaning.
- Fitted with wheels for easy transportation and improved manoeuvrability.
- Fitted with electrical overload protection.
- Fitted with induction motor for quiet, maintenance-free, long-life operation.
- Large mix capacity.
- Replacement Tub Available



## Victor Cement Mixers

110 / 220 Volt Electric Motor  
 3 different Petrol Variants  
 1/2 Bag Mixer  
 Belt Driven Gearbox  
 5 Cubic Feet Drum Capacity  
 140L Drum  
 3 Metre Cable Length  
 Extra Heavy Duty Rotating Stand  
 CE Certified



PETROL BRIGGS & STRATTON  
 PETROL HONDA  
 PETROL LONCIN

## BattiPav Mixer 50s Universal Mixer

Universal mixer for tile adhesives, cement, paint, epoxy resins. The material must be poured directly on the black plastic protection and then centrifugated for the right mixing. Homogeneous paste and without lumps. Easy to set up and move. An automatic safety switch prevents the motor to start when the mixing head is completely raised up and automatic mixing up to 50 kgs of material independently.

Technical Specifications	
Power Engine	1,6 Hp / 1,2 Kw
Dimensions Packaging	60 x 63 x 64 cm
Mixing Capacity	50 Kg
Bucket Capacity (PET)	65 Lt
Rotation Speed	60 rpm
Weight	24 Kg
Single-phase motor	1,6 Hp / 1,2 kW





**Baron – Forced Action Cement / Resinous Pan Mixers 80 Litres – 300 Litres Focused** on quality, ease of use and operating costs. Baron continually develops products in close collaboration with our professional users.

### Suitable for mixing

- Cement mortar
- Resin-bound aggregate
- Rubber crumb
- Specialist screeds
- Traditional lime-based materials
- Concrete Repair and Coatings
- Resin Bonded
- Screeds
- Wet Pour Safety Surfaces
- Polymers

### Features

- Quality, durability, and efficiency
- Perfect capacity for all jobs where you need a little more
- Easily filled with the new 2M lightweight conveyor
- Improved efficiency and mixing quality
- Future design and technology available today
- Superior quality and finish



**Available Mixing Capacity** - F80 Forced Action Mixer (80 litres) / F110 Forced Action Mixer (110 litres) / E120 Forced Action Mixer (120 litres) / F200 Forced Action Mixer (200 litres) / F300 Forced Action Mixer (300 litres)

### SPE Mixer 25

Robust and reliable portable multi-product mixer. The SPE Mixit 25 pan mixer is a robust and portable mixing solution for high output, single handed operation. The SPE Mixit 25 was developed to mix promptly and effectively a wide range of materials. The mixer is driven by a sealed motor and gearbox providing many years of trouble-free operation. An optional perforated paddle is available to increase agitation by forcing material through its perforations. The machine is both robust and portable, offering the user high output and single-handed operation. The Mixit 25 is an electrically driven machine available in both 110v and 230v single phase and a 3 phase 400v model.

- Power: 110 /220/3 Phase - Wattage: 750
- Capacity: 32 Litres - Weight: 43Kg
- Disposable mixing container - Sealed for life gearbox and motor
- Robust monocoque steel chassis - Light and portable
- Quickly disassembles for transportation in a van or car - Fully protected against overload
- **Mixing Applications** - Epoxy Screen, Repair mortars, Cement, Adhesives, Polyester Resin, Liquid Plastics, Bituminous Sealants, Paints and Powders.



## Mixers

### Imer 120 Plus Pan Mixer – Forced Action / Resin and Cement Multi Mixer

IMER 120 Plus Pan Mixer is a powerful and versatile mixer. It batches the most difficult products thanks to its high power, increased speed and can reverse the direction of rotation of the paddles.

#### Features:

- Power: 110/220
- Wattage: 1400
- Capacity: 120 Litres
- Weight: 130kg
- Single-phase 230V/50Hz motor – Gearmotor in oil bath and high-performance Poly-V transmission belt Electric safety limit switch
- Thermal-magnetic switch with IP 55 no-volt coil and IP 67 plug
- Paddle rotation reversing gear
- Grid with bag-splitting blade
- Extendable handles, lifting hooks and additional wheels

#### Applications:

- Epoxy Screen
- Repair Mortars
- Cement
- Adhesives
- Polyester Resin
- Liquid Plastics
- Floor Screed

\*\*Can Mix 8mm Grain Size\*\*



Tip 1

## Crete Beater

is a non-toxic, non-corrosive, environmentally friendly liquid for removing concrete and cement from tools, equipment, machinery, and other surfaces.



Step 1

# APPLY



Apply CreteBeater® as a foam.

Make sure the surface is covered and saturated.

Step 2

# LEAVE



Leave CreteBeater® to infuse for 20 to 30 minutes.

In severe cases apply another layer.

Step 3

# RINSE



Rinse off using a pressure washer water and brush for detailing.

# AccuDrill®

**DIAMOND DRILLING SYSTEMS**

## AccuDrill Dry Core Drill Bits





# Power Supply Solutions





# Power Supply Solutions

## Stanley Power Pack & Breaker Bundles

Three Packs available

Contact our team for the best solution for your business.



<p><b>Breaker Pack 1</b>            Power Unit: <b>Stanley GPV09H1</b>            20L/Min 155Bar            Honda 9HP            Pull Start-Mechanical Acceleration</p> <p>Breaker: <b>Stanley BRV24155501 Anti Vibration</b>            Trigger Lock-Parallel Latch            15-25L/min            25Kg</p>	<p><b>Breaker Pack 2</b>            Power Unit: <b>Stanley GPV138H01</b>            30L/Min 155Bar            Honda 13HP            Pull Start-Mechanical Acceleration</p> <p>Breaker: <b>Stanley BRV28155501 Anti Vibration</b>            Trigger Lock-Parallel Latch            24-36L/min            29Kg</p>	<p><b>Breaker Pack 3</b>            Power Unit: <b>Stanley HP8</b>            20-30L/Min 145Bar 150Kg / Briggs &amp; Stratton Vanguard 18HP / Switch Start - Computerised Throttle Control</p> <p>Breaker - <b>BRV24155501 Anti Vibration</b>            Trigger Lock-Parallel Latch            26-34L/min            29Kg</p>
--	---	--

## Stanley Hydraulic Power Packs HP8 / HP12

**HP8 hydraulic power unit** is engineered for continuous professional use and is optimized to deliver ideal flows and pressures to both Type 1 and Type 2 hydraulic tools. Its powerful 18 HP Briggs & Stratton engine and best-in-class cooling system deliver the power and heat rejection pros need to keep tools working uninterrupted all day in all types of conditions. The HP8 features an intuitive throttle selector which makes changing flow rates very easy. Its feature-rich, dependable operation make the HP8 the workhorse of the industry.

**HP12 hydraulic power unit** is engineered for continuous professional use and is optimized to deliver ideal flows and pressures to both Type 2 and Type 3 hydraulic tools. Its powerful 23 HP Briggs & Stratton engine and best-in-class cooling system deliver the power and heat rejection pros need to keep tools working uninterrupted all day in all types of conditions. The HP12 features an intuitive throttle selector which makes changing flow rates very easy. Its feature-rich, dependable operation make the HP12 the industry choice for high-flow applications.



## ICS P95 Multi-Flow Hydraulic Power Pack (18 HP)

ICS 599653 P95 18hp (13.5 kW) Hydraulic Powerpack 20 lpm & 30 lpm (hoses not included). ICS petrol-operated power packs are a dependable, self-contained source of hydraulic power that offers superior cooling capacity. The functional, ergonomic design makes them easily transportable to any job site. (30 lpm)



## ICS 555090 P110 Multi-Flow Hydraulic Power Pack (23 HP)

ICS petrol-operated power packs are a dependable, self-contained source of hydraulic power that offers superior cooling capacity. The functional, ergonomic design makes them easily transportable to any job site. (30 lpm)



## 110v Loose Extension Lead 14M 2.5mmT

- Cable length 14mtr
- Cable diameter 2.5mm<sup>2</sup>
- Voltage 110v AC
- Weight: 2.4kgs



## 110v Extension on reel 25M 2.5mmT

- Cable length 25mtr
- Cable diameter 2.5mm<sup>2</sup>
- Voltage 110v AC
- Maximum load Amp/Watts\* 16A/1760w
- BS harmonised cable with non-rewireable plug
- Double socket plate

\*Maximum load fully unwound, if the cable reel is used fully wound then the maximum load is reduced



## HYCON HPP09 Hydraulic Power Pack 20 LPM Honda Petrol

The **HYCON HPP09** is the most sold powerpack. It is used especially for rental, contractors, municipalities, supply companies (power-water-gas-heat-sewage-telecom) etc. This Powerpack is essential for anyone who mostly uses 20 l.p.m. tools like breakers, core drills, saws, submersible pumps etc. This powerpack offers the best price to performance than that of its competitors.

It is extremely compact with small dimensions and low weight. Therefore, it can be transported in any car or van with ease. Furthermore, the investment into this powerpack and a breaker is usually less than half the price of a 4m<sup>3</sup> compressor and breaker, and the performance is the same.

HPP09 comes standard with the HYCON POR system (Power on Request) which offers automatic regulation of power.



### HYCON HPP09 Power Pack features:

- Integrated oil alert on the engine oil level.
- Small form factor making it easy to transport in any car or van
- Lightweight

### Technical Data:

Oil Flow (LPM): 1 x 20
Max Pressure (bar): 150
Engine: Honda Petrol
Engine Power (hp): 9
Weight (kg): 68
Noise Level LPA dB: 88

## HYCON HPP18V Flex Power Pack (B&S 18HP Vanguard Petrol / 0-40 Lpm)

The **HYCON HPP18V FLEX Power Pack** features infinitely variable flow adjustment ranging from 0 to 40 l.p.m. It is extremely popular among many users of high-performance diamond tools for drilling and cutting concrete. These users are typically looking for a high power, robust, high quality 40 l.p.m. powerpack. Due to its great flow range, the **HPP18V FLEX** can operate all tools – it is often used for cut-off saws, diamond chain saws, ring saws, as well as other 40 l.p.m. tools. The HPP18V FLEX is the best 40 l.p.m. powerpack on the market.

**HPP18V FLEX** has both electric and recoil start, so you can start it even with a dead battery.



### HYCON HPP18V Features:

- Compact, lightweight hydraulic power source for RGC, Hycon and other hydraulic tools.
- Cart-mounted with wheels and retractable handles for easy transporting and storage.
- Low noise level. Much quieter than an air compressor
- Easy maintenance and parts replacement.
- All controls easily accessible for safety and comfort.
- Powder-coated durable steel frame protects unit from damage.
- Heavy duty oil cooling system.
- Electric start on some models.
- Fully equipped with variable flow settings.
- Comes with electric and pull start

### Technical Data:

Oil Flow (LPM): 1 x 10- 15-20-30-40
Max Pressure (bar): 160
Engine: Vanguard Petrol 18 HP
Engine Power (hp): 18
Weight (kg): 112
Noise Level LPA dB: 89



# Oils Lubricants Cleaning Agents





# CreteBeater®

Environmentally friendly liquid for removing concrete and cement from tools, equipment, machinery, and other surfaces.

*CreteBeater®* does not contain any Muriatic, Phosphoric or Citric acids and is, therefore, non-corrosive. It is safe to use on factory finish lacquered painted surfaces, aluminium, glass, and rubber. It is safe for both human handling and for the environment. The concrete remover is biologically degradable and can be discarded in the normal sewage system (EAK 17 09 04).

*CreteBeater®* dissolves concrete by breaking down the bond of cement, making concrete layers bubble up and release from the surface.

Use *CreteBeater®* to clean cement equipment, ready-mixers and pump trucks, mixers, and hand tools. It is harmless to aluminium, painted surfaces, glass, and rubber and can be used to remove concrete from almost any surface.

Available in the following sizes:

- 750ml Spray
- 10 Litre Drum HD
- 20 Litre Drum HD

- 1.5 Litre Foamer
- 8 Litre Foamer



## STIHL HP 2 Stroke Engine Oils

### Stihl HP 2-Stroke Engine Oils

Always use quality two-stroke engine oil complying with the TC classification. It is best to use **STIHL** two-stroke engine oil which is specially formulated for **STIHL** engines and helps to prolong engine life.

The best practise is to use the **Stihl Ultra 2-stroke engine oil** as this is the cleanest of all the **Stihl oils**. This **oil** has been designed to improve the performance of your **2-stroke engine** over a period whereas using other **oils** will see a slight decline in performance over a set period.

Top selling mineral oil 2-stroke engine oil. Specially developed for **STIHL** engines. Excellent lubrication and combustion properties. Performance class: JASO-FB, ISO-L-EGD. Fuel/oil ratio 1:50 easy to see if the mix ratio is correct due to the nature of the red dye. long term use will help prevent carbon deposits on the piston and in the exhaust.

### Stihl HP 2-Stroke Engine Oil (Red Standard)

Available: 100ml, 1 Litre MC with measure chamber and with no measure chamber, 5 Litre and 10 Litre.



### Stihl HP Ultra 2-Stroke Engine Oil (Green Ultra)

Available: 1 Litre



### Stihl HP 2-Stroke Engine Oil (Green Super)

Available: 100ml, 1 Litre MC with measure chamber and with no measure chamber, 5 Litre.



### Stihl MotoMix Fuel 51 ST7819996302 – Ready Mixed Fuel 5 Litre Can

STIHL MotoMix is an optimised 1:50 premixed fuel for all STIHL engines. The patented fuel formula and mixed premium engine oil STIHL HP Ultra help to ensure maximum performance and offer a consistent level of wear protection. In addition to ease of handling and environmental benefits, three key aspects are at the centre of STIHL fuels - people, machines, and the environment.

Outstanding lubricating properties, deposit-free, clean burning and lower emissions of substances that can harm your machine. STIHL MotoMix provides long-lasting engine protection.

Highly practical:

- No clogging, no swelling, and no self-separation
- No piston jamming due to deposits
- No ignition failure and blocked valves
- Only minimum wear
- Maximum engine service lives, reduced maintenance, lower costs



# AccurA Diamond Tools Environmental Policy

AccurA Diamond Tools is committed to reducing its impact on the environment. We will strive to improve our carbon footprint and environmental performance over time and to initiate projects and activities that will further reduce our impacts on the environment.

Overview of our environmental policy:

- Adherence to environmental regulations.
- Prevent pollution wherever possible.
- Continue to educate our team on our environmental program and empower them to contribute.

**Our commitment to the environment extends to our customers, our employees, and the community in which we operate.**



## TERMS AND CONDITIONS OF SALE

### 1. DEFINITION AND LAW

- (a) The "supplier" means AccurA its agents and assigns.
- (b) The "Purchaser" means the individual, individuals, firm or company purchasing goods from or otherwise dealing with the "Supplier".
- (c) The "Goods" means any and all items supplied by the Company to the Purchaser.

### 2. APPLICATION OF TERMS

- (a) All quotations and pricelists are given and all orders are accepted on these "Terms" which supersede any other terms in the "Suppliers" catalogue or elsewhere, and shall override and exclude any other terms stipulated or referred to by the Purchaser whether in his/her order or in any negotiations, and any course of dealing established between the Supplier and the Purchaser. All orders thereafter made by the Purchaser shall be deemed to be made subject to these "Terms".
- (b) No modification of these terms shall be effective unless specifically in writing and signed by the partners in the Supplier.

### 3. REPRESENTATIONS

The Supplier shall be under no liability whatsoever resulting from or arising out of or in connection with or in relation to any statement report or other representation made by any of its partners servants or agents before the contract between the Supplier and the Purchaser was entered into, unless the Purchaser shall give notice in writing to the Supplier before the contract is entered into that it intends to rely on any such statement report or other representation.

### 4. REFUSAL OF ORDERS

The Supplier reserves the right to accept or refuse any order given on the basis of its quotation or otherwise and in the event of the refusal of any order the Supplier shall not be liable for any loss or damage arising there from or in connection therewith or in relation thereto.

### 5.

Many products are supplied by manufacturers in pack quantities. The Supplier gives no guarantee or warranty that such quantities are accurate and accepts no responsibility for any discrepancies. Any pack quantities stated are approximate and may change without notice.

### 6. THE GOODS

- (a) The Supplier undertakes to replace or repair free of charge any Goods supplied which are defective in material or workmanship always provided that:
  - (i) whether or not Goods are defective in material or workmanship shall be for the sole decision of the Supplier;
  - (ii) the Supplier's undertaking shall only apply in respect of Goods of which a complaint is received by the Supplier within three days of delivery to the Purchaser. Any goods in respect of which this condition applies shall be returned to the Supplier in its original packaging within fourteen days of delivery to the Purchaser.
- (a) The Supplier shall be under no liability to the Purchaser whatsoever other than that set out in (a) above. Without prejudice to the generality of the foregoing the Supplier shall be under no liability for any consequential losses howsoever arising.
- (b) All conditions, warranties, terms, undertaking and obligations implied by statute, common law, custom, trade usage or otherwise (including without prejudice to the generality of the foregoing, any implied condition, warranty or undertaking as to correspondence of the goods with any contract description given, merchantable quality or fitness for any particular purpose) are hereby wholly excluded.
- (c) Without prejudice to the generality of the foregoing, the Supplier shall have no responsibility for providing any guard or protection necessary to comply with any statutory requirements in connection with any of the Goods.
- (d) Changes may occur to sizes and specifications of goods and in this event the Supplier may provide an approximate equivalent.

### 7. INDEMNITY

The Purchaser hereby undertakes to indemnify and keep the Supplier its servants and agents against all costs, damages, expenses, penalties, losses and other liabilities whatsoever, including, but without prejudice to the generality of the foregoing, liability for personal injury and death, damage to property and consequential losses, incurred as a result of or arising from or in connection with or in relation to any act, omission, word or deed, whether or not negligent, of the Supplier its servants or agents in pursuance of the supply of Goods hereunder.

### 8. PRICES, QUOTATIONS AND PAYMENTS

- (a) Goods will be invoiced and shall be paid for at the prices ruling at the time of despatch, The price list provided by the Supplier is for guidance only and all prices and quotations are subject to variation at any time without notice to the Purchaser. Unless otherwise stated all prices in the catalogue are exclusive of VAT.
- (b) Payment is due at end of month following date of invoice. If payment in full is not received by such date the Supplier reserves the right to charge interest on the outstanding balance at 3% above Bank of Ireland base rate, or the statutory rate of interest if higher. Interest may be charged from invoice date.
- (c) The Supplier reserves the right to demand payment of the price at any time.

### 9. SMALL ORDERS

Orders for Goods for which the total price is under €100 excluding VAT are subject to a carriage and packing charge. Minimum order level €25.00 excluding VAT + delivery.

### 10. RESERVATION OF TITLE

- (a) The property of the Goods shall not pass to the Purchaser until all sums owed to the Supplier on any account whatsoever have been paid notwithstanding that delivery has already taken place.
- (b) The Supplier shall be entitled to all rights of access to the Purchaser's premises to enforce its rights hereunder.

### 11. DELIVERY AND RISK

- (a) Unless otherwise stipulated and subject to Clause 2(b) above all Goods for delivery will be despatched by the conveyance of the Supplier's choice. Where the purchaser requires a different means of conveyance any cost must be paid by the Purchaser.
- (b) Whilst every effort will be made to avoid delay no responsibility is undertaken for meeting any specific delivery dates. Accordingly no liability will be accepted for any direct or indirect loss which may be caused by delayed delivery.
- (c) Risk in the Goods shall pass to the Purchaser on delivery.
- (d) The Supplier reserves the right to charge carriage to all destinations outside the Republic of Ireland.
- (e) Claims for damaged or missing goods may only be accepted if signed as such on receipt, and confirmed in writing enclosing a copy of the delivery note.
- (f) The supplier reserves the right to charge a haulage and packing charge on the following goods: - Electrical items weighing 30kg or over. This may be imposed irrespective of the order value.

### 12. RETURNED GOODS

- (a) Subject to (d) below, Goods may be returned to the supplier for credit or exchange for up to ten working days after the date of delivery provided that the delivery not or invoice number is quoted.
- (b) Save for Goods returned under clause 6(a) above, returned Goods will only be accepted by the Supplier if they are in a sound and resaleable condition. Whether Goods are sound and resaleable shall be for the sole decision of the Supplier. Any goods which the Supplier deems to be not re-saleable will only be returned to the Purchaser at the specific request of the Purchaser and at the Purchaser's expense. Notwithstanding the discretion of the Supplier in deciding whether goods are sound and resaleable, goods will not be deemed resaleable if they are returned in anything but their original packaging or the quantities of the goods returned are different from those originally supplied. It is the responsibility of the Purchaser to ensure returned goods are well packed as credit may be refused for goods damaged on the return journey.
- (c) Where goods returned for credit or exchange are goods which have been supplied in boxes or in quantities credit notes or exchange of goods will only be given if the goods are returned in their boxes and/or in the same quantities supplied to the Purchaser. Credit notes will normally only be issued if the Suppliers Collection Note has been issued to the Purchaser.
- (d) Save for goods returned under clause 6(a) above, AccurA reserves the right to make a charge for handling and restocking equal to 20% of the sale price of the goods returned plus the return carriage charge.
- (e) Goods especially obtained for the Purchaser may not be returned for credit or exchange.
- (f) When making a request to return products to us it should be made within the following timescales:
  - a. Shortage & damaged goods 24 hours
  - b. If signed such on receipt
  - c. Picking errors (i.e. wrong goods) 3 working days
  - d. Faulty goods 3 working days
  - e. You should always obtain a signature (i.e., proof of collection) from the person collecting goods for return.

### 13. THIS CONTRACT WILL BE GOVERNED BY AND INTERPRETED IN ACCORDANCE WITH THE LAWS OF THE REPUBLIC OF IRELAND



# 2022

## January

Mo	Tu	We	Th	Fr	Sa	Su
					1	2
3	4	5	6	7	8	9
10	11	12	13	14	15	16
17	18	19	20	21	22	23
24	25	26	27	28	29	30
31						

## February

Mo	Tu	We	Th	Fr	Sa	Su
	1	2	3	4	5	6
7	8	9	10	11	12	13
14	15	16	17	18	19	20
21	22	23	24	25	26	27
28						

## March

Mo	Tu	We	Th	Fr	Sa	Su
	1	2	3	4	5	6
7	8	9	10	11	12	13
14	15	16	17	18	19	20
21	22	23	24	25	26	27
28	29	30	31			

## April

Mo	Tu	We	Th	Fr	Sa	Su
				1	2	3
4	5	6	7	8	9	10
11	12	13	14	15	16	17
18	19	20	21	22	23	24
25	26	27	28	29	30	

## May

Mo	Tu	We	Th	Fr	Sa	Su
						1
2	3	4	5	6	7	8
9	10	11	12	13	14	15
16	17	18	19	20	21	22
23	24	25	26	27	28	29
30	31					

## June

Mo	Tu	We	Th	Fr	Sa	Su
		1	2	3	4	5
6	7	8	9	10	11	12
13	14	15	16	17	18	19
20	21	22	23	24	25	26
27	28	29	30			

## July

Mo	Tu	We	Th	Fr	Sa	Su
				1	2	3
4	5	6	7	8	9	10
11	12	13	14	15	16	17
18	19	20	21	22	23	24
25	26	27	28	29	30	31

## August

Mo	Tu	We	Th	Fr	Sa	Su	
	1	2	3	4	5	6	7
8	9	10	11	12	13	14	
15	16	17	18	19	20	21	
22	23	24	25	26	27	28	
29	30	31					

## September

Mo	Tu	We	Th	Fr	Sa	Su
			1	2	3	4
5	6	7	8	9	10	11
12	13	14	15	16	17	18
19	20	21	22	23	24	25
26	27	28	29	30		

## October

Mo	Tu	We	Th	Fr	Sa	Su
					1	2
3	4	5	6	7	8	9
10	11	12	13	14	15	16
17	18	19	20	21	22	23
24	25	26	27	28	29	30
31						

## November

Mo	Tu	We	Th	Fr	Sa	Su
	1	2	3	4	5	6
7	8	9	10	11	12	13
14	15	16	17	18	19	20
21	22	23	24	25	26	27
28	29	30				

## December

Mo	Tu	We	Th	Fr	Sa	Su
			1	2	3	4
5	6	7	8	9	10	11
12	13	14	15	16	17	18
19	20	21	22	23	24	25
26	27	28	29	30	31	

# 2023

## January

Mo	Tu	We	Th	Fr	Sa	Su
						1
2	3	4	5	6	7	8
9	10	11	12	13	14	15
16	17	18	19	20	21	22
23	24	25	26	27	28	29
30	31					

## February

Mo	Tu	We	Th	Fr	Sa	Su
		1	2	3	4	5
6	7	8	9	10	11	12
13	14	15	16	17	18	19
20	21	22	23	24	25	26
27	28					

## March

Mo	Tu	We	Th	Fr	Sa	Su
		1	2	3	4	5
6	7	8	9	10	11	12
13	14	15	16	17	18	19
20	21	22	23	24	25	26
27	28	29	30	31		

## April

Mo	Tu	We	Th	Fr	Sa	Su
					1	2
3	4	5	6	7	8	9
10	11	12	13	14	15	16
17	18	19	20	21	22	23
24	25	26	27	28	29	30

## May

Mo	Tu	We	Th	Fr	Sa	Su
1	2	3	4	5	6	7
8	9	10	11	12	13	14
15	16	17	18	19	20	21
22	23	24	25	26	27	28
29	30	31				

## June

Mo	Tu	We	Th	Fr	Sa	Su
			1	2	3	4
5	6	7	8	9	10	11
12	13	14	15	16	17	18
19	20	21	22	23	24	25
26	27	28	29	30		

## July

Mo	Tu	We	Th	Fr	Sa	Su
					1	2
3	4	5	6	7	8	9
10	11	12	13	14	15	16
17	18	19	20	21	22	23
24	25	26	27	28	29	30
31						

## August

Mo	Tu	We	Th	Fr	Sa	Su
		1	2	3	4	5
6	7	8	9	10	11	12
13	14	15	16	17	18	19
20	21	22	23	24	25	26
27	28	29	30	31		

## September

Mo	Tu	We	Th	Fr	Sa	Su
					1	2
3	4	5	6	7	8	9
10	11	12	13	14	15	16
17	18	19	20	21	22	23
24	25	26	27	28	29	30

## October

Mo	Tu	We	Th	Fr	Sa	Su
						1
2	3	4	5	6	7	8
9	10	11	12	13	14	15
16	17	18	19	20	21	22
23	24	25	26	27	28	29
30	31					

## November

Mo	Tu	We	Th	Fr	Sa	Su
		1	2	3	4	5
6	7	8	9	10	11	12
13	14	15	16	17	18	19
20	21	22	23	24	25	26
27	28	29	30			

## December

Mo	Tu	We	Th	Fr	Sa	Su
					1	2
3	4	5	6	7	8	9
10	11	12	13	14	15	16
17	18	19	20	21	22	23
24	25	26	27	28	29	30
31						





## ACCURA DIAMOND TOOLS

Accura House,  
69 Parkwest Enterprise Centre,  
Lavery Avenue, Parkwest,  
Dublin 12. D12 XY32

**T:** 01 610 5055 **E:** info@accura.ie  
**www.accura.ie**

