

# MIYOTA

UNIVERSAL MASTERPIECE BORN IN JAPAN  
MADE IN JAPAN  
METAL MOVEMENT

## INSTRUCTION MANUAL FOR MIYOTA WATCH MOVEMENT

CALIBRE NO. 6P24

MULTI FUNCTION

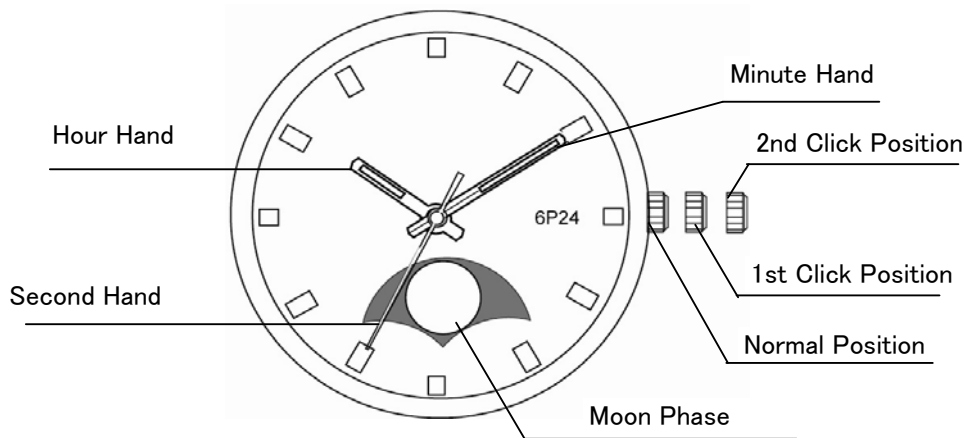
BATTERY : SR621SW

### A) DISPLAYS AND BUTTONS

#### B) SETTING THE TIME

#### C) READING AND SETTING THE AGE OF THE MOON

### A) DISPLAYS AND BUTTONS







### B) SETTING THE TIME

1. Pull the crown to the 2nd Click Position.
2. Turn the crown to set hour and minute hands.
3. After the time has been set, push the crown back to the Normal position.

### C) READING AND SETTING THE AGE OF THE MOON

The age of the moon is determined by the period between each new moon.  
This period is approximately 29.5days.

New Moon Moon's age : 0 Spring tide	First quarter moon Moon's age : 7 Neap tide	Full moon Moon's age : 15 Spring tide	Last quarter moon Moon's age : 22 Neap tide
			

\*\* index of moon age

The moon dial represents the age of the moon : The actual shape of the moon during each phase is not represented.

Use the moon dial indication as a guide to the age or phase of the moon.

#### Setting age of the moon.

Check the newspaper or other source that lists the current age of the moon.

Referring to above \*\*index, set the moon dial to the age(0,7,15 or 22) closest to that index position.

More accurate settings can be made at the time of the new moon (0) or full moon (15).

#### Setting procedure

1. Pull the crown out to the 1st Click Position.
2. Turn the crown clock-wise to set the moon dial.
3. After the moon dial has been set, push the crown back to Normal Position.

*These specifications might be changed without prior notice.*

**CITIZEN WATCH CO., LTD.**