

Product

IT7800 high power programmable
AC/DC power supply



IT7800 high power programmable AC/DC power supply

APPLICATIONS

- New Energy
- Power Electronics
- Civil Aviation
- Household Products etc.
- Research Institutes
- Medical Equipment

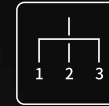
Your Power Testing Solution



3U/15kVA



Touch Panel



Multi-channel



960kVA

ITECH IT7800 3U high series of programmable AC/DC power supply, with power up to 15kVA, voltage ranges up to 350V L-N. Users are able to increase output power up to 960kVA by configuring master-slave parallel. With intuitive LCD touch panel interface, users can be quickly familiar with the unit operation.

IT7800 series is built-in power meter and arbitrary waveform generator, which is able to simulate harmonics and other arbitrary waveform output. Users can choose single phase, three-phase, reverse phase, and multi-channel totally 4 output modes, with programmable output, and complete measurements, ITECH IT7800 series is designed for new energy, power electronics, research institutes etc.

FEATURE

- High power density, 3U up to 15kVA
- Master-slave parallel with current sharing technology, up to 960kVA, multiple units in parallel work as one
- Voltage up to 350V L-N
- Output frequency: 16-2400Hz, programmable slew rate setting for changing voltage and frequency
- Built-in single/3-phase AC power meter
- Multi-channel function, single unit can connect/test up to 3 DUTs*2
- 4 output modes: AC/DC/AC+DC/DC+AC
- Choose single phase, three-phase, reverse phase output mode, to simulate 3-phase imbalance, 3-phase harmonics imbalance, 3-phase split phase test, reverse phase sequence tests for 3-phase models and etc.*3
- Comprehensive harmonics measurement and analysis, up to 50th*4
- Harmonics, inter-harmonics waveform synthesizer
- Programmable output impedance
- Intuitive touch screen interface
- Simulate arbitrary waveform output, support csv. file import
- High current crest factor, suitable for inrush current testing*5
- Built-in various waveforms
- List mode simulates the power supply reproduction function to realize the simulation function of instantaneous power interruption
- Provide rich trigger configuration, synchronously capture the voltage waveform of DUT, collect and simulate data.
- Output 0-360 ° start/stop phase angle can be set
- Surge/Sag function
- Relay CTRL function, to cut off the connection between instrument and DUT
- 6-phase, 12-phase power output
- Frequency lock and phase lock functions for applications up to 1400Vrms
- Built-in USB/CAN/LAN/Digital IO interface, optional GPIB / Analog&RS232
- Built-in IEC standard compliance testing waveforms for IEC 61000-4-11/4-13/4-14/4-28

*1 Call for availability

*2 Not available for 3k/5kVA model

*3 3k/5kVA model only support single phase

*4 Voltage and current harmonic analysis / Voltage harmonic simulation

*5 Maximum CF is up to 6 within peak current range

01 IT7800 high power programmable AC/DC power supply

Your Power Testing Solution

IT7800 high power programmable AC/DC power supply

Applications

New Energy

OBC, AC/DC charging pile

Power electronics

frequency converter, UPS, AC motor

Appliance

air conditioner, microwave oven, refrigerator, washing machine

Civil aviation

airborne equipment, airport ground facilities

Research institute, lab, testing organizations

AC-DC power adapter, EMC test

Medical equipments

CT, MRI, life detector etc



Model	Voltage range	Current range	Power	Phase
IT7803-350-30U *2	350 V	30 A	3kVA	1Φ
IT7803J-350-30U *1	350 V	30 A	3kVA	1Φ
IT7805-350-30U *2	350 V	30 A	5kVA	1Φ
IT7806-350-90	350 V	90 A	6kVA	1Φ or 3Φ
IT7809-350-90	350 V	90 A	9kVA	1Φ or 3Φ
IT7812-350-90	350 V	90 A	12kVA	1Φ or 3Φ
IT7815-350-90	350 V	90 A	15kVA	1Φ or 3Φ
IT7830-350-180	350 V	180 A	30kVA	1Φ or 3Φ
IT7845-350-270	350 V	270 A	45kVA	1Φ or 3Φ
IT7860-350-360	350 V	360 A	60kVA	1Φ or 3Φ
IT7875-350-450	350 V	450 A	75kVA	1Φ or 3Φ
IT7890-350-540	350 V	540 A	90kVA	1Φ or 3Φ
IT78105-350-630	350 V	630 A	105kVA	1Φ or 3Φ
IT78120-350-720	350 V	720 A	120kVA	1Φ or 3Φ
IT78135-350-810	350 V	810 A	135kVA	1Φ or 3Φ
IT78150-350-900	350 V	900 A	150kVA	1Φ or 3Φ
IT78165-350-990	350 V	990 A	165kVA	1Φ or 3Φ

*1 Single-phase AC input terminal

*2 Three-phase AC input terminal, support single-phase / three-phase AC input

*Reverse phase and phase-locking functions help to meet higher voltage testing requirements

*For higher power, please call for availability

Your Power Testing Solution

IT7800 high power programmable AC/DC power supply

3U/15kVA high power density


With only 3U size, ITECH IT7800 can reach both 15kVA for power and 350V L-N for voltage. Compared with conventional AC source, it saves a lot of space for users.



IT7800 high power programmable AC/DC power supply
15kVA




Traditional power supply
15kVA



Master/Slave parallel

ITECH IT7800 series can provide more power by using the master/slave parallel output function, with 64 units in paralleled, to achieve total output power max. 960kVA.

IT7800 comes with synchronous On/Off input and output signals, which ensures the synchronization of paralleling and ensures synchronous current sharing of multiple modules. After paralleling, not only all functions are retained, but there is no loss of accuracy. Make the construction of the power system faster, more flexible, and more economical, whether it is a stand-alone test or ATE system, it can be easily reached.



960kVA
High power

Application: Electrical performance test of industrial frequency converter

- Background description: Inverter is a converter that converts fixed voltage and fixed frequency AC current into adjustable voltage and frequency alternating current, to achieve the purpose of speed regulation. It is widely used in fans, water pumps, AC motors and large-scale driving equipment. The range is from several hundred watts to several hundred kilowatts. The inverter test includes input electrical parameters, output electrical parameters, protection functions and conversion efficiency.
- Solution: IT7800 can meet the test of high-power inverters up to 960kVA, and can simulate input three-phase imbalance, input voltage sag and other disturbance waveforms to verify the input stability of the inverter.

Your Power Testing Solution

IT7800 high power programmable AC/DC power supply

Intuitive touch panel design

The IT7800 series is equipped with a brand-new touch screen design, a simple and intuitive GUI interface, and the keyboard knob design allows users to perform tests directly and quickly. Users can choose different interface display styles, customize the parameter types and display positions of the page, and the user-friendly settings can meet various measurement needs in the test.



The screen can display real-time voltage and current curves, up to 6 waveforms, users can perform instantaneous analysis without an oscilloscope, and save them.



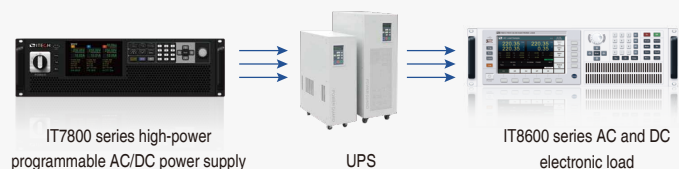
* Stay tuned!

Application: testing inductive, capacitive or resistive products

- When testing inductive, capacitive or resistive products, there are certain leading or lagging characteristics of voltage and current.
- Using IT7800 series can not only display real-time data, but also select the desired waveform on the screen for visual observation. And through shortcut keys, save the picture to the storage disk of the peripheral device. It is convenient to perform secondary analysis on data and waveforms, making it easier and more effective to use.

Application: UPS test

- Test standard: YD-T 1095-2018
- Test equipment: IT7800 series high-power programmable AC /DC power supply, IT8600 series AC and DC electronic load
- Test content: Adjust the AC input voltage and change it within the range specified by the standard to see if the UPS meets the indicators related to the input voltage change.



Multi-channel function

The multi-channel function of the IT7800 series allows users to test 3 independent DUT at the same time without adding additional hardware configuration. In the traditional solution, 3 tests for the DUT, the user needs to configure 3 AC power supplies; and one IT7800 device can meet multi-channel testing requirements. For example, IT7815-350-90 rated power is 15kVA, can provide single-phase/three-phase 15kVA DUT test, can also meet up to 3* single-phase DUT test, one machine with multiple functions, fully improves the equipment utilization.



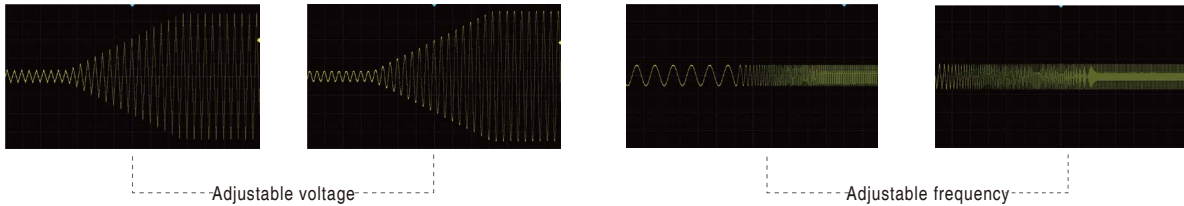
multi-channel

Your Power Testing Solution

IT7800 high power programmable AC/DC power supply

The output frequency can reach 2.4kHz, the voltage or frequency output variation rate is adjustable

The output frequency of IT7800 series is adjustable between 16-2400Hz, allowing users to set the voltage or frequency output variation rate by themselves, so that the voltage or frequency gradually reaches the set value in a regular manner. Therefore, it can verify the operating range of the product more accurately, and can also reduce the surge current when the DUT is turned on.



Application- Surge current test

Measuring the surge current can evaluate whether the AC switch, rectifier bridge, fuse, EMI filter components exceed the allowable current value. Switch the loop repeatedly, and the AC input voltage should not damage the power supply or cause the fuse to blow.

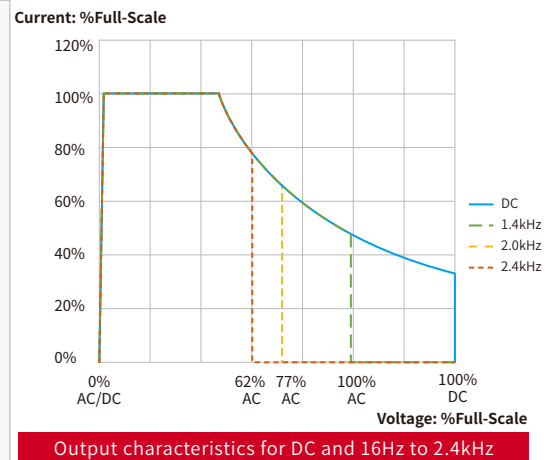
Previous test solution

Oscilloscope + sampling resistor (power and withstand voltage are large enough)
Disadvantages: high cost, complicated wiring connection, secondary analysis is needed

ITECH test solution

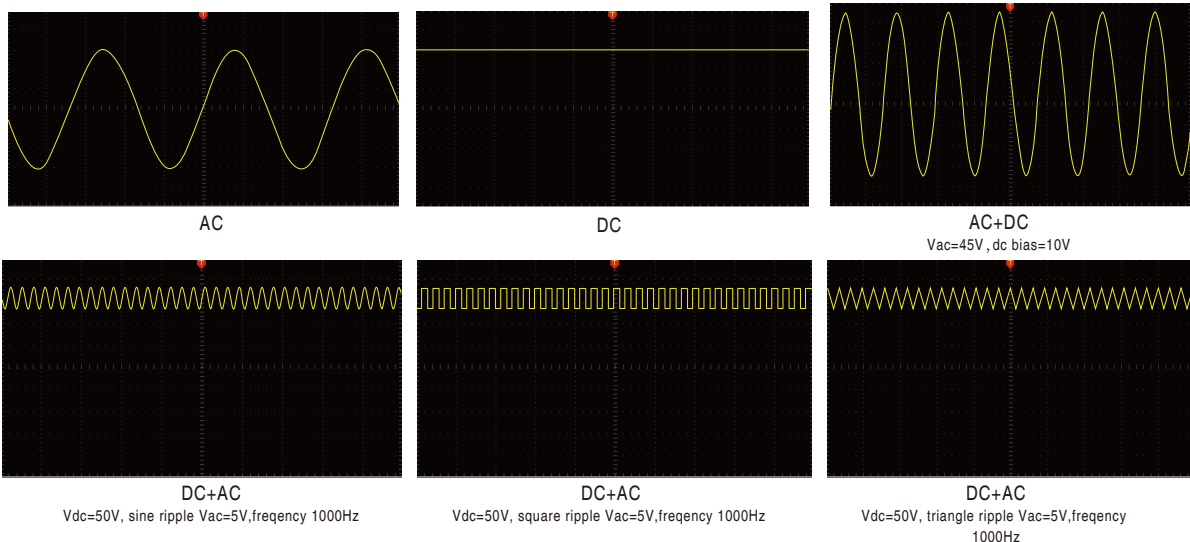
Only with 1 unit IT7800 high power AC/DC power supply

Advantages: - The surge current value Ipeak can be directly obtained
- The voltage or frequency can reach the set value step by step on a regular basis, which can effectively reduce the surge current when the DUT is turned on and improve the test accuracy



AC、DC、AC+DC、DC+AC

The IT7800 series has four output modes: AC, DC, AC+DC, DC+AC. It not only provides pure AC/DC output, but also can use AC+DC and DC+AC output modes to realize "AC output plus DC bias" And "DC output waveform with ripple", which cover a wider range of applications.



Your Power Testing Solution

IT7800 high power programmable AC/DC power supply

List

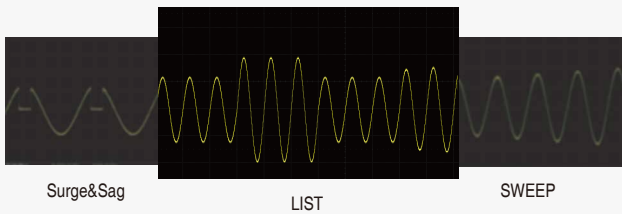
Through LIST, SWEEP and Surge&Sag mode, IT7800 series can easily realize the stepwise or continuous change of output parameters. Its output voltage amplitude, frequency, phase, waveform and other parameters can also be output by controlling the internal trigger or external trigger of the instrument. Therefore, it can simulate the characteristics of instantaneous power failure, surge, and slow rise of various power supplies.

No	ACrms V	Freq Hz	Time S	More
1	50.000 / 55.000 / 65.000	50.000	0.2
2	60.000 / 80.000 / 85.000	60.000	1
3	60.000 / 80.000 / 85.000	100.00	0.5
4	60.000 / 80.000 / 85.000	50.00	0.1

Additional parameters shown: 230.05V, 2.33 A, 50.00Hz, P= 470.05 W, PF= 0.985, CF= 3.20, Ipp= 12.075 A, Vpp= 240.50 V

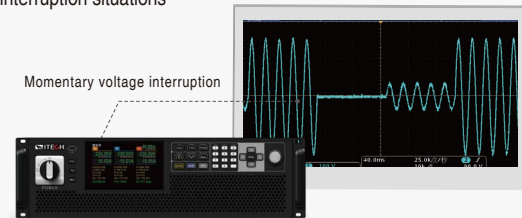
Application- Mains reproduction simulation

Users can use the panel or program control of IT7800 series to edit and simulate various power interference conditions



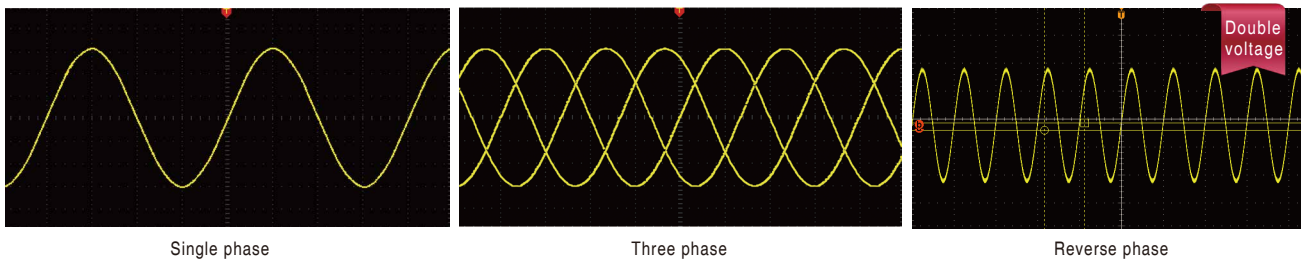
Application- Momentary power interruption simulation

IT7800 series can also effectively simulate various power interruption situations



Single phase, three phase, reverse phase

The IT7800 series provides multiple output modes such as single-phase, three-phase and reverse phase, which can be selected by the user through the panel menu. By programming, it can simulate three-phase unbalance, three-phase harmonic unbalance, lack of phase test, phase sequence reverse connection and other tests, which are flexible and cover more applications. At the same time, IT7800's reverse mode can also provide a high-voltage test solution. Its voltage can be increased to twice and the power remains 2/3. For example, if it is set to 350V, the actual output voltage can reach 700V after the reverse mode is selected.



Application-Avionic power supply simulation test, power supply characteristic parameter test

When testing inductive, capacitive or resistive products, the aircraft power supply system is an important guarantee for safe flight. The steady-state characteristics of the power supply determine whether the power supply can provide the required electrical energy under normal, abnormal and emergency steady-state conditions.

- ISO1540: 2006
IT7800 series can simulate three-phase voltage unbalanced output, harmonic synthesis output, voltage sudden change waveform output, frequency sudden change waveform output, and meet the test requirements of ISO1540: 2006.
- MIL-STD-704/GJB 5189-2003
The IT7800 series can simulate the AC/DC power supply system of the aircraft to verify the steady-state characteristics, power supply transient characteristics and compatibility of electrical equipment. The flexible master-slave parallel connection can meet the increasing power test requirements of large aircraft and still keep the accuracy and performance after parallel connection.

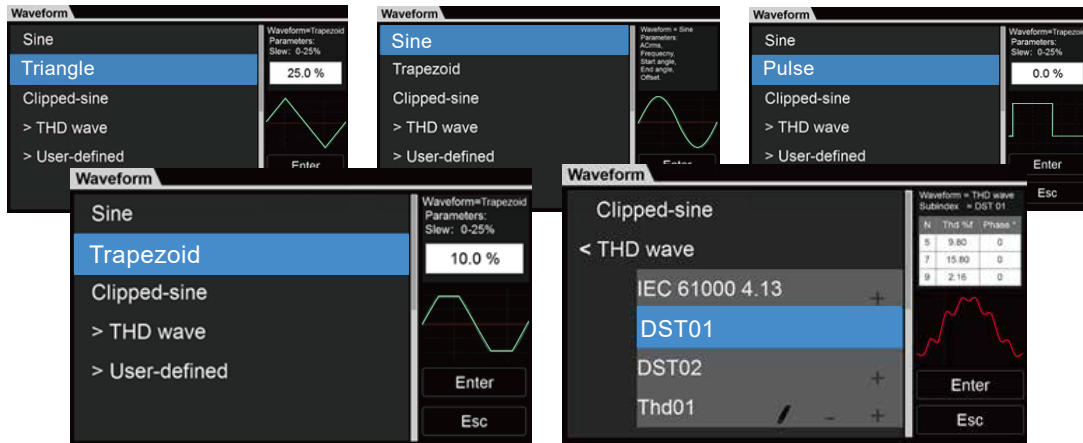


Your Power Testing Solution

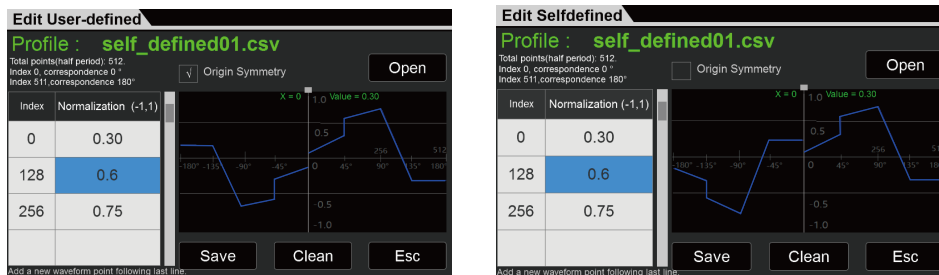
IT7800 high power programmable AC/DC power supply

Build-in multiple waveforms

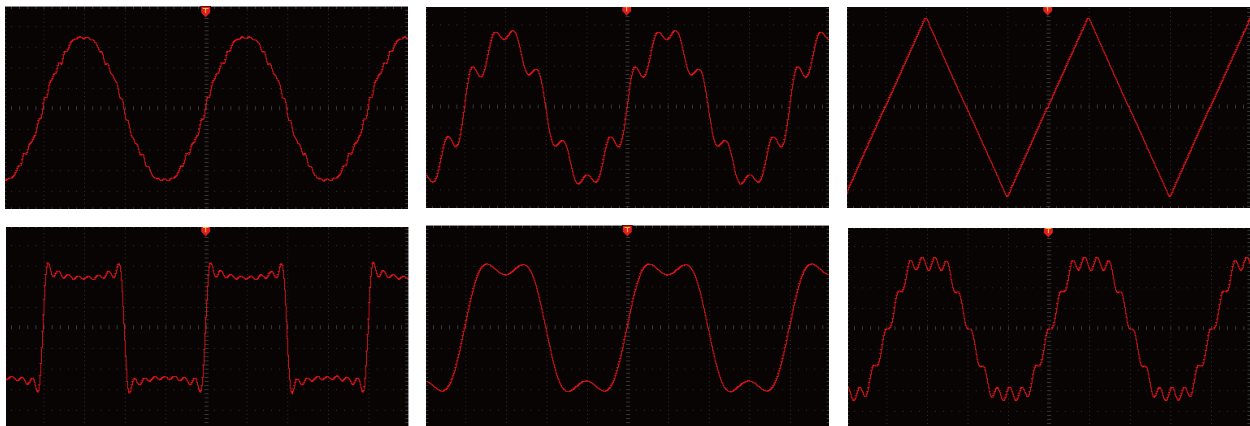
There are many different types of waveforms built in IT7800 series, such as triangle wave, sine wave, square wave, sawtooth wave, etc. Users can recall them through the menu and display the selected waveform on the LCD screen.



Users can also edit the waveform through the custom mode of the interface to simulate and reproduce the real power waveform at the moment that the problem occurs.

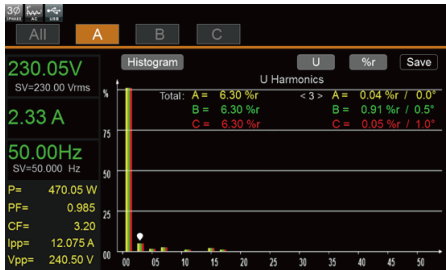


30 built-in harmonic waveforms

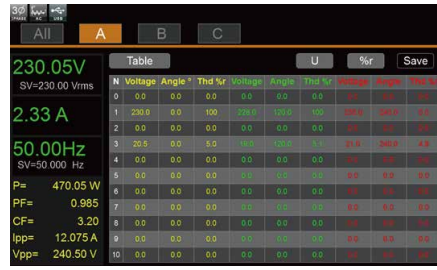


Harmonic analysis and simulation

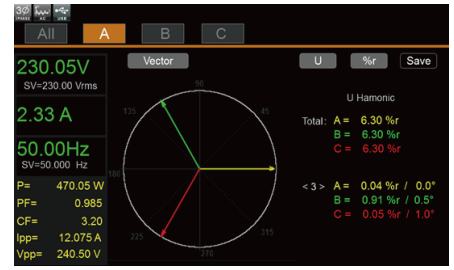
The harmonic analysis function of IT7800 series includes voltage harmonic measurement and current harmonic measurement. In the harmonic mode, the voltage and current harmonic distortion factor (THD) and the phase difference of the harmonic to the fundamental wave can be tested. In addition, it can measure multiple harmonics, and the results are displayed in a list, histogram or vector diagram, making the test results easy to be seen.



histogram



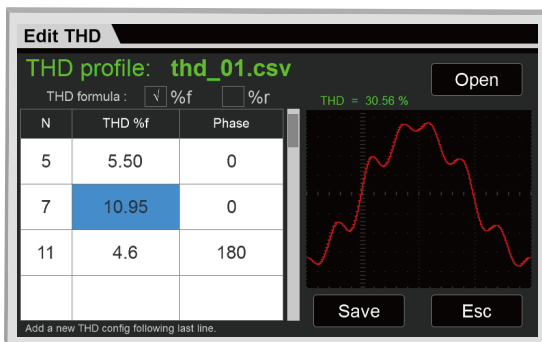
list



vector diagram

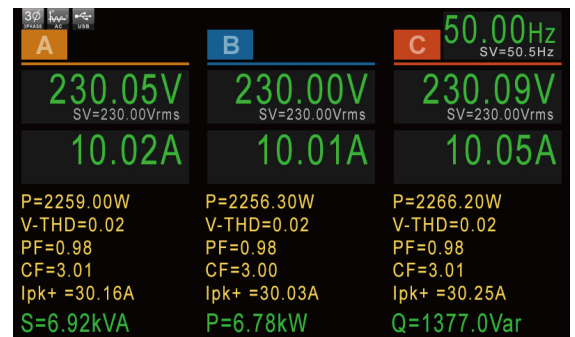
The harmonic simulation function of IT7800 series (single-phase harmonic/three-phase harmonic/three-phase harmonic unbalance) can simulate up to the 50th voltage harmonic.

50th harmonic simulation



Built-in AC power meter

IT7800 series has built-in single-phase or three-phase AC power meter, which can measure various parameters, including voltage effective value, current effective value, output frequency, active power, power factor, etc. No additional power meter needed, it saves test costs and wiring connection time for users as well.



Your Power Testing Solution

IT7800 high power programmable AC/DC power supply

Surge & Sag

The IT7800 series provides a surge/trap simulation function. Users can add a surge/sag to the output sine wave and simulate abnormal voltage fluctuations accordingly, so as to test the performance of the DUT under the situation.



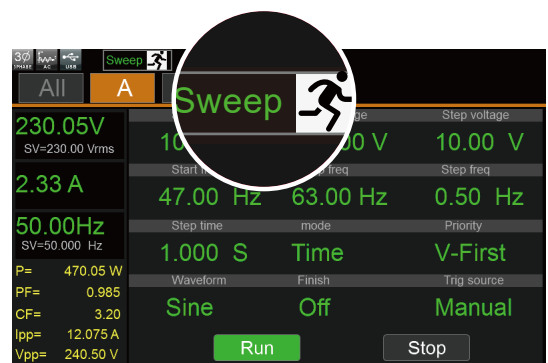
Data record

IT7800 has the function of data recording. Users can observe the trend over a period of time in detail, or observe the data at a certain moment in the current trend graph by sliding the vernier caliper. Up to 6 curves can be observed. The graphic display interface is colorful, allowing users to have an oscilloscope-like experience at the same time.



Sweep

The Sweep function can be used to test the efficiency of the switching power supply and capture the voltage and frequency of the maximum power point. Users can set the start voltage, end voltage, step voltage, start frequency, stop frequency, step frequency and single step time, so that the power supply voltage and frequency can be changed in a step-by-step manner. After the test, the voltage and frequency of the maximum power point can be displayed.



Your Power Testing Solution

IT7800 high power programmable AC/DC power supply

IT7815-350-90			
Input parameter			
AC input	Wiring connection	3 phase 3wire + ground (PE)	
	Line voltage	RMS	(200 ~ 220) ±10% *1/ (380 ~ 480) ±10%
	Line current	RMS	< 34A
	PF	typ	0.98
Output parameter			
AC output	Output voltage	VLN *2	0~350V
		VLL	0 ~ 606V (3phase) / 0 ~ 700V (reverse)
	Output current	Crest Factor *6	6
		RMS	90A (1phase) / 30A (3phase/multichannel/reverse)
		Peak	270A (1phase) / 90A (3phase/multichannel/reverse)
	Output power	Per Phase	5kVA
Max. Power		10kVA (reverse phase) / 15kVA (1phase/3phase/multichannel)	
Voltage setting			
AC output	Range	0 ~ 350V (1phase/3phase/multichannel) / 0 ~ 700V (reverse)	
	Resolution	0.01V	
	Accuracy	0.1%+0.1% F.S. (16Hz ~ 500Hz) / 0.1%+(0.2%*kHz)F.S(500.01Hz ~ 2.4kHz)	
	Current setting		
AC output	Range	RMS	90A (1phase)/ 30A (3phase/multichannel/reverse)
	Resolution	0.01A	
	Accuracy	< 0.1% + 0.2% F.S.(DC,16Hz ~ 150Hz) / < 0.2% + 0.3% F.S.(150.01Hz ~ 500Hz) / 0.3%+(0.6%*kHz) F.S(500.01Hz ~ 2.4kHz)	
	Frequency		
AC output	Set range	16 ~ 500Hz (Low*3) / 16 ~ 2.4kHz (High*3)	
	Set resolution	0.01Hz	
	Set accuracy	0.01% (16Hz ~ 500Hz) / 0.1% (500.01Hz ~ 2.4kHz)	
	harmonic waveform	50/60Hz	up to 50 orders
	Phase		
AC output	Set range	0 ~ 360°	
	Set resolution	0.1°	
Voltage setting			
DC output	Range	-495 ~ 495Vdc (1phase/multichannel) / -990 ~ 990Vdc (reverse)	
	Resolution	0.01V	
	Accuracy	< 0.1%+0.1% F.S.	
	Current setting		
DC output	Range	-30 ~ 30Adc (multichannel/reverse) / -90 ~ 90Adc (1phase)	
	Resolution	0.01A	
	Accuracy	< 0.3%+0.3% F.S.	
	Power(max.)		
DC output	Phase power	Per Phase	5kW
	Output power	Max. Power	10kW (reverse phase) / 15kW (1phase/multichannel)
Measurement parameter			
Voltage stability	Line regulation	< 0.05% F.S.	
	Load regulation*4	< 0.05% + 0.05% F.S. (DC,16Hz ~ 500Hz) / < 0.05% + (0.1%*kHz) F.S(500.01Hz ~ 2.4kHz)	
	THD	< 0.5%(16Hz ~ 100Hz) / < 1%(100Hz ~ 500Hz) / < 1%+(1%*kHz) (500.01Hz ~ 2.4kHz)	
	Voltage ripple	RMS	< 0.4V
	Dynamic response*5	typ	200us
Voltage RMS	Accuracy	< 0.1%+0.1% F.S. (DC,16Hz ~ 500Hz) / < 0.1%+(0.2%*kHz) F.S(500.01Hz ~ 2.4kHz)	
Current RMS	Accuracy	< 0.1% + 0.2% F.S.(DC,16Hz ~ 150Hz)/< 0.2% + 0.3% F.S.(150.01Hz ~ 500Hz)/< 0.3% + (0.6%*kHz) F.S(500.01Hz ~ 2.4kHz)	
Peak current	Accuracy	< 0.4% + 0.6% F.S.(DC,16Hz ~ 500Hz) / < 0.4% + (1.2%*kHz) F.S(500.01Hz ~ 2.4kHz)	
Output power	Accuracy	< 0.4% +0.4% F.S. (DC,16Hz ~ 500Hz) / < 0.4% +< (0.8%*kHz) F.S(500.01Hz ~ 2.4kHz)	
Harmonic measurement	Max.	50/60Hz	up to 50 orders
Efficiency	typ	88%	

*1 (200 ~ 220) ±10%, the power of 12kw and above is 60% of the rated.

*2 The output voltage will decrease along with the output frequency. The rated voltage can be output under 1.4kHz, the maximum output voltage is 250.76Vrms at 2kHz, and the maximum output voltage is 208.97Vrms at 2.4kHz.


*3 When loopSpeed Low is low , it can better complied DUT's characteristics ; When LoopSpeed is High , the dynamic response time is faster.

* This information is subject to change without notice

*4 For models of 30kW and above, it needs the sense remote measurement mode for testing

*5 Test under DC mode, high speed level, DUT capacity is less than 10uf

*6 When the output frequency is 50Hz/60Hz, the maximum CF is up to 6 without exceeding the peak current; under the condition of full current and full power, the maximum CF is up to 3



This information is subject to change without notice. For more information, please contact ITECH.

Taipei

Add: No.918, Zhongzheng Rd., Zhonghe Dist., New Taipei City
235, Taiwan
Web: www.itechate.com
TEL: +886-3-6684333
E-mail: info@itechate.com

Factory I

Add: No.108, XiShanqiao Nanlu, Nanjing city, 210039, China
TEL: +86-25-52415098
Web: www.itechate.com

Factory II

Add: No.150, Yaonanlu, Meishan Cun, Nanjing city, 210039, China
TEL: +86-25-52415099
Web: www.itechate.com



ITECH Web



ITECH Facebook



ITECH LinkedIn