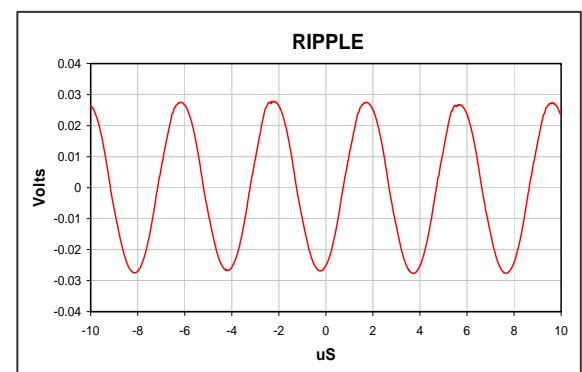
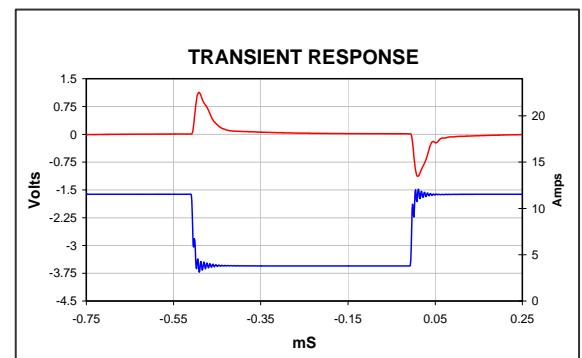
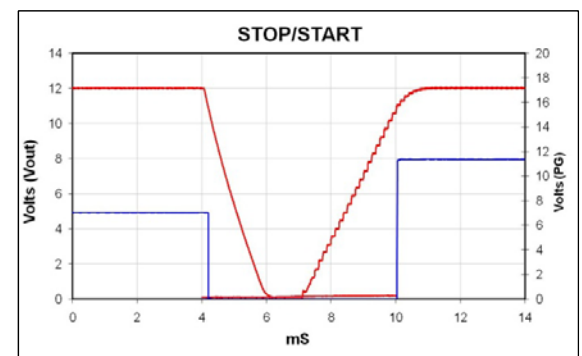
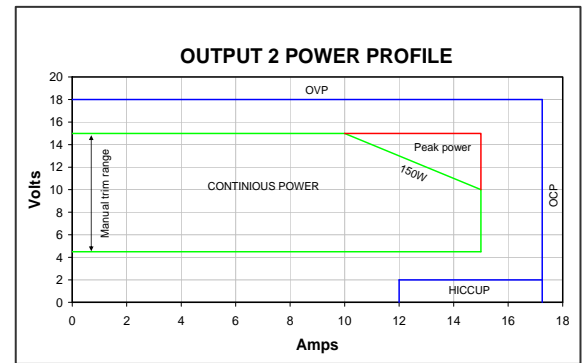


OUTPUT 2 SPECIFICATIONS

Parameter	Details	Min	Typ	Max	Units
Output voltage range	See table	4.5	12	15	V
Rated current				15	A
Average output power				150	Watts
Peak output power	See graph, < 5 seconds 50% duty cycle			225	Watts
Initial voltage accuracy	Factory set units	-0.5		0.5	%
Manual Voltage Adjust	11 turn potentiometer		0.954		V/turn
Load Regulation	Measured at sense terminals	-100		100	mV
Line Regulation	Measured at sense terminals	-0.1		0.1	%Vnom
Cross Regulation	Measured at sense terminals	-0.2		0.2	%Vnom
Minimum Load				0	Watts
Temperature coefficient		-0.02		0.02	%/°C
Ripple and Noise	20MHz BW, pk-pk			1	%Vnom
Transient response	25% to 75% load transient at 0.5A/uS Recovery to within 10% of Vset			1.5	V
Turn on rise time	Monotonic 10% to 90%	1.5		3.5	mS
Turn on overshoot				0.1	%Vset
Turn on delay	AC to PG En to PG		600 15	750 20	mS
Current share accuracy				5	%Imax
Open sense offset	Open sense, voltage offset due to bias currents			2	%Vnom
Holdup voltage				12.5	V
Isolation to ground	Each terminal			250	V
Over current protection	% of rated current	105		125	%rated
Reverse current protection	% of rated current	-6		0	%rated
Short circuit protection (Hiccup mode)	Period Duty cycle Voltage threshold (Measured at sense terminals)		125 3 2		mS % V
Over voltage protection	Latching		18		V
Over Temperature protection	Internally monitored. Latching	115		125	°C
Sense cable protection	Positive Negative	-1		2 1	V V
Power Good threshold	Low threshold only		90		%Vset
Current output signal	$I_{SIG} = 0.6 + I_{OUT} / (I_{RTD} * 1.25)$	0		110	%rated
Current limit control	$I_{LMT} = (V_{CTRL} - 0.6) * I_{RTD} * 1.25$	0		110	%rated
Remote voltage control	$V_{OUT} = V_{SET} * ((1.8 - V_{CTRL}) / 0.6)$	0		300	%Vset
Bias supply	10mA max	4.5	5	5.2	V
Reliability	40°C 80% load			1	FPMH
Warranty				2	Years
Wire Size		16	14	10	AWG
Weight				60	Grams
Size	60mm x 35mm x 17mm				

Notes: All specifications are believed to be correct at time of publication and are subject to change without notice.



Vox Power Ltd. reserves the right to change or improve any part of the specification, electrical or mechanical design or manufacturing process without notice. Please consult your local distributor or contact Vox Power to ensure that you have the latest specification before using your product. For other information relating to the use of the product please refer to the latest NEVO user manual. Vox Power reserves the right to make changes without notice to any of its products. Vox Power does not assume any liability arising out of the use or application of any of its products and of any information to the maximum extent permitted by law. No license, express or implied, by estoppel or otherwise, to any intellectual property rights is granted by this document or by any conduct of Vox Power. VOX POWER DISCLAIMS ALL WARRANTIES AND REPRESENTATIONS. IN PARTICULAR ALL OTHER WARRANTIES, CONDITION OR TERMS RELATING TO SUITABILITY, FITNESS FOR PURPOSE, MECHANABILITY OR CONDITION OF THE PRODUCTS AND WHETHER EXPRESS OR IMPLIED BY STATUTE OR COMMON LAW OR OTHERWISE ARE EXCLUDED.