

The Maxiguard respirator has been designed to protect its wearer from the inhalation of airborne contaminants but only if it is worn correctly.

Learn how to inspect and fit your respirator before you use it and make sure you do this in uncontaminated air.

If you have any questions about how to use your Maxiguard respirator, see your supervisor or consult AS/NZS 1715:2009 for advice on selection use and maintenance of respiratory protective equipment.

Spare Parts & Accessories

Product Code	Description
R701-A1	Maxiguard A1 Organic Vapour Cartridge – pack of 1 pair
R701-A1P2	Maxiguard A1 Organic Vapour Cartridge w/ P2 Prefilter Combination – pack of 1 pair
R703-ABEK1	Maxiguard ABEK1 Chemical Cartridge – pack of 1 pair
R703-ABEK1P2	Maxiguard ABEK1 Chemical Cartridge with P2 Prefilter Combination – pack of 1 pair
R2000-P3C	Maxiguard P3 Carbon Particulate Filter (pink) – pack of 1 pair
R7N11-P2	Maxiguard P2 Particulate Prefilter – pack of 5 pairs
R510	Maxiguard Prefilter Holder – pack of 1 pair
R680PLC-5	Full Face Mask Lens Cover to suit R690 & R680 – pack of 5
R680-FRS-5	Orange Filter Ring Seal to suit R680/690 – pack of 5 pairs



1



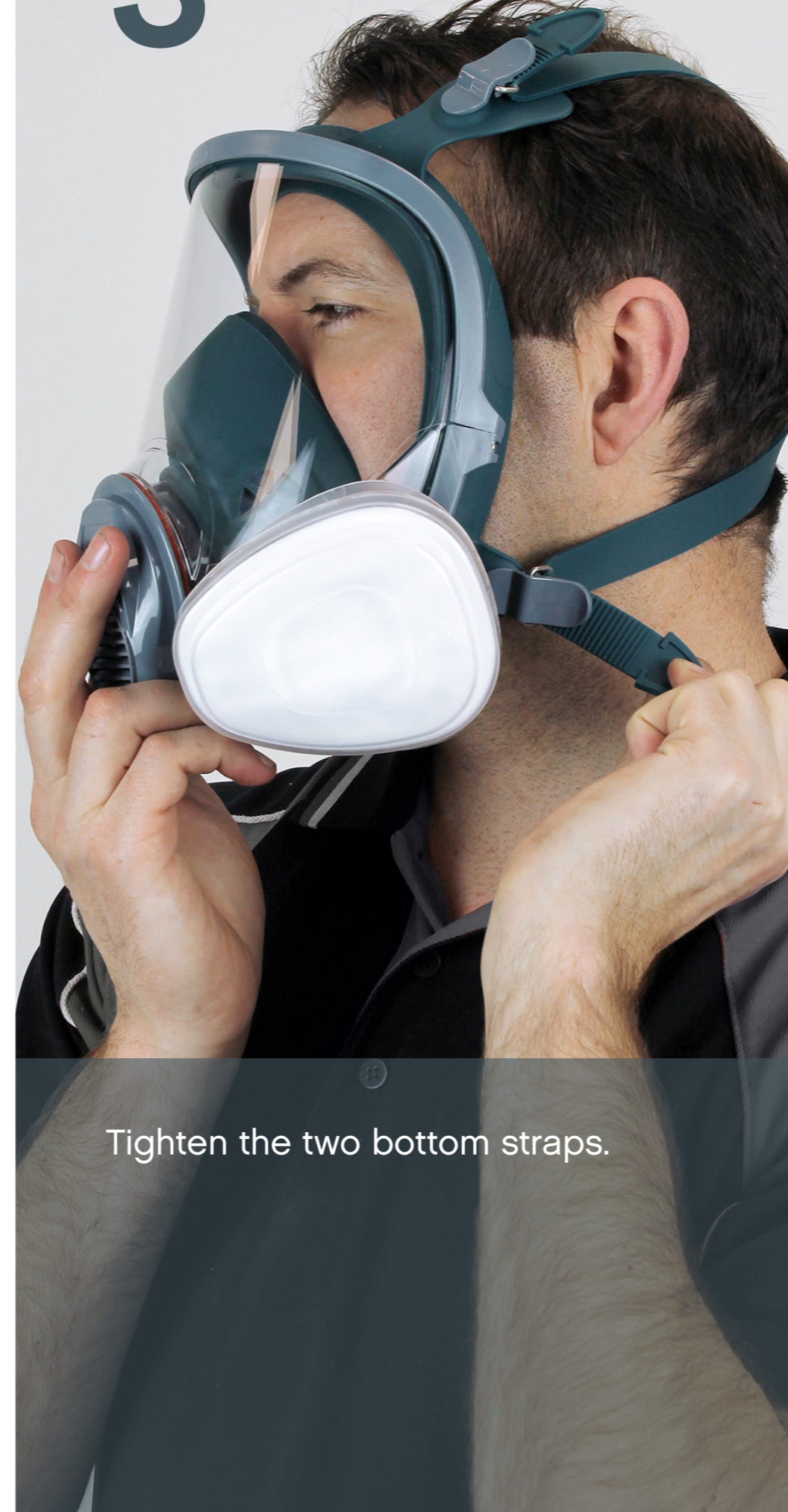
Fully loosen all head straps. Hold the front of the facepiece with one hand and the straps away from the face for the head. Pull the respirator assembly down over the head. Place the nose in the nose cup and chin in the chin cup area then press the facepiece firmly and evenly against the face.

2




While holding the facepiece in place, pull the straps over your head.

3




Tighten the two bottom straps.

4



Tighten the two top straps. Make sure the back of the harness is centered on the back of the head.

 Repeat steps 3 & 4 twice, once to position and second to secure the facepiece seal.



Perform a User Seal Check

Before assigning any respirator to be worn in a contaminated area, a qualitative or quantitative fit test must be performed.

Positive Pressure User Seal Check

5



Place the palms of your hands over the filters and inhale gently. The facepiece should collapse slightly closer to your face. If air leaks between the face and the facepiece, reposition the respirator and/or adjust the straps for a more secure seal.*

Negative Pressure User Seal Check

6



Place the palm of your hand over the exhalation valve cover and exhale gently. The facepiece should bulge slightly. If air leaks between the face and the facepiece, reposition the respirator and/or adjust the straps for a more secure seal.*

7



Remove cartridge filters and place your thumbs on the inhalation ports, restricting airflow through the filters, and inhale gently. The facepiece should collapse slightly closer to your face. If air leaks between the face and the facepiece, reposition the respirator and/or adjust the straps for a more secure seal.*

Maxiguard Full Face Respirator Kits

Asbestos/Dust Kit

R690GK

Painters Kit

R690PK

Chemical Kit

R690CK



Kit Contains

- 1 x MaxiGuard Full Face Respirator
- 1 x R2000-P3C - P3 Carbon Particle filters
- 5 x EHW449 (5 wipes)
- 1 x R680PLC-5 lens cover
- 1 x CONT5500 Plastic container

Kit Contains

- 1 x MaxiGuard Full Face Respirator
- R701-A1P2 filters
- 5 x EHW449 (5 wipes)
- 1 x R680PLC-5 lens cover
- 1 x CONT5500 Plastic container

Kit Contains

- 1 x MaxiGuard Full Face Respirator
- 1 x R703 ABEKP2 Chemical / Particle filters
- 5 x EHW449 (5 wipes)
- 1 x R680PLC-5 lens cover
- 1 x CONT5500 Plastic container

Features & Benefits

- Lightweight, well-balanced design
- Low-maintenance silicone respirator
- Easy to wear, fully adjustable harness
- Twin P3 Carbon Particle filter design provides lower breathing resistance (R690GK)
- A1B1E1K1P3 filter design provides lower breathing resistance (R690CK)
- Twin A1P2 filter design provides lower breathing resistance (R690PK)
- Wide field of vision with scratch resistant polycarbonate lens
- Simple, secure bayonet filter attachment system
- Certified to AS/NZS 1716:2012
- All available in sizes Medium & Large

Product Details

Product Code:	R690GK Maxiguard Full Face Respirator Asbestos/Dust Kit
Sizes:	Medium (R680GK-M) Large (R690GK-L)
Pack Qty:	1
Product Code:	R690PK Maxiguard Full Face Respirator Painters Kit
Sizes:	Medium (R680PK-M) Large (R690PK-L)
Pack Qty:	1
Product Code:	R690CK Maxiguard Full Face Respirator Chemical Kit
Sizes:	Medium (R680CK-M) Large (R690CK-L)
Pack Qty:	1