


<b>LABORATORY CANNABINOID PROFILE CERTIFICATE OF ANALYSIS</b>	Extraction Date:05-Mar-18 Analysis Date/Time:05-Mar-18, 18:09:12
---	---








CUSTOMER INFORMATION		SAMPLE DETAILS	
Company:	NxGen Brands	Sample Name	#3 300mg CBD Pain Cream
Contact Person:		Sample Number	8633
Contact Email:		Sample Information	
Contact phone:			

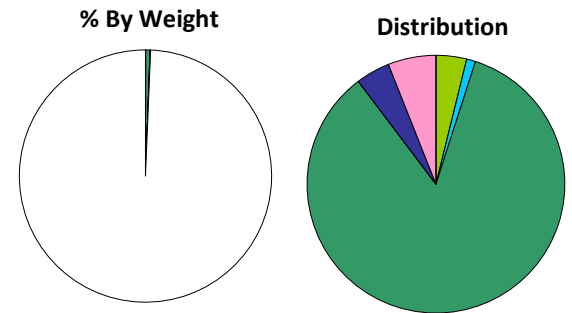
**Substance Potency Analysis**

CANNABINOID	Mg. PER GRAM	TOTAL Mg. IN A	<u>1</u>	GRAM PACKAGE (as reported by client)
CBD MAXIMUM *	5.737	5.737		
THC MAXIMUM *	0.279	0.279		
CBDA	0.250	0.250		
CBG	0.073	0.073		
CBD	5.519	5.519		
CBN	0.000	0.000		
THC	0.279	0.279		
CBC	0.391	0.391		
THCA	0.000	0.000		

CANNABINOIDS REPORTED AS "0" WERE BELOW DETECTABLE LEVELS

**Substance Distribution Analysis**

COLOR CODE	CANNABINOID	% BY WEIGHT	Distribution
	CBDA	0.025	3.84%
	CBG	0.007	1.12%
	CBD	0.552	84.74%
	CBN	0.000	0.00%
	THC	0.028	4.29%
	CBC	0.039	6.01%
	THCA	0.000	0.00%



White in % by weight is inert material

\* All cannabinoids in their acid forms (ending in "A") are convertible to their non-acid forms via a decarboxylation process (heating ). The THC and CBD maximum values reported above are the maximum theoretical amounts of THC and CBD the tested product would have if it were fully decarboxylated.

*MacKenzie Keller*

**MacKenzie Keller**  
Laboratory Director

\*\* Maximum % THC values exceeding three-tenths of one percent (0.3%) on a dry weight basis do not qualify as industrial hemp

\*\* Maximum % THC Value for this sample is: **0.03 %**