


Access Display Group, Inc.

TEL: 800-289-1539 FAX: 877-842-5126


E-MAIL: customerservice@accessdisplaygroup.com

Instruction Sheet

Quick Ship Outdoor Lockable Magnetic Boards




- Open the cover door.




- Take out the metal bars from the slots inside the cover. Fix the cover in open position by leaning the ends of the metal bars to the plastic holder in the bottom and upper profiles of the frame.



- Fix the frame to the wall through the holes in the canal.



- Attach your documents to the base with magnetic pins. Write your notes to the write-enabled base with boardmarker.



- Mount the metal bars to the slots, inside of the cover, after taking them out from the plastic holders. Lock the cover after closing.

