

Access Display Group, Inc.

TEL: 800-289-1539 FAX: 877-842-5126


E-MAIL: customerservice@accessdisplaygroup.com

Instruction Sheet



STREET-MASTER™ Pavement Sidewalk Sign with Fillable Water Base (for 24" x 36" Banners)

WARNING !
Please use the wrench
enclosed and tighten
carefully.
When tighten too much, the
base can breach.


WINDPRO FRAME PART



• Connect the frame by positioning the bolts at its bottom part that can fix into the mounting holes of the water base.



• Fix the 2-hole washers on to the bolts when the waterbase is turned back.



• Fix the nuts on the bolts, and with the help of a spanner make it tightened. This will complete the assembling process.

