

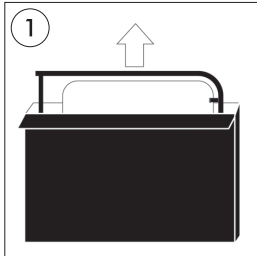
# Access Display Group, Inc.

TEL: 800-289-1539 FAX: 877-842-5126


E-MAIL: [customerservice@accessdisplaygroup.com](mailto:customerservice@accessdisplaygroup.com)

## Instruction Sheet

### SWINGER: Sign Board Sidewalk Sign with Fillable Water Base



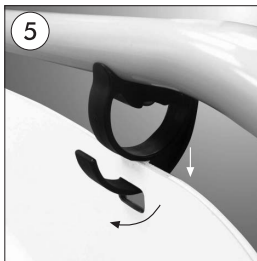

- Take the product out.




- Open the cover at the bottom of the Swinger base. Fill it with water and close the cover.



- Fix the canals, on the sides of the Swinger base, to the main body profile, and embed the Swinger base to the bottom profile by pushing it down.



- Pull down one side of the Swinger Straps to open it. Put the Poster Panel on opened Swinger Straps.



- After fixing the panel on the Swinger Straps, pull down otherside of the Swinger Straps to close it.



- Once assembled, the whole sign can be easily moved without the need to remove the base.

