



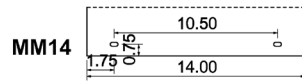
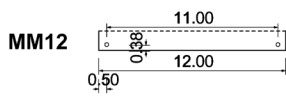

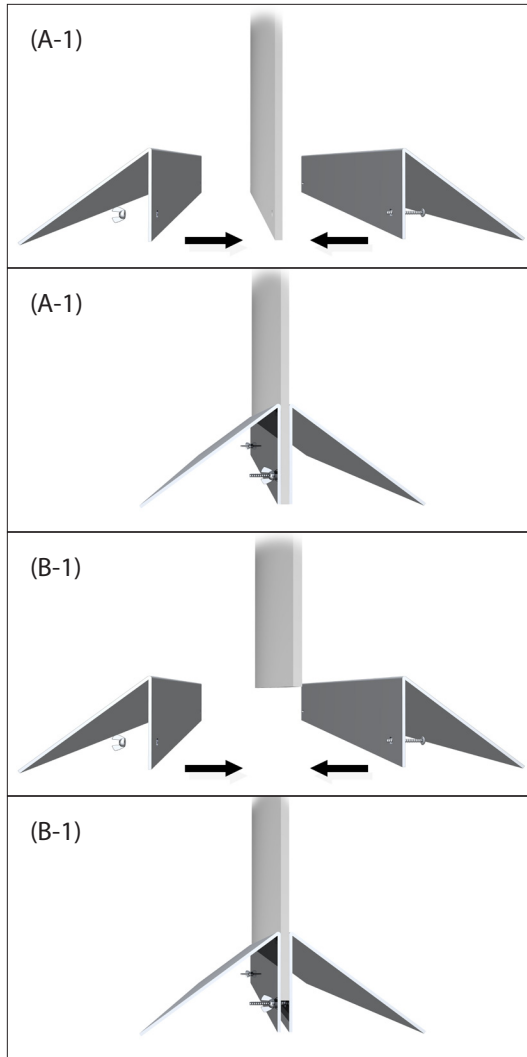


# Mount Frameless Display

1. (If using graphic with holes) Sandwich graphic in between Mightee Mounts and screw together with wingnuts and carriage bolts (fig. A).
2. (If using graphic without holes) Screw Mightee Mounts together with wingnuts and carriage bolts and rest graphic on top of screws (fig. B).



For Graphic Sizing (all dimensions from center hole):  
 7/32" Holes - MM12  
 1/4" Holes - MM14, MM24, MM36  
 MM48, MM60

Note: MM12 uses screws instead of wingnuts/bolts.