



Quick Banner Bar Set

SNAP OPEN BARS - Display at any length


•HOW TO TAKE IN THE POSTER





•Take product out of its package.




•Open the taps by turning and take the PVC profiles out.




•Put the plastic clips from top & bottom of poster.




•Attach you poster by sliding it to the canal inside the aluminium profile from the sides.



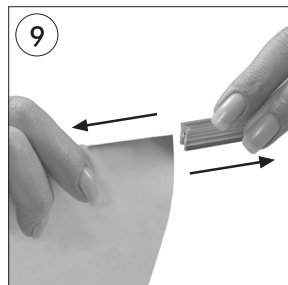
•Slide the plastic clips&poster into aluminium profiles as shown by arrows.



•HOW TO TAKE OFF THE POSTER



•Turning the end caps, remove the plastic clips and poster out.



•Slide the plastic clips out in direction of the arrows.

