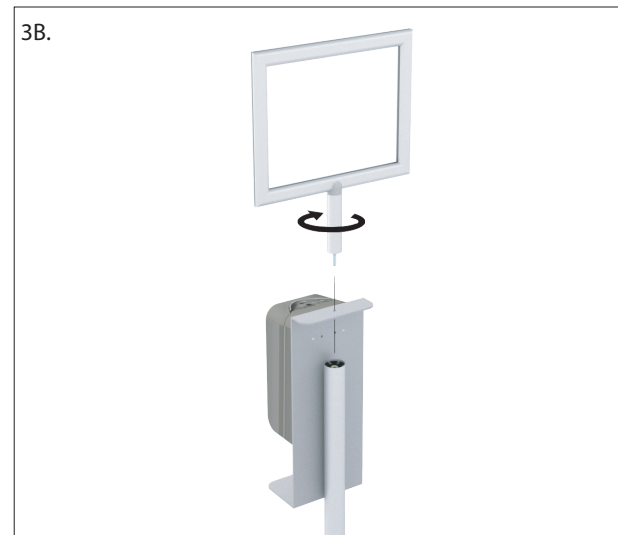
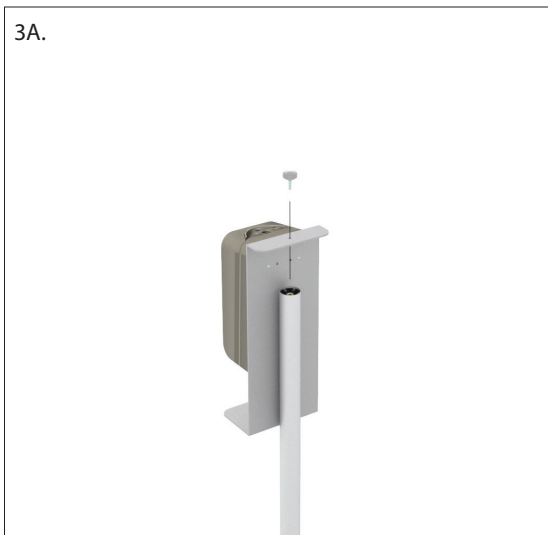



# Hand Sanitizer Dispenser Stand - TTR900, TTR901, TTR902

1. Connect Upright to Base bushing using large Philips Head Screw provided.
2. Connect Dispenser to mounting plate using a minimum of 2 screws. If the holes don't line up with the holes in the mounting plate, use adhesive backing on your dispenser instead.
- 3a. Frameless Mounting Option - place plate on top of Upright, twist knob through hole in plate and down into Upright and fully tighten.
- 3b. Frame Mounting Option - screw Frame Assembly to Dispenser/Upright as shown. If frame is not parallel to Base, tighten or loosen the screw inside the Frame.



TTR902 shown

TTR900 shown