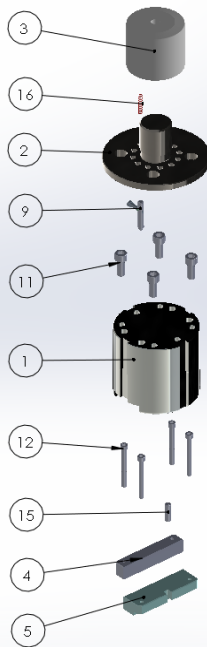


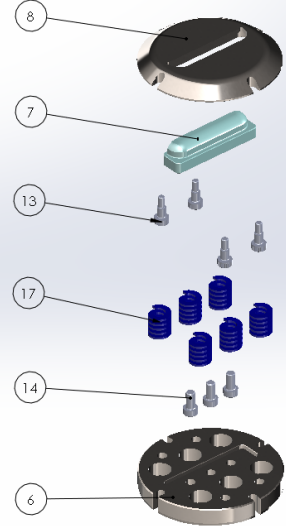
### CUSTOMER INFORMATIONS

Name : \_\_\_\_\_ Telephone n. : \_\_\_\_\_  
 Machine Model : \_\_\_\_\_ Fax : \_\_\_\_\_  
 Material Type : \_\_\_\_\_ Email : \_\_\_\_\_  
 Material Thickness : \_\_\_\_\_ Address : \_\_\_\_\_

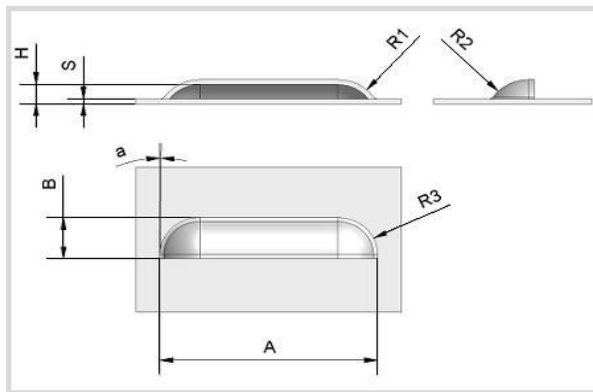
LOUVER PUNCH	
⇒	Adjustable lenght
⇒	Replaceable insert
1	PUNCH HOLDER
2	UPPER FLANGE
3	HEAD
4	BLADE
5	LOUVER DIE
9	PIN AND SCREW
11	SCREW
12	SCREW
15	PIN
16	SPRING



LOUVER DIE	
⇒	Replaceable insert
⇒	Die with stripper and springs
6	DIE HOLDER
7	PUNCH
8	STRIPPER PLATE
13	SCREW
14	SCREW
17	SPRING



Notes and drafts. Please specify here the distance of any close deformation.



### ORDERING SPECIFICATIONS

Order \_\_\_\_\_ Offer \_\_\_\_\_  
 Item required: \_\_\_\_\_  
 \_\_\_\_\_  
 \_\_\_\_\_  
 Number of previous order: \_\_\_\_\_

### CUSTOM DIMENSIONS (mm)

A = \_\_\_\_\_ (Standard dimensions 75 and 85) S = \_\_\_\_\_ R1 = \_\_\_\_\_ \* R2 = \_\_\_\_\_ \*  
 B = \_\_\_\_\_ (Standard dimension 15) Min.distance between louvers \_\_\_\_\_  
 a = \_\_\_\_\_ \* R3 = \_\_\_\_\_ \* x = \_\_\_\_\_ y = \_\_\_\_\_  
 H = \_\_\_\_\_ (Standard dimension: 6) TICN coating: \_\_\_\_\_ YES / NO

\* = not strictly required