

Aqua Jet™ RS4350 Showerhead

INSTALLATION & USE INSTRUCTIONS

Redfern Enterprises - Customer Services: Canada 1-877-387-7770 USA 1-877-462-5757



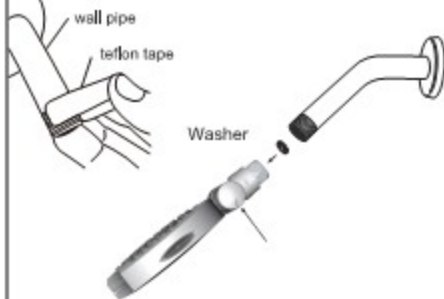
Please use a wrench or pliers to tighten all connections. To protect the surface from scratches, wrap a cloth around the product during installation.



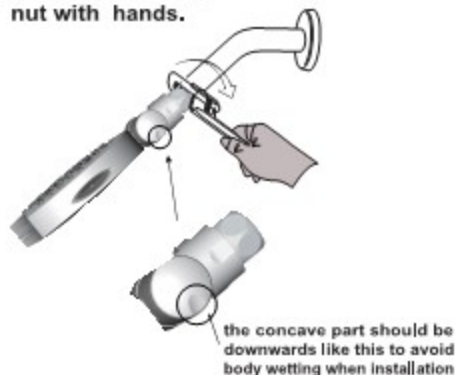
① Remove the old showerhead.



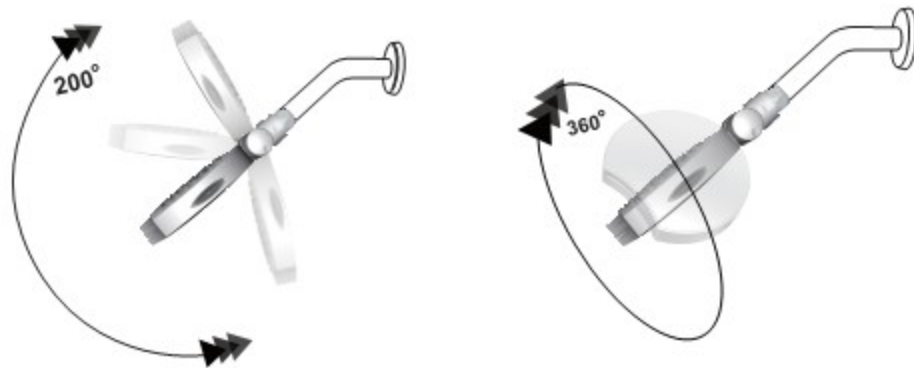
② Install the showerhead to the arm.



③ Use wrench to tighten the diverter hex nut with hands.



④ Rotating for spray switchover.



⑤ Sprays.



Saturating spray



Misty spray



Waterfall spray



Slice dot
message spray