

# Made in Ashford VJ Day Printables

## Instructions

The pages are set to print at A4 size.  
Make sure to select fit to page. Only print what you need. E.G.  
print pages 2-5 for just the bunting or 6-7 for just the other  
activities.

For your the bunting print and cut out the triangles. Colour in  
and/or design your own, Make holes in the top corners where  
shown and string up!


Follow the instructions shown on the page for the paper glider.

We'd love to see your finished creations.  
Tag us @madeinashford and @tinybeegle on  
instagram,facebook or twitter  
Have fun!

These free printables are designed and illustrated by




All images ©Tinybeegle



VJ DAY  
75


Made in Ashford

Designed and illustrated by *Tinybeagle*



Made in Ashford

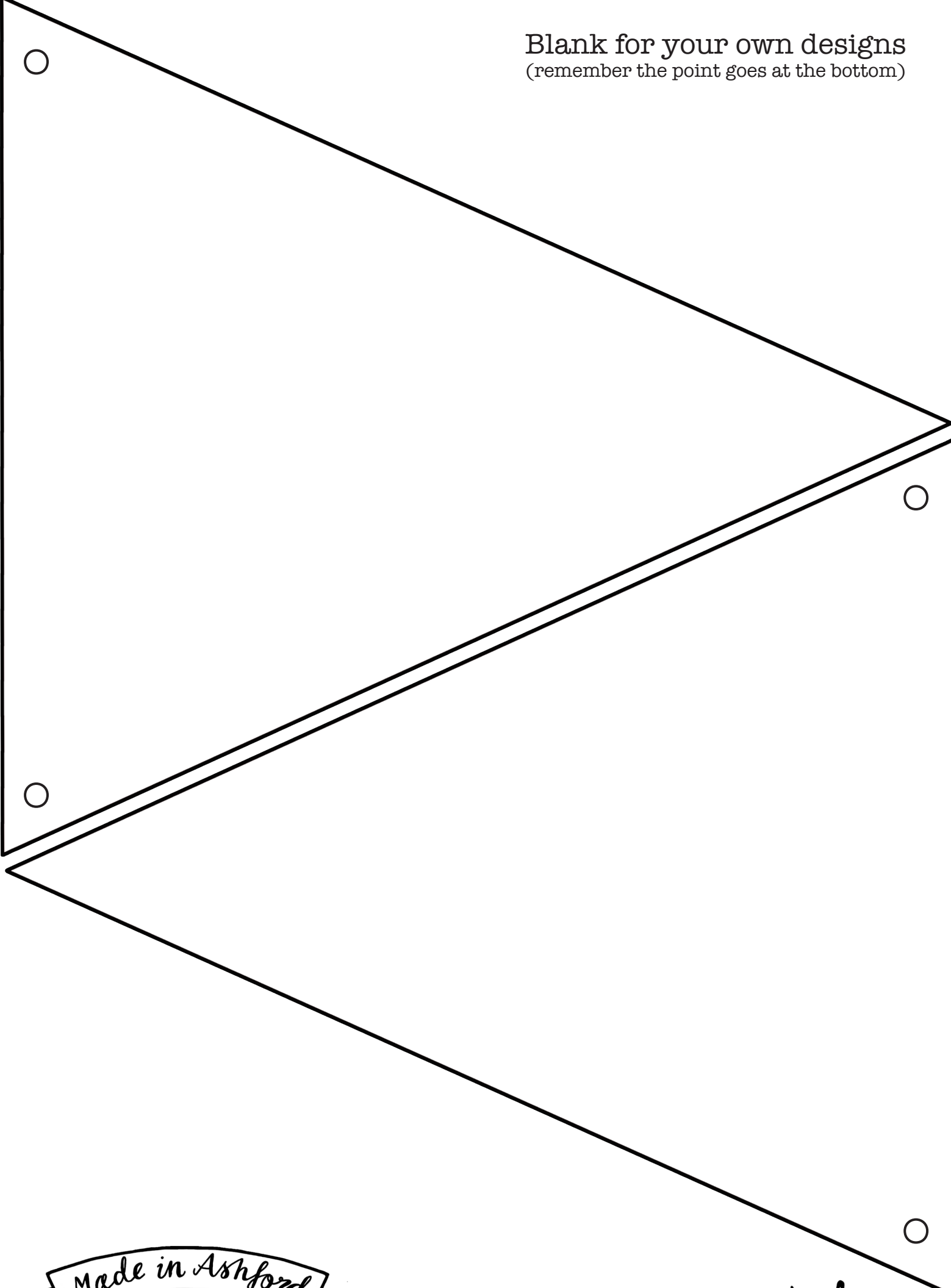
Designed and illustrated by *Tinybeagle*



Made in Ashford

Designed and illustrated by *Tinybeagle*

Blank for your own designs  
(remember the point goes at the bottom)



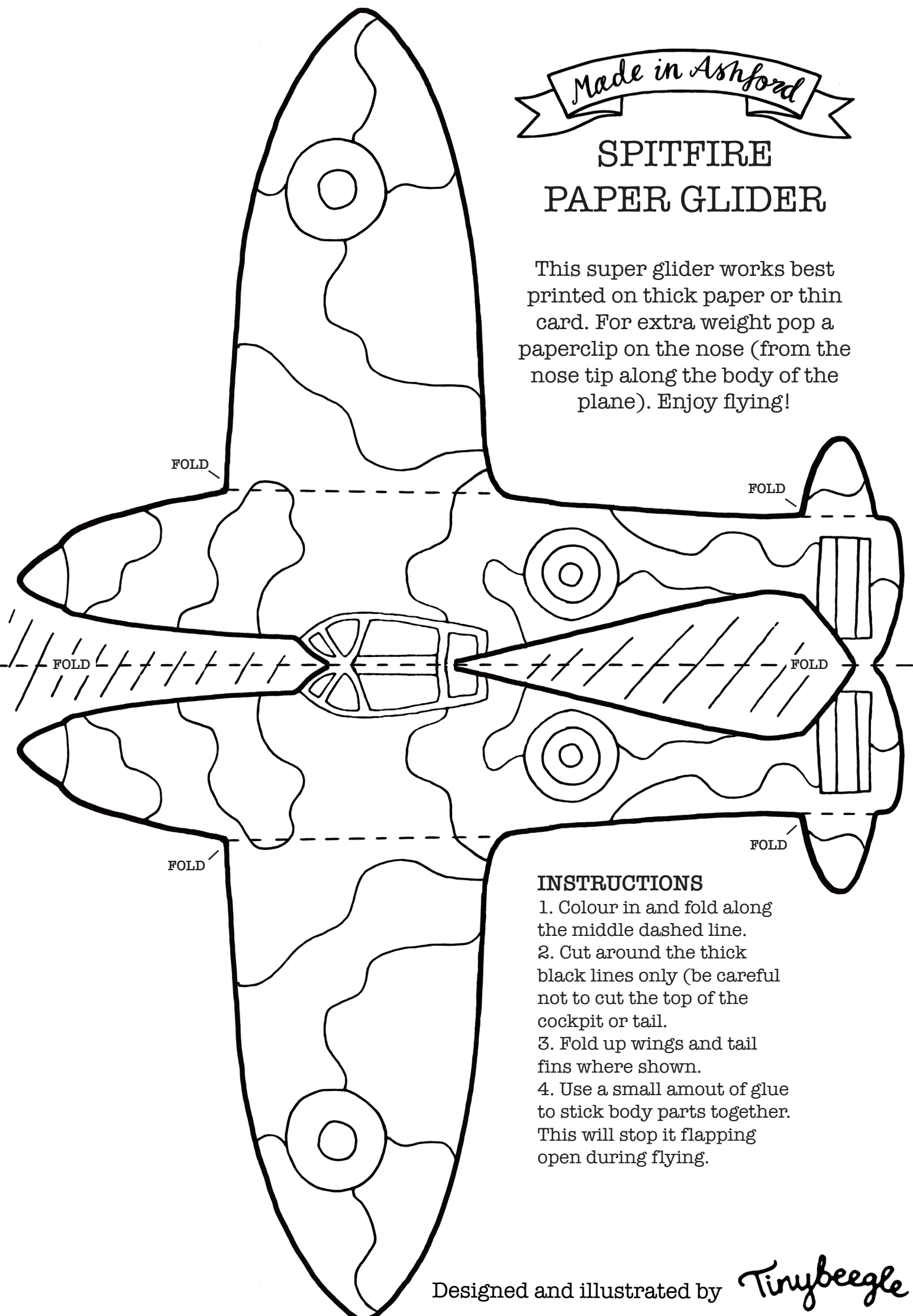
*Made in Ashford*

Designed and illustrated by *Tinybeegle*



# SPITFIRE PAPER GLIDER

This super glider works best printed on thick paper or thin card. For extra weight pop a paperclip on the nose (from the nose tip along the body of the plane). Enjoy flying!



## INSTRUCTIONS

1. Colour in and fold along the middle dashed line.
2. Cut around the thick black lines only (be careful not to cut the top of the cockpit or tail).
3. Fold up wings and tail fins where shown.
4. Use a small amount of glue to stick body parts together. This will stop it flapping open during flying.



VJ DAY  
WORDSEARCH  
YOU HAVE BEEN ASSIGNED  
A TOP SECRET MISSION!

Can you find these hidden words?:

SPITFIRE  
SOLDIER  
DOVE  
BUNTING

VICTORY  
POPPY  
PEACE

V	S	P	I	T	F	I	R	E	E
I	K	N	Y	E	B	E	N	V	L
P	Y	M	N	X	U	J	O	S	V
E	Z	O	Q	F	N	D	O	O	J
A	Z	O	S	F	T	V	M	L	V
C	X	K	D	Y	I	A	G	D	J
E	I	Y	P	E	N	B	U	I	A
M	X	P	E	P	G	E	A	E	B
T	O	T	C	K	U	D	R	R	O
P	V	V	I	C	T	O	R	Y	T