

KING CHARLES III

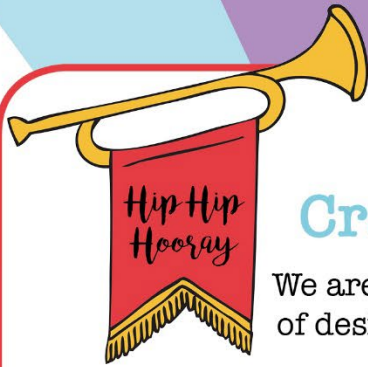
CORONATION

Hip Hip
Hooray



Activity
Pack





Welcome to Craftship Enterprise!

We are a social enterprise and collaborative of designer/makers and craftspeople based in Ashford, Kent.



King Charles III's Coronation is on May 6th 2023

To celebrate we have put together this brilliant activity book full of fun things to make and do. Pages have been designed and illustrated by Tinybeegle - one of the talented artists who are part of the wonderful team of creatives at Craftship Enterprise!

The pages are set to print at A4 size. Make sure to select fit to page. Only print what you need. E.G. print pages 3-15 for all of the activities without the information pages, 3-4 for just the paper crown, 8-11 for just the bunting etc.

If you want to save your ink choose print in black and white in your printer settings or select pages 8-15 to only print all of the pages that are already only black and white.



Have fun!

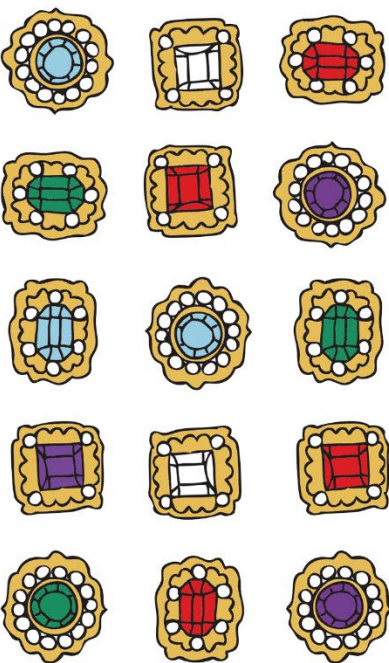
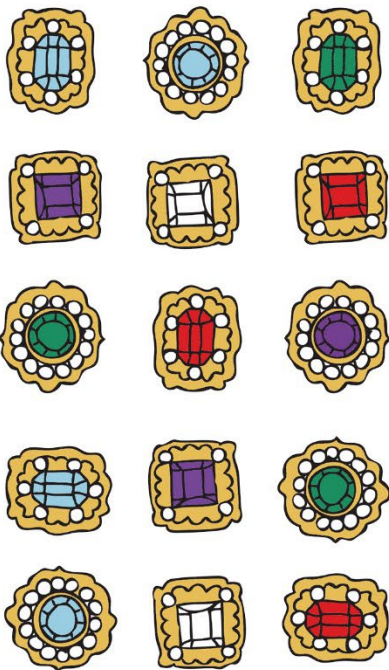
We'd love to see you enjoying your finished creations. Please share pictures with us via our social media channels. Tag us @madeinashford on instagram, facebook or twitter

This pack has been designed & illustrated by Tinybeegle for Craftship Enterprise CIC

Find lots more activities at
www.madeinashford.com

All images within remain copyright of Tinybeegle. All rights reserved. This file is strictly for non-commercial, personal use only. You may print and display in your home, business, or a public place but may not resell, reproduce or profit in any way from the design.


TAB
1



TAB
2




Cut Out Paper Crown

INSTRUCTIONS 1. Cut out around the edges. 2. Match up the sides and stick or staple where shown. 3. Cut out the additional jewels to decorate the empty bottom part of the crown - we have included some for you to colour in yourself if you like too! 4. Ask someone to help you adjust the crown to fit your head then glue or staple the side bands together.



Secret Message

Fill in the blanks with the letters that match the pictures below to decode our secret message



H	S	C	E	P	T	R	E	V	K
X	B	O	A	J	R	O	Q	U	I
P	S	R	R	O	Y	A	L	F	N
A	M	O	B	U	N	T	I	N	G
L	O	N	C	H	A	R	L	E	S
A	N	T	C	R	O	W	N	B	X
C	A	A	U	O	A	H	E	U	O
E	R	I	Q	P	A	R	T	Y	R
M	C	O	N	T	S	F	G	V	B
O	H	N	T	H	R	O	N	E	F

CORONATION WORDSEARCH

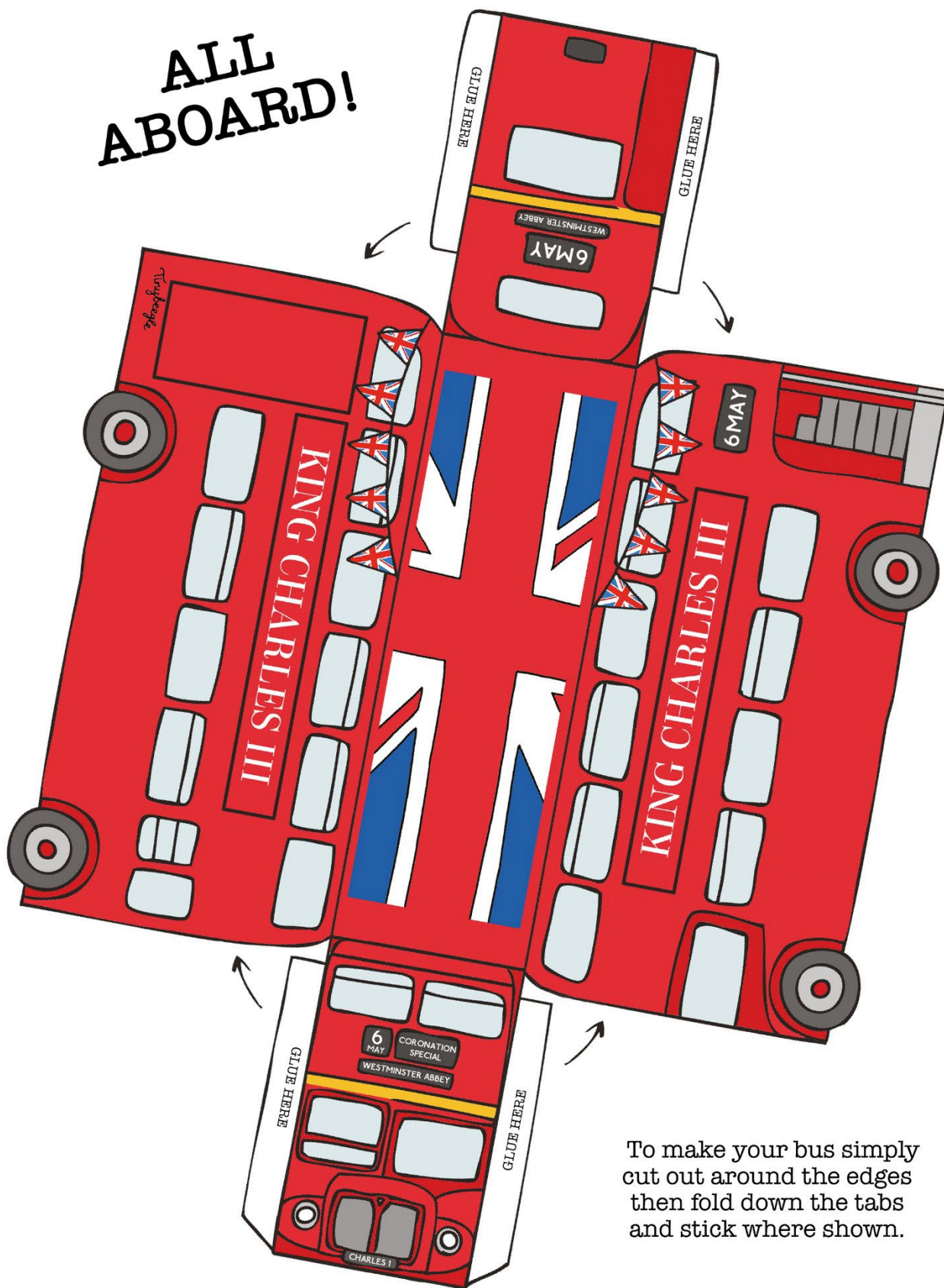


Can you find these hidden words?:

- | | |
|------------|---------|
| BUNTING | PALACE |
| CHARLES | PARTY |
| CORONATION | ORB |
| CROWN | SCEPTRE |
| KING | ROYAL |
| MONARCH | THROWN |

Coronation Special London Bus

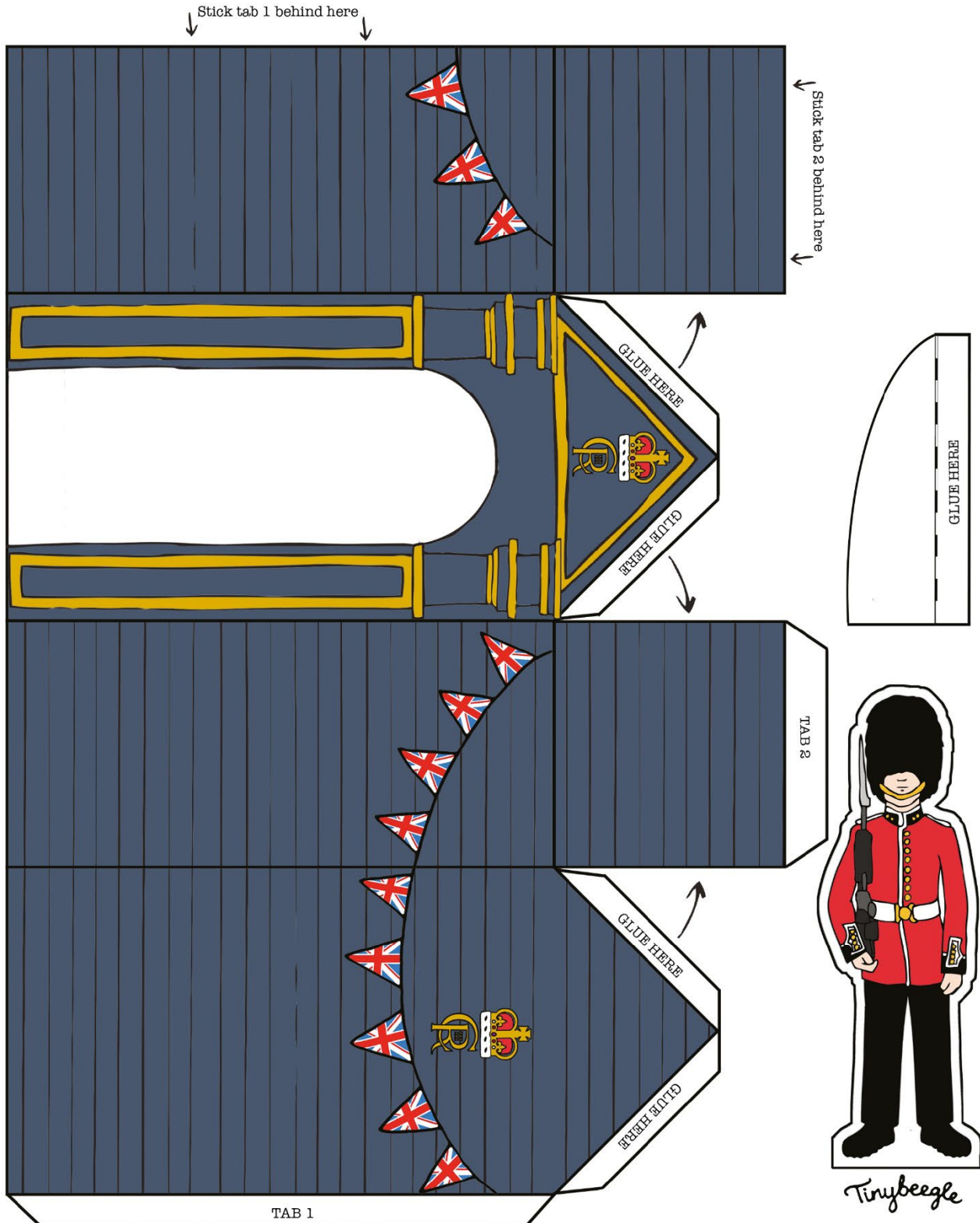
**ALL
ABOARD!**




To make your bus simply cut out around the edges then fold down the tabs and stick where shown.

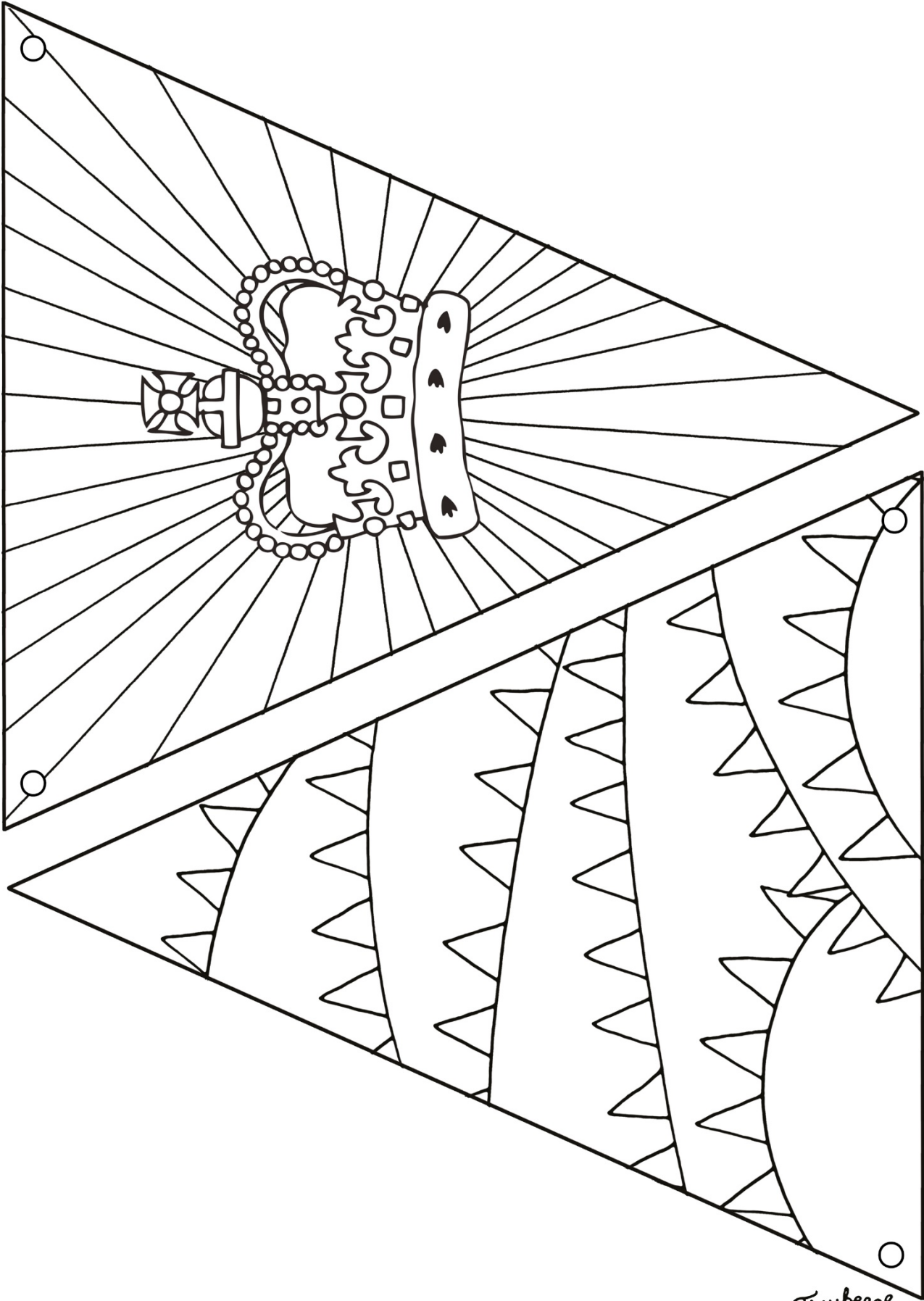
King's Guard Sentry Box

INSTRUCTIONS 1. Cut out the box and fold where shown. 2. Fold down the roof eaves. 3. Fold and stick the tabs where shown. 4. Cut out the guard and stand. 5. Fold the tab on the stand, glue where shown and stick to the back of the guard level with the bottom so he is able to stand.

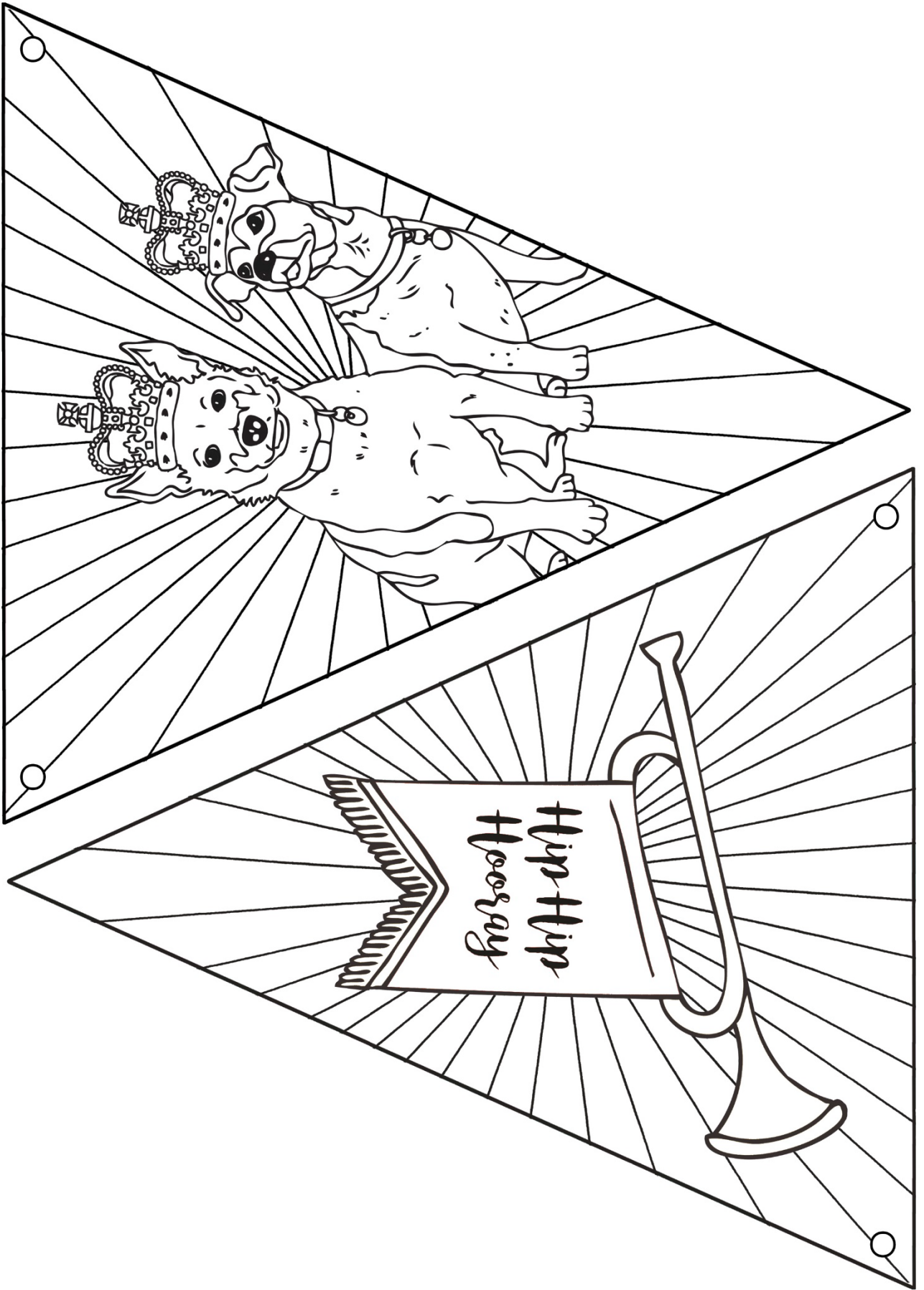




Blank for your own designs
(remember the point goes at the bottom)



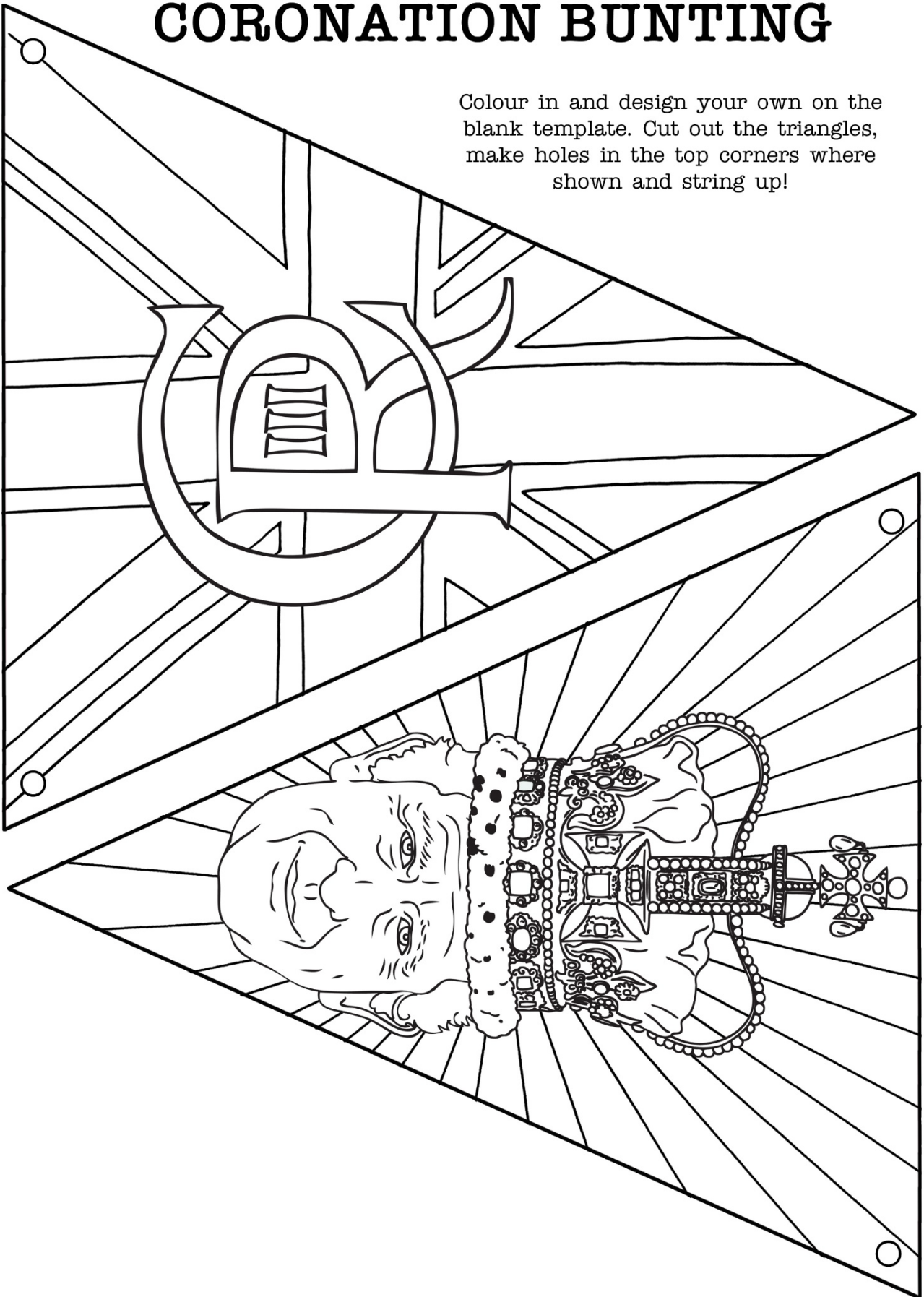
Tinybeagle



Tinybeagle

CORONATION BUNTING



Colour in and design your own on the blank template. Cut out the triangles, make holes in the top corners where shown and string up!



Design Your Own Coronation Tea Set

Since the reign of King George III porcelain souvenirs have been mass produced to mark important royal events.


Have a go at designing your own on the side plate, teapot and cup & saucer below.



Royal Portrait

Royal portraiture is a centuries old tradition. The late Queen Elizabeth II sat for official portraits over 129 times during her reign!

Create a regal portrait of yourself as a king or queen in the frame below.



Royal Pooches

Queen Elizabeth was well known for her love of corgi's but her eldest son has always favoured Jack Russell Terriers.


Colour in this picture of his adorable rescue pups Bluebell and Beth.




KING CHARLES III

CORONATION

Hip Hip
Hooray



6th May 2023





Made in Ashford is a collaborative of over 50 local designer/makers and crafts people selling and supporting each other in a stylish shop located in the Ashford Borough Council owned Park Mall shopping centre. Our shop is run by us, Craftship Enterprise CIC, a social enterprise which aims to help support and nurture small creative businesses by giving them an affordable platform on the high street to showcase and sell their products. We seek to make creativity accessible to all and it is our mission to fulfil this. We try to help as much as possible within our community to make our town an even better place to be.

Made in Ashford
**Unit 26
Park Mall
Ashford, Kent**



THE CRAFTSHIP

**Unit 1
Park Mall
Ashford, Kent**

Find us on Facebook/Instagram/Twitter @madeinashford #madeinashford