



STROLLER & CAR SEAT GUIDE

WELCOME TO ALDEA'S GUIDE TO

STROLLERS & CAR SEATS


At Aldea, we want to help you find baby gear that fits perfectly for your growing family and your lifestyle. Our Stroller & Car Seat Guide will help demystify the different types of gear and provide specific details on each piece we carry.

Finding the best gear depends on your lifestyle, your budget and some key logistical questions: Where are you going to use it? Where are you going to store it? How many babies will be using it? We broke this guide down between car seat types and stroller types. We go in-depth with each gear we carry. But before we get into it...

REMEMBER, WE'RE HERE FOR YOU!

If you have any questions, please contact us and we'll be happy to help you in-store, online, and over the phone! We also highly recommend that you test-drive your gear before you purchase, so stop on by, or make an appointment with our concierge!

Contact us at info@aldeahome.com or 866.402.5332



STROLLER TYPE



FULL-SIZE STROLLER

For one stroller that'll wheel your infant to toddler years, or even multiple children, look no further. Bigger, sturdier and more durable, these strollers are best for families who want the flexibility to use a stroller seat, a bassinet, a car seat, or even a seat for a second child, all in one stroller.



MID-SIZE STROLLER

Often smaller and lighter than a full-size stroller but lacks convertibility, storage space, and/or all-terrain wheels. But mid-size stroller offers more features than a lightweight stroller, like car seat compatibility and larger back wheels for better maneuverability.



LIGHTWEIGHT STROLLER

Designed for portability and often weighing 15 lbs or less. They're easy to fold and compact so you can stash it in the trunk or taking it on mass transit, or an airplane in a snap. Many come equipped with partial seat recline, but a smaller storage basket.



DOUBLE STROLLER

If you've got twins in tow — or a toddler who's not ready to give up his stroller days — then a double stroller is the way to go. Doubles come in two formats: tandem, where one child sits behind the other, or side-by-side seating.



TRAVEL SYSTEM

An easy-to-connect travel system pairs together the infant car seat and stroller. There are full-size, mid-size, and light-weight stroller travel systems, so you can choose a system with the type of stroller you like best.



JOGGING STROLLER

Superior suspension lets you walk, jog or hike and keep baby in comfort, while for maximum maneuverability both on and off the jogging trail. Many jogging strollers come with a front wheel that can swivel (for flexibility) or be fixed (for stability at higher speeds).

BUGABOO FOX²

FULL-SIZE STROLLER

Frame Options:



Seat/Bassinet Fabric Options:



Canopy Fabric Options:



Stroller Shown: Black Frame, Black Seat/Bassinet Fabric, Black Canopy Fabric

The Bugaboo Fox² stroller is clever and agile. Made of the highest-quality materials, with suspension in its all-terrain wheels and frame, it's strong and sturdy, yet manages to be one of the lightest full-size strollers on the market.

The Fox² can be used from birth with its bassinet, and convert to a seat with the seat fabric. It features an ergonomic seat recline lever, as well as new folding buttons for a faster, compact fold—with the seat or the bassinet attached—and self-stands when folded for easy storage and lifting. You'll even have more storage, thanks to two extra storage pockets on the bassinet.

The seat frame of the Fox² becomes a bassinet when paired with included bassinet fabric. The reclining, reversible seat can face either direction and, in a unique-to-Bugaboo feature, it's also self-standing so your child has a seat wherever you go.

FEATURES

- Chassis is ultralight for lifting and carrying but made of the same robust aluminum used in aviation
- Advanced central-joint and front-wheel suspension
- Large wheels for a stable ride on any kind of terrain
- Seat can be adjusted and removed with only one hand
- Higher seat positioning brings baby closer to you
- Height-adjustable handlebar
- Extendable sun canopy with two ventilation windows
- Extra-large underseat basket carries up to 22 lbs and has storage pockets for extra essentials
- Fabrics are machine-washable
- Can convert into two-wheel mode for sand and snow

SPECIFICATIONS

- Stroller weight: 21.8 lbs
- Weight limit: Birth to 48.5 lbs or 48 months
- Open dimensions: 33-42" L x 24"W x 35-43" H
- Folded dimensions: 25"L x 21"W x 7"H
- Wheel size: 8.5" for front wheels; 12" for rear wheels

COMPATIBILITY

- Bugaboo Turtle by Nuna Infant Car Seat (no adapters needed)
- With purchase of car seat adapters, compatible with infant car seats from Nuna, Cybex, Maxi-Cosi and Clek

BUGABOO LYNX

Frame & Fabric Options: 



Stroller Shown: Aluminum Frame with Blue Melange Fabric

FULL-SIZE STROLLER

The Bugaboo Lynx is one of the lightest full-size strollers, designed to make your daily adventures as a parent easier and as comfortable as they can be. This lightweight stroller weighs in at 20.7 lbs but can accommodate a child of up to 50 lbs, plus an extra 22 lbs in the underseat basket.

With a streamlined design, and a higher angled handlebar, this stroller is ideal for navigating through tight spaces and corners, thanks to its responsive one-hand steering. The smooth suspension, combined with the large wheels will make it comfortable for your child, no matter the terrain, or how fully loaded your stroller is.

The Bugaboo Lynx features an extra-large sun canopy that can be fully extended, offering head-to-toe sun protection for your child, and creating a cozy nook where your child can sleep peacefully.

FEATURES

- Ultra lightweight, made with robust areospace aluminum
- Front-wheel suspension for a smooth ride
- Reversible seat; 3 recline positions and height-adjustable handlebar
- High seat placement: 22" from the ground
- Extendable UPF 50+ canopy with peek-a-boo window
- Extra-large underseat basket carries up to 22 lbs
- 1-piece self-standing fold or 2-piece ultra compact fold
- Fabrics are machine-washable
- Can convert into two-wheel mode for sand and snow

SPECIFICATIONS

- Stroller weight: 20.7lbs
- Weight limit: 6 mos to 50lbs (from birth with bassinet or car seat)
- Open dimensions: 31.1" L x 23.62" W x 38.98" H
- 1-pcs fold, self-standing: 23.62" L x 23.62" W x 34.65" H
- 2-pcs fold, ultra-compact: 34.45" L x 20.87" W x 12.2" H
- Wheel size: 7" front wheel, 11.4" rear wheels

COMPATIBILITY

- Bugaboo Turtle by Nuna Infant Car Seat (no adapters needed)
- Bugaboo Lynx Bassinet (sold separately)
- With purchase of car seat adapters, compatible with infant car seats from Nuna, Cybex, Maxi-Cosi and Clek

CYBEX PRIAM

Frame Options: 

Seat Pack Options: 



Stroller Shown: Rose Gold/Black Frame with Premium Black Seat

FULL-SIZE STROLLER

With the PRIAM, CYBEX offers a complete 3-in-1 travel system to parents. One frame enables three different modes of use: as a travel system with matching carry cot or one of our award-winning CYBEX infant car seats, and later as a luxurious parent-facing or forward-facing stroller. The new PRIAM has been redesigned with high-quality leather-look details, premium seat pack fabrics and finishes including rose gold, chrome and matte black frames to choose from.

FEATURES

- One-hand fold into a compact self-standing position
- Recline to a near flat position while facing either direction
- Reversible seat using memory buttons
- Adjustable height on leather-look handlebar
- Leather-look bumper bar opens to the side for easy seat access
- Lockable swivel front wheels for stability on uneven terrain
- All-wheel suspension system for a smooth ride

FEATURES (CONT)

- Never-flat foam filled rubber wheels provide durability
- Large shopping basket carries up to 11 lbs
- Adjustable leg rest
- XXL Sun Canopy with peek-a-boo window and UPF 50+ to protect baby from the sun's rays
- Seat aligns with standard table heights, making dining out convenient
- Convenient two-wheel mode for strolling over loose terrain like sand and up staircases
- Includes rain cover, cup holder, bumper bar and car seat adapters

SPECIFICATIONS

- Stroller weight: 28.1 lbs.
- Weight limit: 6 mos to 55 lbs (from birth with carry cot or car seat)
- Open dimensions: 32.5-36.4" L x 23.6" W x 38-42.1" H
- Folded dimensions: 37.4" L x 23.6" W x 15.7" H

COMPATIBILITY


- Build your own travel system using a PRIAM Carry Cot and CYBEX Aton/Cloud Infant Car Seats (sold separately)

CYBEX E-PRIAM

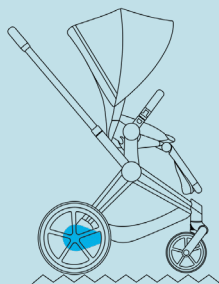
FULL-SIZE STROLLER

Frame Options: 

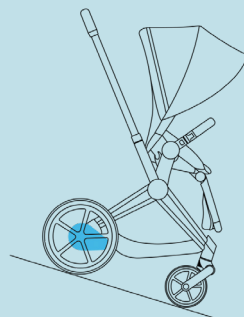
Seat Pack Options: 



UPHILL
SUPPORT



UNEVEN SURFACE
SUPPORT



BRAKING
SUPPORT



Stroller Shown: Chrome/Black Frame with Manhattan Grey seat

CYBEX e-PRIAM marries sophistication with smart technology. It's intelligent, intuitive, and innovative SMART sensors in the handlebar monitor pushing and pulling effort. It gives you a helping hand with its battery-powered motor, so you can glide up and down hills with ease, and cross uneven surfaces like sand, gravel or cobblestones without missing a step. As part of a 3-in-1 Travel System, the e-PRIAM Frame can accommodate a standard Seat Pack, a LUX Carry Cot, and an infant car seat. The e-PRIAM includes high-quality leather-look details, premium seat pack fabrics and finishes including rose gold, chrome and matte black frames to choose from.

KEY FEATURES

- SMART sensors include battery-powered motor assistant
- One-hand fold into a compact self-standing position
- Recline to a near flat position while facing either direction
- Reversible seat using memory buttons

FEATURES (CONT)

- Adjustable height on leather-look handlebar
- Leather-look bumper bar opens to the side for easy seat access
- Lockable swivel front wheels for stability on uneven terrain
- All-wheel suspension system for a smooth ride
- Never-flat foam filled rubber wheels provide durability
- Large shopping basket carries up to 11 lbs
- Adjustable leg rest
- XXL UPF 50+ Sun Canopy with peek-a-boo window
- Seat aligns with table heights, for dining out convenience
- 2 wheel mode for loose terrain like sand and up staircases
- Includes rain cover, cup holder, bumper bar and car seat adapters

SPECIFICATIONS

- Stroller weight: 33.7 lbs
- Weight limit: 6 mos to 55 lbs (from birth with carry cot or car seat)
- Open dimensions: 32.5-36.4" L x 23.6" W x 38-42.1" H
- Folded dimensions: 37.4" L x 23.6" W x 15.7" H

COMPATIBILITY

- Build your own travel system using a PRIAM Carry Cot and CYBEX Aton/Cloud Infant Car Seats (sold separately)

NUNA MIXX

Frame Options: 



Stroller Shown: Granite Fabric

FULL-SIZE STROLLER

There's more to the MIXX. Flexibility means the freedom to go where you want—to the market, on the train, or to the playground. For quick trips out, weekends away, and everything in between—the MIXX is the one. This versatile stroller has plenty of space for essentials. Plus its smooth maneuverability allows you to push with one hand, for some fun spins along the way. Or for some fun spins along the way, when you need to double-back to pick up that dropped bear. Designed with all the little details in mind, so your adventures in parenthood can be that much easier.

FEATURES

- Compact, flat fold options
- Reversible seat; 5 recline position
- Reclines to truly flat sleeper seat
- Adjustable calf support with integrated footrest
- Oversized, extendable UPF 50+ canopy

FEATURES (CONT)

- Adjustable calf support with integrated footrest
- Front and rear wheel progressive suspension technology
- Luxe leatherette accented pushbar and armbar
- Chrome black wheels
- Luxe hand-sewn leather-look arm and push bars
- Large two compartment storage basket
- Mesh peek-a-boo window (excludes SUITED fashion)
- Includes ring adapter for an easy on/off one-click travel system with PIPA infant car seat series or MIXX bassinet.

SPECIFICATIONS

- Stroller weight: 27lbs
- Weight limit: Birth to 50lbs
- Open dimensions: 37" L x 23.5" W x 44" H
- Folded dimensions: 34" L x 23.5" W x 18" H

COMPATIBILITY

- Pairs perfectly with PIPA infant car seat series (sold separately)
- Pairs perfectly with the MIXX bassinet (sold separately)

STOKKE XPLORY V6

Fabric Color Options: 



Stroller Shown: Grey Melange (Carry Cot Sold Separately)

FULL-SIZE STROLLER

The Stokke Xplory elevates the strolling experience—literally. Stokke's innovative design allows for the stroller seat to be raised, allowing the parent to better see the child, and the child to better see the world. Because the stroller seat reaches table height, the Xplory can even be used as a high chair at restaurants. The Xplory also features a reversible seat with five seating positions, and a two-wheel function that allows the stroller to conquer sand and rough terrain. Attach a carrycot for a newborn, an infant car seat for a travel system, or a sibling board for an older child to ride along.

FEATURES

- Height-adjustable seat position can bring baby closer to parents and to tables at restaurants
- Becomes a travel system with the Stokke PIPA by Nuna infant car seat without the need for adapters
- Reversible seat with 5 positions: 3 parent-facing (sleep, rest, active) and 2 forward-facing (rest and active)

FEATURES (CONT)

- Open design, with space between the wheels and no crossbar, doesn't restrict your movement Two-wheel function for all terrain like sand or pebbles
- Large, foam-filled rubber tires with built-in suspension
- Leatherette handlebar and seat rail
- Oversized SPF 50+ canopy with zippered ventilation window
- Soft seat with extra cushion or smaller babies
- Adjustable footrest for a growing child
- Front wheels lock for stability or swivel for maneuverability
- Included shopping bag holds up to 11 lbs and is easy to access and remove

SPECIFICATIONS

- Stroller weight: 26.5 lbs
- Weight limit: 6 mos to 45lbs (from birth with bassinet or car seat)
- Open dimensions: 29.5" L x 22.5" W x 35" H
- Folded dimensions: 39" L x 22" W x 13" H

COMPATIBILITY

- Stokke PIPA by Nuna Infant Car Seat (no adapter needed)
- With purchase of car seat adapters, compatible with infant car seats from Nuna, Cybex, Maxi-Cosi and Clek

BUMBLERIDE ERA

Frame & Fabric Options:



Stroller Shown: Dawn Grey in Chrome Frame

FULL-SIZE STROLLER

Bumbleride brings its eco-conscious, adventure-ready style to the Era, the company's first stroller with four wheels and a reversible seat that allows your child to face you, or face forward. The fabrics of the Era are made from 100% recycled PET and are OEKO-TEX certified to be free of harmful chemicals. Plus, the Era is the first stroller to feature a handlebar made of cork—an all-natural material that's durable, antimicrobial, comfortable, non-toxic and sustainable.

FEATURES

- Reversible seat allows parent facing or forward facing
- Air-filled tires with all-wheel suspension allow for smooth strolling over bumpy terrain
- 360 degree front swivel wheels with in-line lock option.
- Can be used from birth by reclining the seat to a flat position, or with an infant car seat or bassinet (both sold separately)
- One-handed recline to multiple positions, including flat position for sleeping and newborns
- Quick, compact fold, auto lock and standing stow
- Plastic components 25% recycled fishing nets

FEATURES (CONT)

- PFC free durable water repellent fabrics
- Fabrics are 100% recycled PET and OEKO-TEX certified
- Adjustable, non-toxic cork handle with safety strap
- UPF 45+ canopy with extension for extra coverage & air vents
- Long seat and footwell accommodate a taller child
- Oversized basket includes zippered pocket for air pump (included)
- All seat fabrics and canopies are machine-washable
- Extra room to grow with long seat and foot-well.
- Secure foot brake. Flip-flop friendly.

SPECIFICATIONS

- Stroller weight: 27 lbs (frame 20 lbs, seat 7 lbs)
- Weight limit: Birth to 55 lbs
- Open dimensions: 32.5"L x 24.5"W x 40.5"H
- Folded with seat: 29.5"L x 24.5"W x 13"H
- Folded w/out seat: 29.5"L x 24.5"W x 12"H
- Seat dimensions: 9.5"L x 12.5"W
- Seat to top of backrest: 19.5"L x 13"W
- Seat to top of canopy: 25"H

COMPATIBILITY

- With purchase of car seat adapters, compatible with infant car seats from Nuna, Cybex, Maxi-Cosi and Clek

BUGABOO BEE⁵

MID-SIZE STROLLER

Frame Options:



Style Set (Seat) Options:



Canopy Fabric Options:



Stroller Shown: Black Frame with Gray Style Set and Yellow Canopy

With its lightweight aluminum frame and compact fold, the Bugaboo Bee⁵ stroller was designed for life on-the-go. The Bee⁵ also offers the same features as a larger stroller, like a reversible seat that folds when facing either direction, compatibility with an infant car seat or bassinet, and durable foam-filled wheels with four-wheel suspension. Plus, a unique height-adjustable backrest and extendable seat that allow the stroller to grow with your child. Customize the look by choosing a frame color, canopy color, and style set (consisting of seat fabric, handlebar grips and wheel caps).

FEATURES

- Durable, foam-filled rubber tires and four-wheel independent suspension allows for one-handed steering
- Reversible seat allows child to face parent or face forward
- Seat reclines to multiple positions, including flat position for newborns and sleeping

FEATURES (CONT)

- Height-adjustable backrest and extendable seat grow with your child
- One-handed compact fold with stroller seat in tact
- Front wheels lock for stability or swivel for maneuverability
- Weather-resistant fabrics are machine-washable
- Faux-leather handlebar grips for style and comfort
- Height-adjustable handlebar
- Secure five-point safety harness
- Large under seat basket (with weight limit of 8.8 lbs)

SPECIFICATIONS

- Stroller weight: 19.6 lbs
- Weight limit: 6 mos to 37.5 lbs (from birth with bassinet or car seat)
- Open dimensions: 38" L x 21.1" W x 34.1" H
- Folded dimensions: 35.4" L x 18.3" W x 12.6" H

COMPATIBILITY

- Bee⁵ Bassinet Complete (sold separately)
- With purchase of car seat adapters, compatible with infant car seats from Nuna, Cybex, Maxi-Cosi and Clek

CYBEX MIOS

Frame Options: 

Seat Pack Options: 



Stroller Shown: Rose Gold/Black Frame with Brown Accents and Premium Black Seat

MID-SIZE STROLLER

Compact, functional, and stylish - the MIOS stroller provides maximum stability in a lightweight frame. The retro-modern seat features breathable mesh that helps regulate the child's body temperature, and the narrow design glides through streets with ease. The new MIOS has been redesigned with high-quality materials including leather-look details, premium fabric and finishes.

FEATURES

- Lightweight aluminum frame
- One-hand fold transforms the MIOS into a compact self-standing position in seconds
- Mesh seatback is light and breathable to help regulate your child's body temperature on warm days
- Reversible seat unit can be easily positioned to be forward or parent facing using memory buttons
- Height-adjustable leather-look handlebar
- Leather-look bumper bar can be opened on either side for easy access to the seat
- Front swivel wheels can be locked for stability on uneven terrain

FEATURES (CONT)

- All-wheel suspension system for a smooth ride
- Never-flat foam filled rubber wheels provide durability
- Large shopping basket (11 lbs capacity)
- Adjustable leg rest
- Comfort Inlay provides additional padding and warmth on cooler days
- XXL UPF 50+ sun canopy with peek-a-boo window
- Head cushion provides support to baby's head and neck
- Includes rain cover, cup holder, and car seat adapters

SPECIFICATIONS

- Stroller weight: 21.6 lbs
- Weight limit: 6 mos to 55lbs (from birth with carry cot or car seat)
- Open dimensions: 34.1–37.2" L x 19.3" W x 37.8–42.1" H
- Folded dimensions: 29.5" L x 19.7" W x 13" H

COMPATIBILITY

- Build your own travel system using a MIOS Carry Cot and CYBEX Aton/Cloud Infant Car Seats (adapters included, Carry Cot and Car Seats sold separately)

NUNA TRIV

Fabric Color Options:



Stroller Shown: Chrome/Black frame with Manhattan Grey seat

MID-SIZE STROLLER

The compact Nuna TRIV is ready to stroll wherever you go, thanks to ultra-convenient features like a one-handed fold, and car seat attachment for an instant travel system. Weighing less than 20 lbs, the TRIV is lighter and folds significantly smaller than any other Nuna stroller—without sacrificing important features like a reversible seat, one-handed recline and adjustable footrest.

FEATURES

- Super lightweight at 19.4 lbs (14.5 lbs for frame alone)
- Reversible seat allows parent facing or forward facing
- Included ring adapter to create a travel system with PIPA infant car seats series
- Folds using one hand and with seat in place
- Stands when folded for easy carrying and lifting
- Spring-suspension technology under the seat helps absorb bumps in the road
- Seat insert is made with merino wool, a natural fiber that's breathable and moisture-wicking to help regulate your child's body temperature

FEATURES (CONT)

- Seat insert is removable, allowing use of mesh seatback for ventilation in warm weather
- Seat reclines to three positions using one hand
- Extendable UPF 50+ sun canopy is water-repellent includes flip-out eyeshade and peek-a-boo window
- No-rethread harness makes height adjustments easier
- Rubber tires are lightweight but sturdy
- Adjustable footrest keeps growing legs comfortable
- Easy-access storage basket and extra storage pocket
- Height-adjustable handlebar

SPECIFICATIONS

- Stroller weight: 19.4 lbs excluding seat insert, bumper bar and canopy, 14.5 lbs for frame alone
- Weight limit: Birth to 50 lbs
- Open dimensions: 30.5-34.5" L x 20" W x 42-43.5" H
- Folded dimensions: 25.3" L x 21" W x 17.5" H
-

COMPATIBILITY

- Compatible with PIPA infant car seats series (adapters included)

BABYZEN YOYO²

Frame Options:   Fabric Options:         



Stroller Shown: Black Frame with Aqua 0+ Newborn Pack and 6+ Color Pack

LIGHTWEIGHT STROLLER

The YOYO² is designed to go anywhere. It folds and unfolds easily, can be carried like a bag, and is one-handed driving. It weighs less than 14 lbs, and is compact enough to fit in most airplane's overhead storage. The ideal stroller for city life! The YOYO² offers comfort and practicality with a new reinforced frame, independent suspension on the four wheels, and a handlebar in faux leather.

Use the YOYO² from birth with the 0+ Newborn Pack, consisting of a bassinet/carrycot with 5-point safety harness, 3-position pop-up canopy, removable foot cover, and headrest. In the carrycot, your newborn can lie completely flat, the safest position for supporting their neck and spine.

The 6+ color pack allows your child to sit up facing the road, from 6 months onward. It provides a comfortable seat cushion, 5-point harness, multi-position reclining backrest, a canopy window, and a zippered back pocket for quick access to essentials.

FEATURES

- Made with aluminum alloy, stainless steel and fibre-glass reinforced technical plastics, YOYO² will last for several generations
- Roomy storage basket
- Removable fabric, machine-washable
- Extendable hood with UV protection (UPF 50+) and treated with waterproofing

SPECIFICATIONS

- Stroller weight: 13.6 lbs
- 0+ age/weight limit: Birth to 22 lbs
- 6+ age/weight limit: 6 months to 48.5 lbs
- Open dimensions: 39" L x 17" W x 41" H
- Folded dimensions: 20" L x 17"W x 7" H

COMPATIBILITY

- With purchase of car seat adapters, compatible with infant car seats from Nuna, Cybex (Aton series), Maxi-Cosi and Clek

BUGABOO ANT

Frame Options:   Canopy Fabric Options:     



Stroller Shown: Black frame with Black Style Set

LIGHTWEIGHT STROLLER

The Bugaboo Ant is the smallest in the Bugaboo animal kingdom of strollers, weighing less than 16 lbs and folding compactly enough to be stored in an airplane's overhead storage.

Just like its namesake, this stroller is tiny but tough. The Bugaboo Ant features a 50 lb weight limit, a supportive seat and backrest, and suspension built into the wheels and frame for easy, one-handed maneuverability.

FEATURES

- Folds compactly to fit in most airline overhead storage
- Reversible seat allows baby to face you or face forward
- Lightweight yet durable frame weighs less than 16 lbs
- Suspension integrated into the front wheels and rear frame for superior maneuverability
- Supportive backrest is height-adjustable to provide a perfect fit as your child grows

FEATURES (CONT)

- Offers pull-along trolley mode and stands when folded
- Can hold up to 17.6 lbs between rear luggage basket and under seat basket
- Accessible rear luggage basket lets you reach your essentials even when the stroller is folded
- Ergonomic seat has 3 reclinable positions
- Height-adjustable handlebar
- Extendable UPF50+ sun canopy has ventilated peek-a-boo window (melange fabrics only)

SPECIFICATIONS

- Stroller weight: 15.8 lbs
- Weight limit: 6 mos to 50 lbs (from birth with cocoon or car seat)
- Open dimensions: 38" L x 21.1" W x 34.1" H
- Folded dimensions: 35.4" L x 18.3" W x 12.6" H

COMPATIBILITY

- Baby Cocoon (sold separately)
- With purchase of car seat adapters, compatible with infant car seats from Nuna, Cybex (Aton series), and Maxi-Cosi

BUGABOO DONKEY³

Frame & Fabric Options: 



Stroller Shown: Donkey³ Mono with Bassinet, Donkey³ Duo Bassinet & Seat, Donkey³ Twin Seats in Aluminium Chassis/Frame with Gray Mélange Sun Canopy & Fabrics

DOUBLE STROLLER

In three simple clicks, the Bugaboo Donkey³ grows from a single stroller to a side-by-side double stroller for siblings or twins. Stroller seats, bassinets and infant car seats can be used in any combination to create one of the highest-quality double strollers on the market.

The Donkey³ packs 44 pounds of storage, between a roomy underseat basket and a side basket (for single mode). Ideal for groceries and shopping bags. Top-of-the-line materials and large, all-wheel suspension make the Donkey³ the smoothest of rides for baby and parent, no matter how rugged the terrain gets.

FEATURES

- As a side-by-side double stroller, Donkey³ is still narrow enough to fit through a standard doorway
- All-wheel suspension for a sturdy ride over rough terrain
- Foam wheels simulate air-filled tires without ever going flat
- One-handed steering for superior maneuverability
- Side luggage basket holds 22lbs; includes cover and pockets

FEATURES (CONT)

- One-piece, self-standing fold
- Can go into two-wheel mode for sand and snow
- Reversible seat faces forward or faces parent
- One-handed recline to three positions, including flat position
- Height-adjustable handlebar for parent comfort
- Leather-look handlebar and bumper bar
- Flip-flop friendly foot brake
- Stroller seat and bassinet stand independently on the ground
- Extendable sun canopy with ventilation window
- Rotating carry handle / bumper bar
- Storage pockets on outside of bassinet

SPECIFICATIONS

- Stroller weight: 27.5 pounds
- Weight limit: Birth (with bassinet) to 50 lbs (per seat)
- Underseat storage weight limit: 22 lbs
- Side luggage basket weight limit: 22 pounds
- Open dimensions: 32" L x 23.6" W x 33-42" H
- Folded dimensions: 34.3" L x 23.6" W x 15.7" H

COMPATIBILITY

- With purchase of car seat adapters, compatible with infant car seats from Nuna, Cybex, and Maxi-Cosi

NUNA DEMI GROW

Frame Options: ● ● ● ●



Stroller Shown: Caviar Fabric (Car Seat, Bassinet & Second Seat Sold Separately)

FULL-SIZE/DOUBLE STROLLER

The Nuna Demi Grow Stroller is a convertible stroller that accommodates a second seat when your family grows. Use the Nuna Demi Grow in 23 configurations with a stroller seat, Nuna infant car seat, or bassinet on either the upper or lower position of the stroller. Unlike other convertible strollers with a smaller second seat, the seats on the Demi Grow are identical, with each accommodating up to 50 lbs.

FEATURES

- Converts to a double stroller with 23 configurations
- Can be used with PIPA infant car seat series or with Demi Grow bassinet (both sold separately) with included adapters
- Second seat (sold separately) also accommodates child from birth to 50 lbs
- Reversible seat faces parent or forward
- Dual suspension for rough terrain or smooth surfaces
- Tough, foam-filled wheels for any terrain
- Can be reclined with one hand
- Stroller frame includes convenient carry handle

FEATURES (CONT)

- Oversized canopy with pull-out Dream Drape cover for additional sun coverage
- Seat cushion zips out to mesh lining for warm weather
- Fenders and hub caps protect from dirt and debris
- Height-adjustable handlebar and adjustable leg rest
- Rotating bumper bar allows for easy access to seat
- Leatherette handlebar and bumper bar
- Three or five point anti-loop, no-rethread harness
- Front wheels can lock for improved steering
- Roomy storage basket with flip-up compartment divider

SPECIFICATIONS

- Stroller weight: 27.4 lbs
- Weight limit: 6 mos to 50lbs (from birth with bassinet or car seat)
- Open dimensions: 39.5" L x 24" W x 43.5" H
- Folded dimensions: 23.5" L x 24" W x 35" H

COMPATIBILITY

- Pairs perfectly with PIPA infant car seat series (sold separately)
- Pairs perfectly with the Demi Grow bassinet (sold separately)

NUNA TAVO & PIPA LITE TRAVEL SYSTEM

Fabric Color Options:



Stroller Shown: Tavo and PIPA Lite in Caviar

This sleek travel system features the PIPA Lite Infant Car Seat connecting directly to the TAVO with just one click—no adapters needed!

The TAVO also features suspension for a smooth ride, a full-recline with Dream Drape for nap time, and a removable seat insert with an all-mesh seat to let the breeze in.

The Nuna PIPA Lite weighs just 5.3 lbs and is one of the safest infant car seats on the market. The PIPA Lite is made with a first-of-its-kind flexible foam that compresses to absorb impact in a crash.

TAVO FEATURES

- One-step, one-handed fold
- Stroller auto-locks when folded for easy carrying
- Reclines 4-positions, including true-flat sleeping position
- All-wheel suspension absorbs shock for a smooth ride
- Front wheels swivel for maneuverability or lock for stability
- Includes a removable infant insert for added support
- Seat insert is made with merino wool, a natural fiber that is breathable and moisture-wicking
- Seat fabric snaps out to an all-mesh seat for warmer weather

TAVO FEATURES (CONT)

- Adjustable leatherette handlebar and calf support
- Oversized, UPF 50+ canopy with flip-out eyeshade and mesh ventilation panels
- Dream Drape extends for additional sun protection

TAVO SPECIFICATIONS

- Stroller weight: 24.3 lb
- Weight limit: Birth to 50 lbs
- Open dimensions: 35.6" L x 22" W x 42.5" H
- Folded dimensions: 35.6" L x 22" W x 18.5" H

PIPA LITE & PIPA BASE FEATURES

- Loaded leg on base attaches to floor of car for additional stability, and absorbs impact and minimizes force to baby
- Two step, 5 second install, with indicators for correct installation
- Ventilated UPF 50+ Dream Drape offers full coverage
- Infant insert can be removed as baby grows
- Can be installed in a taxi or airplane with only the seat belt

PIPA LITE & PIPA BASE SPECIFICATIONS

- Car seat weight: 5.3 lbs (without canopy or infant insert)
- Car seat weight with base: 21.9 lbs
- Weight limit: 4-32 lbs or up to 32"
- Suitability: Rearward facing infant car seat

BUMBLERIDE INDIE & INDIE TWIN

Frame & Fabric Options:



Stroller Shown: Indie & Indie Twin in Maritime Blue with Chrome Frame

JOGGER/DOUBLE STROLLER

The Bumbleride Indie & Indie Twin are the perfect solution for parents who want a stroller that's safe for jogging, yet convenient for everyday use. Both strollers feature sturdy, 12" air-filled tires with all-wheel suspension for a smooth ride on any terrain. Both strollers are able to fold in one single step!

The Indie & the Indie Twin can be used from birth, or with numerous infant car seat brands to create a travel system which can be paired with a bassinet (sold separately).

FEATURES

- 12" air-filled tires with all-wheel suspension for a smooth ride on any kind of terrain, whether walking or jogging
- Compatible with numerous infant car seats to create a travel system (with adapter sold separately)
- Narrow aluminum frame is sturdy yet lightweight
- Quick, compact fold with auto-lock & standing stow
- Stroller auto-locks and can stand when folded
- Front wheel can lock for stability and swivel for maneuverability
- 5-point breakaway harness with shoulder pads
- Plastic components 25% recycled fishing nets
- PFC free durable water repellent

FEATURES (CONT)

- Eco fabric is 100% recycled PET* & OEKO-TEX certified
- Adjustable handlebar up to 45", includes safety strap
- UPF 45+ canopy with extension for extra coverage & air vents
- Large cargo basket with storage for air pump (pump included)
- Adjustable footrests heights for infant or toddlers.
- Ventilated backrest includes cinch for a one-handed recline
- Secure foot brake. Flip-flop friendly.
- All seat fabrics and canopies are machine-washable
- Includes two interior pockets for sippy cups and backseat pocket for water bottles
- Backseat zippered pocket for phone and keys

INDIE SPECIFICATIONS

- Stroller weight: 24 lb
- Weight limit: Birth to 55 lbs
- Open dimensions: 37" L x 24.5" W x 26.5-45.5" H
- Folded dimensions: 32" L x 24.5" W x 11.5" H

INDIE TWIN SPECIFICATIONS

- Stroller weight: 36 lb
- Weight limit: Birth to 90 lbs (45 lbs per seat)
- Open dimensions: 36" L x 30" W x 26.5-45.5" H
- Folded dimensions: 32.5" L x 30" W x 13.5" H

BUMBLERIDE SPEED

Frame & Fabric Options:



Stroller Shown: Indie & Indie Twin in Maritime Blue with Chrome Frame

JOGGER STROLLER

As Bumbleride's performance jogging stroller, the Bumbleride Speed offers three front wheel settings for walking, jogging and training. Lock the front wheel for long-distance running, keep it swiveling 360 degrees for city walking, or engage a partial lock with a 20-degree swivel for light jogging and all-terrain trails.

FEATURES

- Air-filled tires (16" rear, 12" front) with all-wheel suspension for a smooth ride whether you're jogging or walking
- Speed3 Steering System: locked for running, partial swivel for jogging and all-terrain trails, and full swivel for walking
- Compatible with numerous infant car seats to create a travel system (with adapter sold separately)
- Ergonomic handle trigger release with one-step fold & standing stow
- 5-point breakaway harness with shoulder pads
- Plastic components 25% recycled fishing nets
- PFC free durable water repellent
- Eco fabric is 100% recycled PET* & OEKO-TEX certified
- Adjustable handlebar up to 46" includes safety strap

FEATURES (CONT)

- UPF 45+ canopy with extension for extra coverage & air vents
- Large cargo basket with storage for air pump (pump included)
- Adjustable footrests heights for infant or toddlers.
- Ventilated backrest includes cinch for a one-handed recline
- Secure foot brake. Flip-flop friendly.
- Includes two interior pockets for sippy cups and backseat pocket for water bottles
- Backseat zippered pocket for phone and keys
- All seat fabrics and canopies are machine-washable
- Ironman edition features more reflective detailing, Bumbleride Blue contrast, and Ironman logo

SPECIFICATIONS

- Stroller weight: 26 lb
- Weight limit: Birth to 65 lbs
- Recommended use: From birth with bassinet or infant car seat (sold separately), 3 mos with infant insert - walking, 6 mos - jogging
- Open dimensions: 39" L x 25" W x 35" - 46" H
- Folded swivel dimensions: 33" L x 25" W x 15.5" H
- Folded jog dimensions: 37" L x 25" W x 16.5" H

CAR SEAT TYPE

A car seat belongs at the top of your buy-for-baby list—you won't be able to leave the hospital without one! Here are the four main types of car seats on the market.



INFANT CAR SEAT

Infant car seats offer rear-facing comfort and security for newborns to babies up to 30 lbs or so.



CONVERTIBLE CAR SEATS

Convertibles can be used rear-facing for infants and forward-facing for toddlers.



ALL-IN-1 CAR SEATS

This car seat will grow with your child from infancy to booster-seat stage, at age 4.



BOOSTER SEATS

For children ages 4 and up, booster seats are for use with a seatbelt.

DOONA CAR SEAT & STROLLER

INFANT CAR SEAT

Fabric Color Options:



FEATURES

- Fully integrated travel system, converting from car seat to stroller in seconds
- Adjustable stroller handlebar becomes anti-rebound bar in car seat mode
- 5-point harness with removable and washable infant insert
- LATCH base included
- TUV and FAA aircraft approved for travel


SPECIFICATIONS

- Product weight: 16.5 lbs
- Weight limit: 4-35 lbs or up to 32"
- Suitability: Rearward facing infant car seat
- Open dimensions: 39" L x 17.3" W x 32.2" H
- Folded dimensions: 23.6" L x 17.3" W x 26" H
- LATCH base dimensions: 20.9" L x 15.7" W x 9.6" H
- LATCH base weight: 10 lbs

NUNA PIPA + PIPA BASE & PIPA RX + RELX BASE

INFANT CAR SEAT

PIPA Color Options: 

PIPA RX Color Options: 



FEATURES

- Light weight design with 5-point harness, side-impact protection and easy and fast (5-second True lock™) installation
- Heavy duty shell with EPS foam is super resilient
- Both PIPA & RELX bases are steel-reinforced, crumple zone within loaded leg and a rigid LATCH system
- Car seats can be installed without its base using the belt path
- Two-piece removable infant insert + head support
- Full coverage, two position and protective UPF 50+ canopy with flip out eyeshade and magnetic Dream Drape are removable
- Mesh peek-a-boo window in canopy
- Fabrics are free of brominated and chlorinated flame-retardants

PIPA & RELX BASE DIFFERENCES


- Recline: PIPA 1 foot flip. RELX 4 positions.
- LATCH connector: PIPA 1 position. RELX 4 positions.
- Anti-rebound Panel: PIPA No. RELX Yes,

SPECIFICATIONS

- Product weight: PIPA: 8 lbs, 22 lbs with base, PIPA RX: 7.6 lbs, 24.4 lbs with base (*weights do not include canopy or insert*)
- Weight limit: 4-32 lbs or up to 32"
- Suitability: Rearward facing infant car seat
- Dimensions: PIPA: 26.5" L x 17" W x 22.6" H
PIPA RX: 25.2" L x 17.5" W x 23" H

CLEK LIINGO & LIING

INFANT CAR SEAT

Liingo Color Options: 

Liing color Options: 



LIINGO BASELESS INFANT CAR SEAT



LIING INFANT CAR SEAT & BASE

FEATURES

- Lightweight design plus a one-handed quick-release make it easy to remove the seat from a stroller (or car seat base)
- 2-piece energy-absorbing EPP-lined shell for maximum side-impact protection while maximizing air circulation
- Both include LATCH connectors and European belt path that secure belt installation when LATCH installation is unavailable
- 3-position, SPF 100+ adjustable sun canopy with ventilated window
- 2-stage insert system provides proper support for newborns
- Fabrics are free of brominated and chlorinated flame-retardants

LIINGO & LIING DIFFERENCES

- The Liingo is engineered with the LATCH connectors directly onto the car seat carrier, eliminating the need for the car seat base
- With its base, Liing features a rigid-LATCH system for a secure and easy installation, metal loaded leg and 7 recline positions

SPECIFICATIONS

- Product weight: 9 lbs (26 lbs with base)
- Weight limit: 4-35 lbs or up to 32"
- Suitability: Rearward facing infant car seat
- Dimensions: 27.7" L x 16.9" W x 26.8" H

CYBEX CLOUD Q SENSORSAFE

Fabric Color Options: 



FEATURES

- Smart-tech harness chest clip with SensorSafe technology provides alerts when unsafe situations arise
- Offers a full recline position outside of the car
- 11-position height-adjustable headrest
- Side-impact protection with energy absorbing shell
- Load leg base stabilizes car seat, reduce crash forces
- Padded 5-point safety harness with chest clip
- No-rethread harness adjustability

FEATURES (CONT)

- Removable newborn support insert for 5 to 11 lbs
- XXL sun canopy with a UPF 50+

SPECIFICATIONS

- Product weight: 13.9 lbs
- Weight limit: 4-35 lbs or up to 30"
- Suitability: Rearward facing infant car seat
- Dimensions: 26.4 L x 17.3 W x 15.6 H

INFANT CAR SEAT

CYBEX ATON 2 SENSORSAFE

Fabric Color Options: 



FEATURES

- Smart-tech harness chest clip with SensorSafe technology provides alerts when unsafe situations arise
- Ultra-lightweight: weighs only 9.5 lbs. for easy carrying
- Side-impact protection with energy absorbing shell
- Load leg base stabilizes car seat, reduce crash forces
- Padded 5-point safety harness with chest clip
- Rethread harness adjustability
- Padded, adjustable head support

FEATURES (CONT)

- Removable newborn support insert for 5 to 11 lbs
- XXL sun canopy with a UPF 50+

SPECIFICATIONS

- Product weight: 9.5 lbs (not including base)
- Weight limit: 4-35 lbs or up to 30"
- Suitability: Rearward facing infant car seat
- Dimensions: 25" L x 17.25" W x 15.25" H

INFANT CAR SEAT

NUNA RAVA

Fabric Color Options: 

CONVERTIBLE CAR SEAT



FEATURES

- Advanced safety technology makes installation swift and secure
- Recline angle guides clearly confirm the perfect riding angle
- True tension™ doors ensure an ultra-secure fit
- Colored belt path indicators help decrease risk of user error
- Energy-absorbing foam and SIP pods offer side-impact protection, plus all-steel frame for superior protection
- Laid back legroom gives up to 2" more leg room rear facing, and extra support for forward facing riders

FEATURES (CONT)

- Fabrics are flame retardant free and machine washable

SPECIFICATIONS

- Product weight: 27.2 lbs
- Weight limit: 5-65 lbs or up to 49"
- For rear-facing infant/convertible: 5-50 lbs or up to 49"
- For forward facing convertible: 25-65 lbs or up to 49"
- Dimensions: 16" L x 19" W x 25" H

CYBEX SIRONA S

Fabric Color Options: 

CONVERTIBLE CAR SEAT



FEATURES

- Innovative 360° rotatable seat with a load leg, switching from rear to forward-facing positions quickly and allows parents to easily get their child in and out
- Load leg stabilizes the seat and significantly reduce crash forces
- EasyLock bar for quick, simple and secure installation
- Only convertible seat with a one-time vehicle belt installation for both rear-facing and forward-facing mode
- Smart-tech harness chest clip with SensorSafe technology alerts parents when unsafe conditions arise
- Integrated Linear Side Impact Protection System (L.S.P.)

FEATURES (CONT)

- Innovative one-pull LATCH removal system plus LATCH connection storage inside the base when not in use
- 12-position recline adjustment even while seat is in use

SPECIFICATIONS

- Product weight: 30.4 lbs
- Weight limit: 4-65 lbs or up to 49"
- For rear-facing infant/convertible: 4-50 lbs
- For forward facing convertible: 22-65 lbs
- Dimensions (fully upright): 25.3" L x 20" W x 25.5" H

CLEK FOONF & FLLO

CONVERTIBLE CAR SEAT

Fabric Color Options: Varies by model (visit aldeahome.com for all options)



FOONF CONVERTIBLE CAR SEAT



FLLO CONVERTIBLE CAR SEAT

FEATURES

- Built like a tank with steel and magnesium frame, energy-absorbing crumple technology, anti-rebound bar for secure rear-facing installation, and advanced side-impact protection
- Less than 17" wide and can fit 3-across most vehicles
- Fabrics free of brominated and chlorinated flame retardants

FOONF & FLLO DIFFERENCES

- Foonf features Rigid-LATCH connectors built into its base, for fast and correct forward-facing installation and flexible LATCH belt for rear-facing installation.

FOONF & FLLO DIFFERENCES (CONT)

- Fllo uses flexible LATCH belt for rear and forward-facing installations
- Foonf offers 3 recline positions—rear and forward-facing
- Fllo's angle is adjustable by repositioning on your vehicle seat

SPECIFICATIONS

- Product weight: Foonf: 38 lbs, Fllo: 28 lbs
- Rear-facing weight limit: 14-50 lbs or up to 43"
- Forward-facing weight limit: 22-65 lbs or 30-49"
- Foonf dimensions: 17.5" L x 17" W x 28-32.5" H
- Fllo dimensions: 12.5" D x 13-16.9" W x 21.5-26" H

CYBEX ETERNIS S

ALL-IN-1 CAR SEAT

Fabric Color Options:



INFANT/CONVERTIBLE
REAR-FACING 4-50 lbs

CONVERTIBLE
FORWARD-FACING 22-65 lb

BOOSTER
40-120 lbs

FEATURES

- This all-in-one converts from rear facing to forward facing to booster as your child grows
- In-seat recline provides ergonomic positioning and extra legroom
- Headrest has 3 recline positions and 12 adjustable positions
- Integrated Linear Side Impact Protection System (L.S.P.)
- 5-point safety harness with SensorSafe Technology integrated in the chest clip (not used in Booster mode)
- Steel reinforced frame provides strength and durability
- Innovative one-pull LATCH removal system

FEATURES (CONT)

- Removable infant insert provides support to head and neck

SPECIFICATIONS

- Product weight: 26 lbs
- Weight limit: 4-120 lbs or up to 57"
- For rear-facing infant/convertible: 4-50 lbs
- For forward facing convertible: 22-65 lbs
- For belt positioning booster: 40-120 lbs
- Dimensions: 25.3" L x 20" W x 25.5" H

NUNA EXEC

Fabric Color Options: 

ALL-IN-1 CAR SEAT



INFANT
REAR-FACING RECLINE



INFANT
NB-2 yrs or 5-50 lbs
(REAR-FACING)



CONVERTIBLE
2-4 yrs or 25-65 lbs
(FORWARD-FACING)



BOOSTER
4 yrs+ or 40-120 lbs

FEATURES

- All-in-one car seat converts from rear facing to forward facing to booster mode
- Fits three across in most mid-size vehicles
- Aeroflex™ side impact protection system
- Simply™ secure installation
- Magnetic harness keepers
- Shoulder belt guides aid in proper belt routing for big kids
- Adjustable leg rest

SPECIFICATIONS

- Product weight: 26.6 lbs
- Weight limit: 5-120 lbs or up to 57"
- For rear-facing infant/convertible: with lower anchor belt: 5-35lbs, with seat belt: 5-50 lbs
- For forward facing convertible: with lower anchor belt: 25-40 lbs, with seat belt: 25-65 lbs
- For belt positioning booster: 40-120 lbs or 38-57"
- Dimensions: 39" L x 17.3" W x 32.2"H

NUNA ACE

Fabric Color Options: 

BOOSTER SEAT



HIGH BACK BELT POSITIONING BOOSTER
at least 4 yrs+ or 40-110 lbs or 38-60"



NO BACK BELT POSITIONING BOOSTER
at least 5 yrs+ or 50-120 lbs or 38-60"

FEATURES

- 3D growth™ system: 9 adjustable head rest positions, expanding shoulder system, 3 seat depths for growing legs
- 2-in-1 design: converts from high back to no back booster
- Lower anchor connectors allow for 8 recline positions
- Side impact protection (SIP) pods
- Belt positioner aids in correct belt routing and minimizes error
- Flame resistant with no added fire retardant chemicals
- Ventilated shell with machine washable knit fabrics

SPECIFICATIONS

- Product weight: 15.6 lbs
- Weight limit: 40-120 lbs or up to 60"
- For high back booster: 40-110 lbs or 38-60" or 4 years +
- For no back booster: 50-120 lbs or 38-60" or 5 years
- Dimensions lowest position - HBB: 15" L x 21.5" W x 26" H
- Dimensions highest position - HBB: 15" L x 22.5" W x 33" H

CLEK O OBR

Frame & Fabric Options:



FEATURES

- Features magnesium alloy frame, energy absorbing foam, structural headrest, and rigid-LATCH or seatbelt installation
- Improve safety by raising your child 4" for better seat belt positioning on the child's shoulder and hips.
- Adjustable headrest, seat recline and converts to backless booster
- Stain-resistant GREENGUARD certified eco-fabrics
- Free of brominated and chlorinated flame-retardants
- Detachable and dishwasher safe Drink-Thingy/cup holder

SPECIFICATIONS

- Product weight: 20 lbs High back mode, 10 lbs Backless mode
- High back weight limit: 33-100 lbs or 38-57" or at least 4 yrs+
- Backless weight limit: 40-100 lbs or 40-57" or at least 4 yrs+
- Height dimensions: Rear of seat: 4.5", Front of seat: 5", Armrest: 9", Seating Surface to Shoulder Belt Guide: 14-21"
- Width dimensions: Overall with Drink-thingy: 20", Front of Seat: 14", Inner headrest: 7.75"

BOOSTER SEAT

CLEK OLLI & OZZI

Fabric Color Options: Varies by model (*visit aldeahome.com for all options*)



OLLI BOOSTER SEAT
PRICE: \$99.99 - \$109.99



OZZI BOOSTER SEAT
PRICE: \$74.99

FEATURES

- Improve safety by raising your child 4" for better seat belt positioning on the shoulder belt fit and child's hip.
- Locks into place with LATCH connectors to provide additional stability in a collision
- Comfort-cube construction includes an additional layer of padding that protects against numb-bum

OLLI & OZZI DIFFERENCES

- Rigid-LATCH System: OLLI: Yes, OZZI: Yes
- Quick LATCH Release Strap: OLLI: Yes, OZZI: No

OLLI & OZZI DIFFERENCES (CONT)

- GREENGUARD Gold Certified Fabrics: OLLI: Yes, OZZI: No
- Carrying Strap: OLLI: Yes, OZZI: No
- Detachable Cupholder: OLLI: Yes, OZZI: No

SPECIFICATIONS

- Product weight: 5 lbs (both seats)
- Weight limit: 40-120 lbs or 40-57" or at least 4 yrs+ (both seats)
- Dimensions: 13.25" D x 12.75" W x 5"H
- 1+2 year warranty and 9 year expiration

**WE'RE HERE
TO HELP YOU!**

1-866-402-5332 or
info@aldeahome.com



www.aldeahome.com

890 Valencia Street, San Francisco, CA 94110

3825 Main Street, Culver City, CA 90232