

# WALK LIKE AN ANIMAL!

ILLUSTRATIONS BY:


Isabel Weber

@wibblewebble


1. Cut following the solid outline.
2. Fold over the dashed lines.
3. Glue the flaps to form a dice.
4. Prepare enough space to move around.
5. Let's get to it!

 **key picks** TOYS FOR MINDS ON THE GO

[WWW.KEYPICKSTOYS.COM](http://WWW.KEYPICKSTOYS.COM)



## CRAB WALK!



## FROG JUMPS!




## BEAR WALK!




## FLAMINGO HOPS!



## SNAKE CRAWL!



## DUCK WALK!



# BEAR WALK!

1



2



# CRAB WALK!

1



2



# DUCK WALK!

1



2



# FLAMINGO HOPS!



# FROG JUMPS!

1



2





# SNAKE CRAWL!

1



2

