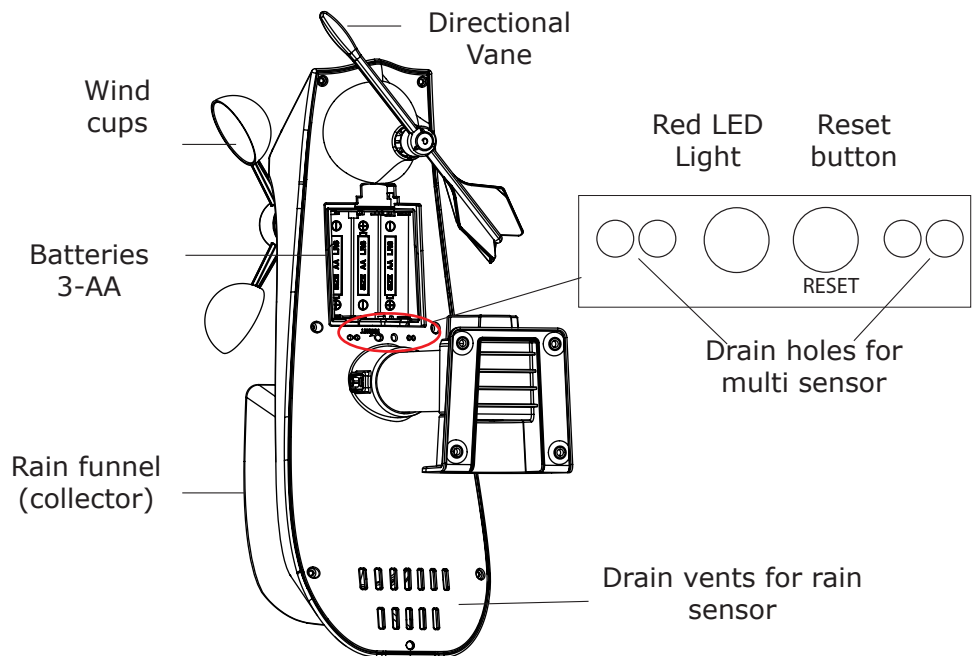


Multi-sensor Wind | Rain | Lightning



Features

- Wind direction
- Wind speed
- Rainfall
- Lightning detection
- Solar Panel for extended battery life
- Replaceable directional vane
- Replaceable wind cups
- Self-emptying rain sensor
- Updates every 30 seconds



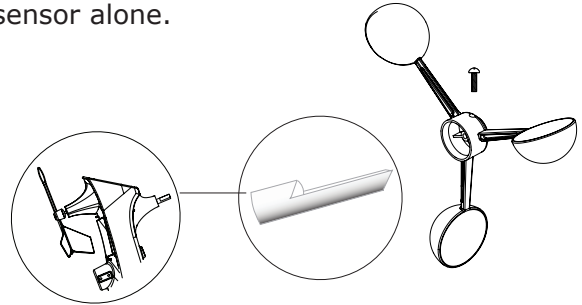
Model: TX231RW
DC: 111116

Power

- Requires 3-AA batteries for operation.
- Solar panel extends battery life but cannot operate multi-sensor alone.

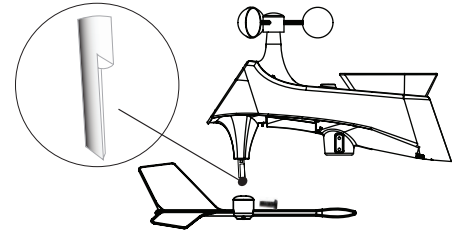
Replace Wind Cups

1. Loosen the screw on side of cups
2. Remove cups
3. Install new cups
4. Tighten screw on flat side of stem



Replace Directional Vane

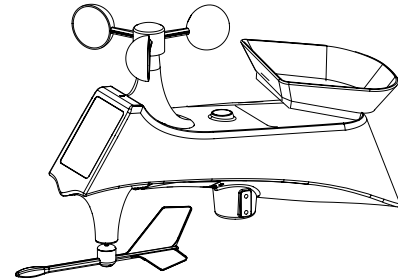
1. Loosen the screw on side of vane
2. Remove direction vane
3. Install new vane
4. Tighten screw on flat side of stem



Clean Rain Sensor

1. Remove rain funnel (pull flat side firmly upward).
2. Gently remove debris or insects inside the rain sensor.
3. Clear debris from drain vents.
4. Clear debris from the rain funnel.
5. Reinstall the rain funnel.

Note: Do not oil the rain sensor.



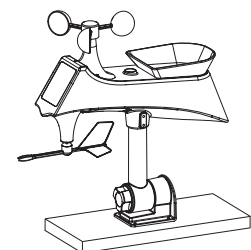

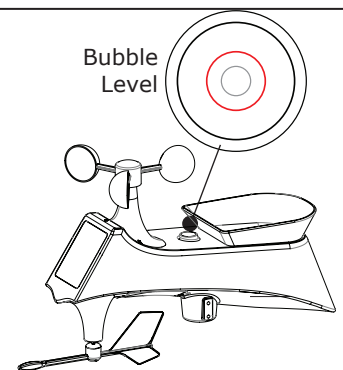
Mounting

TX231RW Multi-sensor

- Mount in an open area clear for 50 feet in all directions.
- Mount with the solar panel facing south, so the wind direction is correct. See N, S, E W, embossed on the top of the sensor.
- Use the bubble level on the top of the sensor to ensure it is level, for accurate rainfall readings.
- The maximum wireless transmission range to the station is over 330 feet (100 meters) in open air, not including walls or trees.
- Cups should be on the top of the sensor.
- Attach to mounting surface with screws through the mounting bracket.
- The sensor can be mounted from the bottom or from the side.

Alternatively:

- Insert your own mounting pole into the sensor base.
- Tighten screws
- Mounting bracket would not be used.



Specifications

- Wind Speed Range: 0-111.8 mph (0-180 km/h)
- Wind Direction: 0-359 degrees
- Rainfall: 0-393.7 inches (0-9999 mm)
- Lightning Range: 0-25 miles (0-40 km)
- Update interval: About every 30 seconds
- Transmission Range: 330 ft (100 m) RF 915MHz open air
- Batteries: 3-AA, IEC, LR6 batteries (not included)
- Battery Life: over 24 months with reputable batteries
- Dimensions: 13.62" W x 13" H x 5.16" D in (345.95 x 330.20 x 131.06 mm)

Warranty and Support

La Crosse Technology, Ltd. provides a 1-year limited time warranty (from date of purchase) on this product relating to manufacturing defects in materials & workmanship.

Before returning a product, please contact our friendly customer support with questions or visit our online help:

Phone: 1-608-782-1610

Online Product Support and Registration: www.lacrossetechnology.com/support

View full warranty details online at: www.lacrossetechnology.com/warranty_info.pdf

FCC Statement

This equipment has been tested and found to comply with the limits for a Class B digital device, pursuant to part 15 of the FCC Rules. These limits are designed to provide reasonable protection against harmful interference in a residential installation. This equipment generates, uses and can radiate radio frequency energy and, if not installed and used in accordance with the instructions, may cause harmful interference to radio communications. However, there is no guarantee that interference will not occur in a particular installation.

If this equipment does cause harmful interference to radio or television reception, which can be determined by turning the equipment off and on, the user is encouraged to try to correct the interference by one or more of the following measures:

- Reorient or relocate the receiving antenna.
- Increase the separation between the equipment and receiver.
- Connect the equipment into an outlet on a circuit different from that to which the receiver is connected.
- Consult the dealer or an experienced radio/TV technician for help.

This device must not be co-located or operating in conjunction with any other antenna or transmitter.

Operation is subject to the following two conditions:

- (1) This device may not cause harmful interference, and
- (2) This device must accept any interference received, including interference that may cause undesired operation.

Caution!

The manufacturer is not responsible for any radio or TV interference caused by unauthorized changes or modifications to this equipment. Such changes or modifications could void the user authority to operate the equipment.

This equipment must be installed and operated in accordance with provided instructions and the antenna(s) used for this transmitter must be installed to provide a separation distance of at least 20 cm from all persons and must not be co-located or operating in conjunction with any other antenna or transmitter

All rights reserved. This manual may not be reproduced in any form, even in part, or duplicated or processed using electronic, mechanical or chemical process without the written permission of the publisher. This booklet may contain errors or misprints. The information it contains is regularly checked and corrections are included in subsequent editions. We disclaim any responsibility for any technical error or printing error, or their consequences.

All trademarks and patents are recognized.