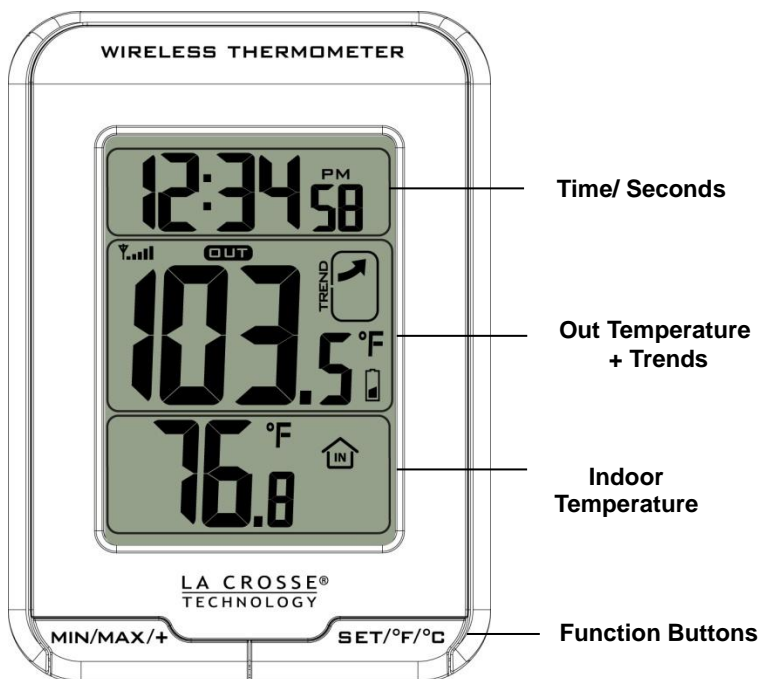


## Wireless Thermometer



**Get Support:** [www.lacrossetechnology.com/t83622](http://www.lacrossetechnology.com/t83622)

## GET STARTED

**Step 1:** Insert 2 NEW AA batteries (not included) into the wireless thermometer. Observe the correct polarity.

**Step 2:** Insert 2 NEW AA batteries (not included) into the TX141-B transmitter. Observe the correct polarity.

\*Restart if there is no outdoor temperature data after 3 minutes

Remove batteries from the wireless thermometer & transmitter for 15 minutes. Return to **Step 1** above.

## BUTTON FUNCTIONS

### Normal Mode:

Press to view MIN/MAX in/out temperatures.

Hold to reset MIN/MAX in/out temperatures.

### Setting Mode:

Press to advance by one.

Hold to advance quickly.

### Normal Mode:

Hold to switch between Fahrenheit or Celsius temperature display.

### Setting Mode:

Hold to enter setting mode.

Press and release to confirm setting then advance to the next item.



## TIME SET (Sets Time, 12/24 hour time)

1. Hold **SET/°F/°C** button to enter time set mode.
2. Use **MIN/MAX/+** button to adjust values.
3. Press **SET/°F/°C** to confirm adjustments and move to the next item.

### The time mode menu order:

4. 12/24 Hour Time Format
5. Hour
6. Minutes




Press the **SET/°F/°C** button to exit, or wait 20 seconds without pressing buttons to return to the normal time display.

## MIN/MAX (View/Reset MIN/MAX temps.)

The wireless thermometer shows daily minimum & maximum temperatures. The wireless thermometer automatically resets min/max temperatures at midnight (12:00 AM).

- Press to view MIN temperatures
- Hold to reset MIN temperatures.
- Press to view MAX temperatures
- Hold to reset MAX temperatures.



## TEMPERATURE TREND INDICATORS



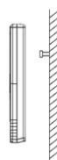
The temperature (2°F /1°C) trend indicators update every 30 minutes or less.

The **arrows** indicate a rising, falling or steady trend over the past three hours.

## POSITION OUTDOOR TRANSMITTER

Mount the outdoor transmitter on a North-facing wall or in any well shaded area. Under an eave or deck rail is preferred.

The maximum transmitting range to the wireless thermometer is over 200-feet (60 meters) in open air, not including walls.



## LOW BATTERY WARNING (Replace batteries)

**Wireless thermometer:** Icon displays in Indoor LCD section  
**Transmitter:** Icon displays in Outdoor LCD section



## WIRELESS THERMOMETER CARE AND MAINTENANCE

- **Do not mix old and new batteries**
- **Do not mix Alkaline, Standard, Lithium or Rechargeable Batteries**
- Do not expose to extreme temperature, vibration or shock.
- Clean with a soft damp cloth. Do not use solvents.
- The product is not a toy. Keep it out of reach of children.
- The product is not to be used for medical purpose or for public information. It is intended for home use only.
- The specs of this product may change without prior notice.
- Improper use or unauthorized opening of housing voids warranty.

## SPECIFICATIONS

### Indoor Temperature:

Range: 32°F to 122°F (0°C to + 50°C)  
Resolution: 0.2°F/0.1°C

### Outdoor Temperature:

Range: -40°F to 140°F (-40°C to + 60°C)  
Resolution: 0.2°F/0.1°C  
Distance: Over 200 ft. (60 meters)  
RF 433MHz (open air)

### Power:

Wireless Thermometer: 2-AA LR6 Alkaline battery (not included)  
TX141-B Transmitter: 2-AA LR6 Alkaline battery (not included)

**Dimensions:**

Wireless Thermometer: 3"L x 1.36"W x 4.17"H (76 x 34 x 106 mm)  
TX141-B Transmitter: 5.08" H x 1.58" W x 0.83" D (129 x 40.13 x 21mm)

**Battery Life:**

Battery life is over 2 years when using reputable battery brands for both Alkaline and Lithium batteries  
Use Alkaline batteries for temps:  
-20°F to 140°F (-29°C to 60°C)  
Use Lithium batteries for temps:  
-40°F to -20°F (-40°C to -29°C)

## WARRANTY AND SUPPORT INFORMATION

La Crosse Technology, Ltd. provides a 1-year limited time warranty (from date of purchase) on this product relating to manufacturing defects in materials & workmanship.

View full warranty details online at:

**[www.lacrossetechnology.com/warranty\\_info.pdf](http://www.lacrossetechnology.com/warranty_info.pdf)**

**For warranty work, technical support or other information contact:**

La Crosse Technology, Ltd  
2817 Losey Blvd. S.  
La Crosse, WI 54601

Contact Support:  
1-608-782-1610

**Product Registration:**

**[www.lacrossetechnology.com/support/register](http://www.lacrossetechnology.com/support/register)**

**Online Product Support:**

**[www.lacrossetechnology.com/t83622](http://www.lacrossetechnology.com/t83622)**



**Scan for online  
information**

**Protected under U.S. Patents:** 5,978,738, 6,076,044, 6,597,990

## FCC STATEMENT

This Device complies with Part 15 of the FCC Rules. Operation is subject to the following two conditions: (1) This device may not cause harmful interference, and (2) the device must accept any interference received, including interference that may cause undesired operation. NOTE: THE MANUFACTURER IS NOT RESPONSIBLE FOR ANY RADIO OR TV INTERFERENCE CAUSED BY UNAUTHORIZED MODIFICATIONS TO THIS EQUIPMENT. SUCH MODIFICATIONS COULD VOID THE USER AUTHORITY TO OPERATE THE EQUIPMENT

All rights reserved. This handbook must not be reproduced in any form, even in excerpts, or duplicated or processed using electronic, mechanical or chemical procedures without written permission of the publisher.

This handbook may contain mistakes and printing errors. The information in this handbook is regularly checked and corrections made in the next issue. We accept no liability for technical mistakes or printing errors, or their consequences.