

WIRELESS COLOR TEMPERATURE STATION

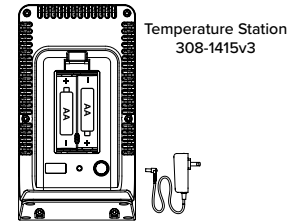
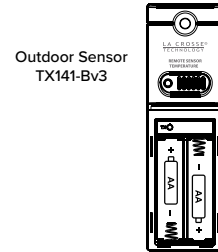


MODEL: 308-1415V3
DC: 090518

POWER UP

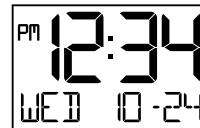
1. Insert 2-AA batteries into your Outdoor Sensor.
2. Insert the 5 volt power cord into the outlet, then into your Temperature Station. Optional: Insert 2-AA batteries for backup.
3. Set time, date, etc.
4. Once the sensor is reading to your station, place sensor outside in a shaded location.

Watch sensor mounting video: bit.ly/TH_SensorMounting



CUSTOM DATE DISPLAY

- Press the MODE button to select between full Weekday or Calendar (Weekday, Month, Date) display.



SETTINGS

1. Hold the MODE button to enter the Settings Menu.
2. Use the + or - button to adjust and SET to confirm.

Settings Menu order:

- Language (English, Spanish, French)
- Beep ON/OFF
- 12/24 Hour Time
- Hour
- Minutes
- Year
- Month
- Date
- Fahrenheit/Celsius

Note: When Español or Francais is selected, the following instructions and weekday will be presented in that language.

Note: Weekday sets automatically when Year, Month and Date are set.

ADJUSTABLE BACKLIGHT

- When operating with the power cord, the backlight is constant and adjustable.
- Press the LIGHT button to change the backlight brightness (HI/LO/OFF)
- When operating on batteries alone, press the LIGHT button to activate the backlight for 10 seconds.

OTHER BUTTON FUNCTIONS

Press PLUS (+) button: To view Outdoor and Indoor high and low temperatures. **Note:** The HI/LO readings automatically reset daily at 12:00 midnight.

Hold MINUS (-) button: To search for sensor

Hold MODE button: To enter settings menu. Use the + or - buttons to adjust. Press MODE button to confirm.

Press MODE button: To select between full Weekday or Calendar (Month, Date, Year) display.

Press LIGHT button: To adjust backlight HI-LO-OFF

LOW BATTERY INDICATOR

- When battery indicator shows next to outdoor temperature, replace batteries in the Outdoor Sensor.
- When battery indicator shows next to the indoor temperature, replace batteries in the Temperature Station.

SENSOR WEATHER SHIELD-NOT INCLUDED

- The Sensor Weather Shield is designed to protect your outdoor sensor from rain and snow.
- This shield will offer limited protection from the sun's heat.
- Purchase at: bit.ly/925-1418



WE'RE HERE TO HELP!

If you require additional support, call our friendly customer support team based out of La Crosse, Wisconsin.

Phone: 1.608.782.1610

Or fill out our online support request form here: bit.ly/contact_techsupport

Our knowledgeable customer support team is available:
Monday-Friday, 8am-6pm CST.

JOIN THE CONVERSATION

Ask questions, watch detailed setup videos, and provide feedback on our social media outlets!



SPECIFICATIONS

Indoor Temperature Range: 32°F to 122°F (0°C to 50°C)

Outdoor Temperature Range: -40°F to 140°F (-40°C to 60°C)

Transmission Range: 330 ft (100m) open air, RF 433MHz

Power: Station: 5-volt AC power adapter included AC6#: GPU280500150WA00

Optional: 2-AA batteries not included

TX141-Bv3 sensor: 2-AA batteries not included

Battery Life: Station & Sensor: over 24 months

Dimensions: Station: 3.24" L x 2.16" D x 5.98" H (8.23cm L x 5.48cm D x 15.19cm H)

TX141-Bv3 Sensor: 1.57" L x 0.82" W x 5.11" H

(3.98 cm L x 2.08cm W x 12.98cm H)

WARRANTY INFO

La Crosse Technology, Ltd. provides a **1-year limited time warranty** (from date of purchase) on this product relating to manufacturing defects in materials & workmanship.

For Full Warranty Details, Visit: www.lacrossetechnology.com/support

CARE + MAINTENANCE

- Do not mix old and new batteries.
- Do not mix Alkaline, Lithium, standard, or rechargeable batteries.
- Always purchase the correct size and grade of battery most suitable for intended use.
- Clean the battery contacts and also those of the device prior to battery installation.
- Ensure the batteries have with correct polarity (+ / -).
- Remove batteries from equipment that will not to be used for an extended period.
- Promptly remove expired batteries.

CANADA STATEMENT

This device complies with CNR Industry Canada license -exempt devices. Operation is subject to the following two conditions: (1) This device may not cause interference; and (2) This device must accept any interference, including interference that may cause undesired operation of the device.

FCC STATEMENT

This equipment has been tested and found to comply with the limits for a Class B digital device, pursuant to part 15 of the FCC Rules. These limits are designed to provide reasonable protection against harmful interference in a residential installation. This equipment generates, uses and can radiate radio frequency energy and, if not installed and used in accordance with the instructions, may cause harmful interference to radio communications. However, there is no guarantee that interference will not occur in a particular installation. If this equipment does cause harmful interference to radio or television reception, which can be determined by turning the equipment off and on, the user is encouraged to try to correct the interference by one or more of the following measures:

- Reorient or relocate the receiving antenna.
- Connect the equipment into an outlet on a circuit different from that to which the receiver is connected.
- Increase separation between equipment & receiver.
- Consult the dealer or an experienced radio/TV technician for help.

This device must not be co-located or operating in conjunction with any other antenna or transmitter.

Operation is subject to the following two conditions:


- (1) This device may not cause harmful interference, and (2) This device must accept any interference received, including interference that may cause undesired operation.

CAUTION!

The manufacturer is not responsible for any radio or TV interference caused by unauthorized changes or modifications to this equipment. Such changes or modifications could void the user authority to operate the equipment.

All rights reserved. This manual may not be reproduced in any form, even in part, or duplicated or processed using electronic, mechanical or chemical process without the written permission of the publisher.

This booklet may contain errors or misprints. The information it contains is regularly checked and corrections are included in subsequent editions. We disclaim any responsibility for any technical error or printing error, or their consequences. All trademarks and patents are recognized.

 **WARNING:** This product can expose you to chemicals including styrene, which is known to the State of California to cause cancer. For more information go to: www.P65Warnings.ca.gov