


WTC SERIES | TIME CLOCK WATER SOFTENERS

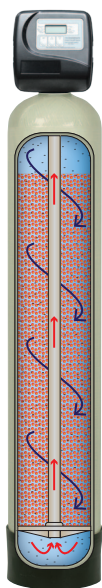


BENEFITS

- *Smaller amounts of soaps and detergents are needed*
- *Cleaner and brighter laundry*
- *Reduced staining, spotting and scaling*
- *Extended water heater life expectancy*
- *Prevents scale build-up in pipes, fixtures, and appliances*



WTC SERIES | TIME CLOCK WATER SOFTENERS



WTC240
WTC320-V
WTC480-V
WTC640-V



FEATURES

- Pre-loaded with C-800 high capacity resin
 - Fiberglass tank will not rust
 - High capacity polyethylene brine tank
 - Electronic Clack time clock control valve
 - Bypass valve adaptable to ¾" or 1"
 - Safety brine valve in brine tank
 - Warranty
- Fiberglass Tank: 10 years
 Brine Tank Shell: 5 years
 Control Valve & Timer/Motor: 3 years

HARDNESS TABLE

Less than 1.0 gpg	Soft
1.0 - 3.5 gpg	Slightly Hard
3.5 - 7.0 gpg	Moderately Hard
7.0 - 10.5 gpg	Hard
10.5 gpg and over	Extremely Hard

Recommended range: 0 - 3.5 gpg

Hardness can leave deposits on dishes and clothing, scale in water heaters and soap in sinks and bathtubs. Clothes can look gray/unclean, and hair and skin can become dry.

MEDIA (Included)

C-800 Resin



BRINE TANK MEDIA OPTIONS (Sold separately)

Coarse Solar Salt



Pellet Salt



Iron Fighting Salt



Potassium Chloride



VORTECH PLATE




Environmentally friendly, reduces backwash requirement by up to 30%.

Designed for over 6,500 lbs. load capacity.

Highly efficient softening regeneration reduces annual salt consumption.

CLACK WS1-TC VALVE



Low pressure loss!

1-99 day time clock valve with LCD display.

8-hour battery backup, keeps time if power goes out.

Regenerates at pre-set intervals.

SPECIFICATIONS

Model	Capacity Grains	Tank Size Inches	Service Flow Rate	Backwash Flow Rate	Gal. Per Backwash	Pipe Size In/Out	Brine Tank Size	50 lb bags of Salt needed	Salt used per Regeneration
WTC240	24,000	8" x 44"	6 gpm	1.7 gpm	75	¾" or 1"	18" x 33"	6 bags	12.0 lbs
WTC320-V	32,000	10" x 40"	8 gpm	1.7 gpm	75	¾" or 1"	18" x 33"	6 bags	15.0 lbs
WTC480-V	48,000	10" x 54"	10 gpm	1.7 gpm	78	¾" or 1"	18" x 33"	6 bags	23.0 lbs
WTC640-V	64,000	12" x 48"	12 gpm	4.2 gpm	153	¾" or 1"	18" x 40"	8 bags	30.0 lbs