

HAUS OF
DIETRICH

Ring Sizer Guide

This guide will help you to determine the right size of your ring. Please use an existing ring with a similar band width and style to the one you want to buy for a greatest accuracy.

Step 1

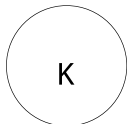
Print this page in actual size if you don't have the option actual size, then print in 100%. Make sure that scale is set to 'none' on the printing dialogue box.

Step 2

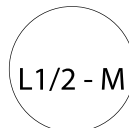
Using the size chart measure your ring by simply placing it on the ring sketch below and match the inside edge of the ring to the closest ring size.

Step 3

Once you have proceed with Step 2 choose the size that fits best - it is your ring size. In case the ring falls between two sizes, it is better to choose bigger one.



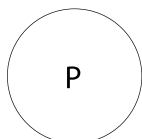
EU 50
US 5.5



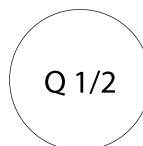
EU 52
US 6.5



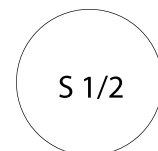
EU 54
US 6.5 - 7



EU 56
US 7.5



EU 58
US 8.5



EU 60
US 9 - 9.5