

SMART SHIELD

Protecting Emergency Exits

REF: SG-960-960 , SG-960-961, SG-960-950, SG-960-955

Smart Shield is a simple cost effective solution to the mis-use of emergency exit doors.

Adopting the universally recognised 'no entry' sign, Smart Shield is a visual deterrent supported by an acoustic security alarm of 95dBs. The integrated DIP enables the user to automatically switch off the Smart Shield after 30 seconds or 3 minutes and also reduce the alarm volume from 95 dB to 75 dB.



Only authorized persons may switch-off the alarm. If somebody forgets to close the door after a single passage command, an acoustic warning tone will sound. The integrated battery monitoring will indicate when it is time for changing the battery (voltage below 7.5 V). The Smart Shield emits a warning tone over a period of 10 days.

FEATURES

- Multiple functions for different applications
- Battery or mains powered
- Automatic alarm switch-off (after 30 sec. or 180 sec.)
- Two different audible levels (75 dBs/ 95 dBs)
- Delayed alarm to ensure that emergency exit doors do not stay open
- Silent alarm in combination with a central alarm system
- Connections are provided to allow integration with remote systems
- Visually effective deterrent

SPECIFICATION

- May be installed on any type of door with different kinds of hardware
- Dimension: 200 mm width, 60 mm depth

+44 (0)845 230 2253 enquiry@sigmafms.com
www.sigmafms.com

In proud partnership with



SIGMAFMS

Protecting Emergency & Fire Safety Equipment

SMART SHIELD

Protecting Emergency Exits

REFS: SG-960-960 , SG-960-961, SG-960-950, SG-960-955

Four different solutions, to secure emergency exits in seconds

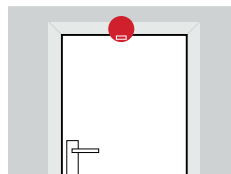
STANDARD MODEL REF: 960-960



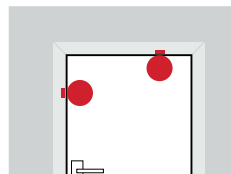
Smart Shield Standard Model
Can be installed flush with, or onto the door frame itself.

The Smart Shield is designed to monitor the use of emergency exits and windows. As soon as they are opened an acoustic alarm is triggered, which can be reset by the key switch. The user may choose to automatically switch off the Smart Shield after 30 sec. or 180 sec. The alarm can be reduced by adjusting the setting of the DIP switch to 75dB.

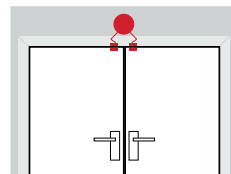
Flush with door leaf



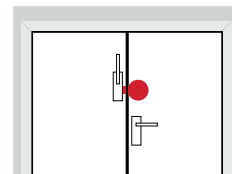
On outer door leaf



External cable reed contact



On inner door leaf



FOR PANIC BARS REF:960-950



Smart Shield for Panic Bars

Smart Shield for both panic and push bars is mounted centrally on the door and with it's pre-alarm it acts as a strong deterrent. The red trigger angle of the Smart Shield secures the panic or push bar and should this be pressed with minimal force, a pre-alarm is triggered, which is silenced when released. If pressed fully so that the door opens, the main alarm is triggered, the pins of the patented red upper plate break and the red trigger angle falls down. By turning the integrated key lock switch clockwise the alarm is reset.

FOR PUSH BARS REF:960-955



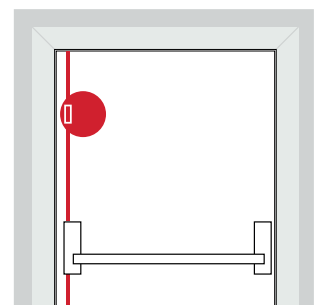
Smart Shield for Push Bars

FOR MULTIPOINT LOCKS REF: 960-961



Smart Shield for Multipoint Locks

The Smart Shield can also secure a door with a vertical panic bolt. Smart Shield for multipoint locks is designed to effortlessly secure emergency exit doors with vertical panic bolts, mounted above the vertical rim type rod. By fitting a security device on the vertical panic bolt the Smart Shield creates a strong visual link with the door hardware. This increases the effectiveness as a deterrent. Once the door or window is opened, an alarm is triggered which can be reset by the key switch.



+44 (0)845 230 2253 enquiry@sigmafs.com
www.sigmafs.com

In proud partnership with



SIGMAFS

Protecting Emergency & Fire Safety Equipment