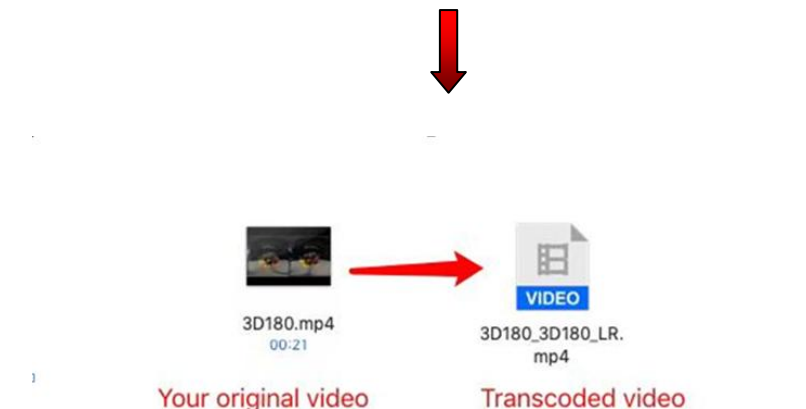
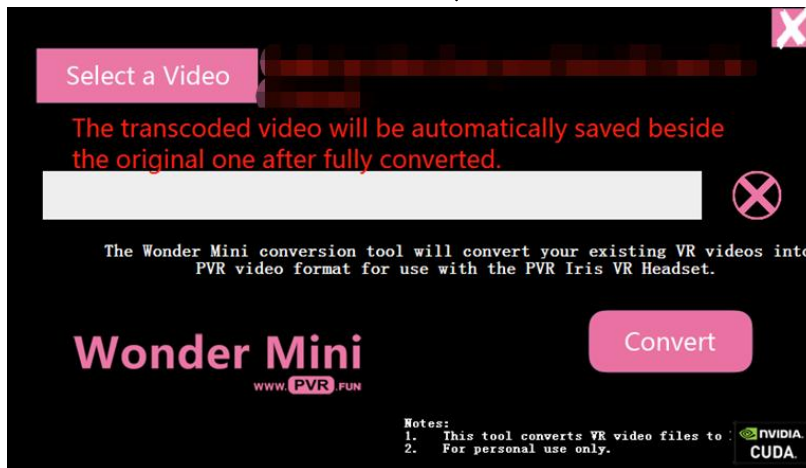
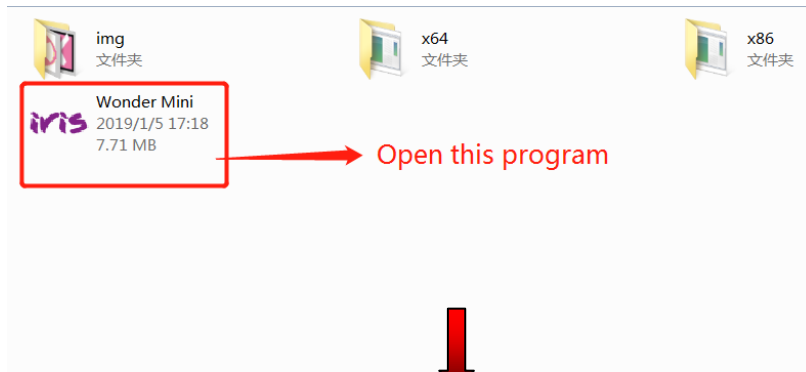


Transcode your own videos into PVR format videos.

Step 1: Download the Transcode Tool (WonderMini_windows) onto your computer through this link:

<https://1drv.ms/u/s!AgjII99QmyEDgw3SLn1zz4bdRROR>

Step 2: Follow the steps as below:



Step 3: Connect the MicroSD card to the computer via a card reader, and save the **transcoded** videos into the folder “pvr” of this card.

Step 4: Plug the card off the computer and insert it into the IRIS. Now you are ready to play the videos in IRIS directly on SD card section.