

MFT Tips and Tricks:

1. Set printer to 100% Full Size, Non-Scale Print.
2. Trim to Fit 5¾" sq.
3. Attach to Back Cover of Paper Pack for Handy Color Reference

*My Favorite Things* Summertime Polka Dots Paper Pad



Color Chart



Tickled Pink



Cotton Candy



Poppy



Coral Crush



Peach Bellini




Lemon Drop




Sour Apple




Blu Raspberry



Sno Cone



Blue Breeze



Grapesicle



Lavender Fields

For more great products and inspiration please visit [mftstamps.com](http://mftstamps.com)