



NAME: LED Wall Pack Light

P/N : RWP02-60WAT1NA2-aaK

Note: "aaK" in the model name refers to CCT as below:
40K=4000K,50K=5000K,57K=5700K

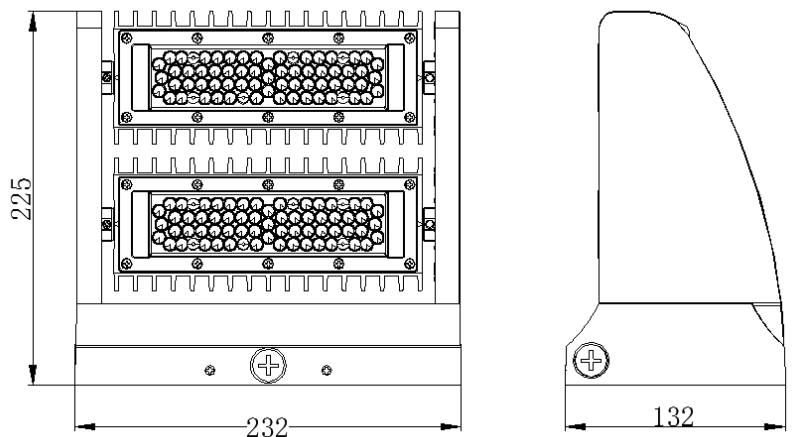


Advantage:

- UL cUL DLC certificate
- IP65 Internal driver, Input voltage 100-277VAC
- No UV or IR in the beam
- Easy to install and operate
- Energy saving, long lifespan
- Instant start, NO humming
- Green and eco-friendly without mercury.

Application:

- ◆ entrance lighting, courtyard lighting
- ◆ Industrial lighting, Outdoor landscape lighting;
- ◆ Building, The hotel;
- ◆ Wall lighting area and so on.



TECHNICAL DATA SHEET

Product Specifications

Product name	LED Wall Pack Light
Part No	RWP02-60WAT1NA2-aaK
Dimension	232 x 132 x225 mm

Technical Characteristic

Color temperature	4000K、5000K、5700K
CRI	>70
Lumen	7800-8400LM
Lumen Efficacy	130-140LM/W
Input Power	60W
Viewing Angle	60°
Input Voltage	100-277VAC 50/60Hz
Driver model	China Driver Brand
PF	>0.9
Waterproof Rating	IP65

Materials

LED Brand	LUMILEDS
LED Type	LUXEON 3030 2D
LED QTY	70 PCS
Housing	Aluminum
Housing color	Black

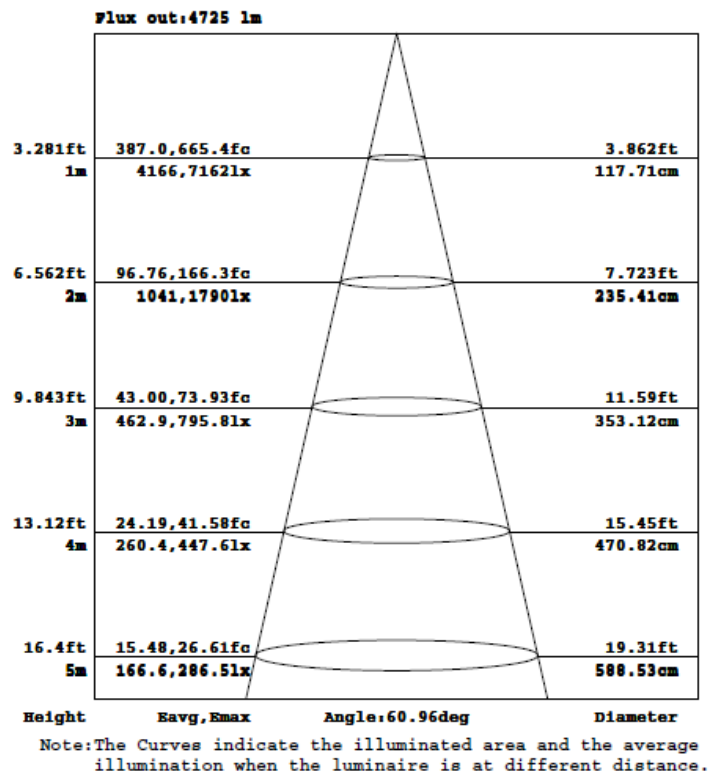
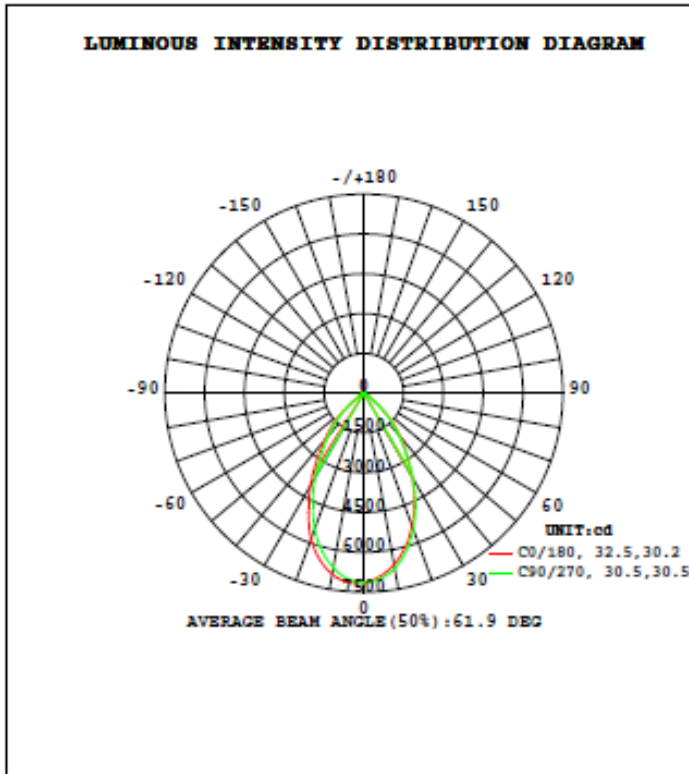
Others

Operating Temperature	-20°C TO 45°C
Operating Humidity	20%-90% RH
Storage Temperature	-30°C TO 80°C
Storage Humidity	10%-95%
Application	Indoor / Outdoor
Safety Certification	UL、cUL、DLC
Warranty Time	5 Years

TECHNICAL DATA SHEET

Light Distribution Testing Parameters

DATA OF LAMP		PHOTOMETRIC DATA Eff: 134.37 lm/W			
MODE		I _{max} (cd)	7170	S/MH (C0/180)	0.96
NOMINAL POWER (W)	60	LOR (%)	100.0	S/MH (C90/270)	0.91
RATED VOLTAGE (V)	120	TOTAL FLUX (lm)	8059.5	η UP, DN (C0-180)	0.1, 49.5
NOMINAL FLUX (lm)	8059.46	CIE CLASS	DIRECT	η UP, DN (C180-360)	0.1, 50.3
LAMPS INSIDE	1	η up (%)	0.2	CIBSE SHR NOM	0.75
TEST VOLTAGE (V)	120.0	η down (%)	99.8	CIBSE SHR MAX	0.95

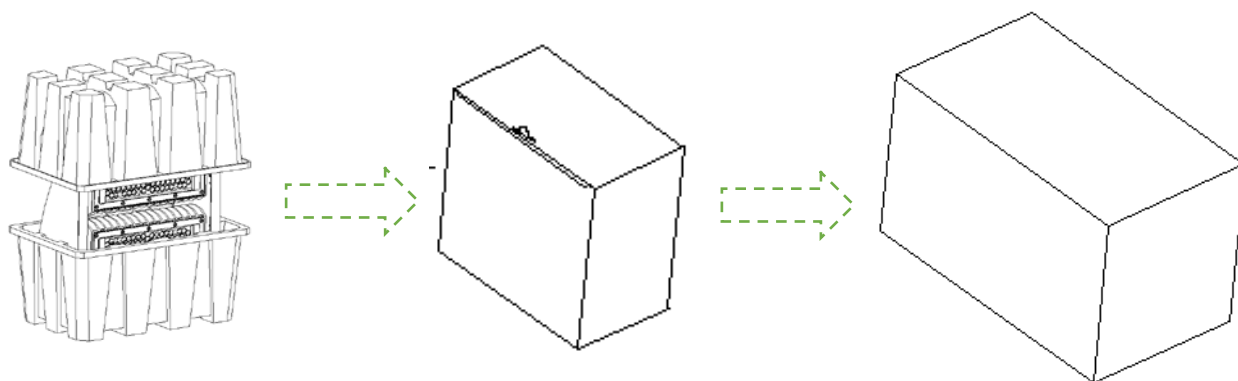


TECHNICAL DATA SHEET

Package

Lamps Net Weight: 3.08kg / pcs

	Size	Qty/Carton	Weight/Carton
Outer box	390*300*290mm	2	7.8kg



Notice For User

- ◆ Please turn off power before install or change assembly parts.
- ◆ The input voltage and lamps should be matched, after connecting the power line, Please make sure the wiring section is insulated.
- ◆ No-professionals, must not install and disassemble the lamps.

Trouble Shootings

Troubles	Check points
Flickering of the light	Turn off the power and turn on again in 3 minutes. If same phenomena occur, then call agencies
Out of working	Please check the connection