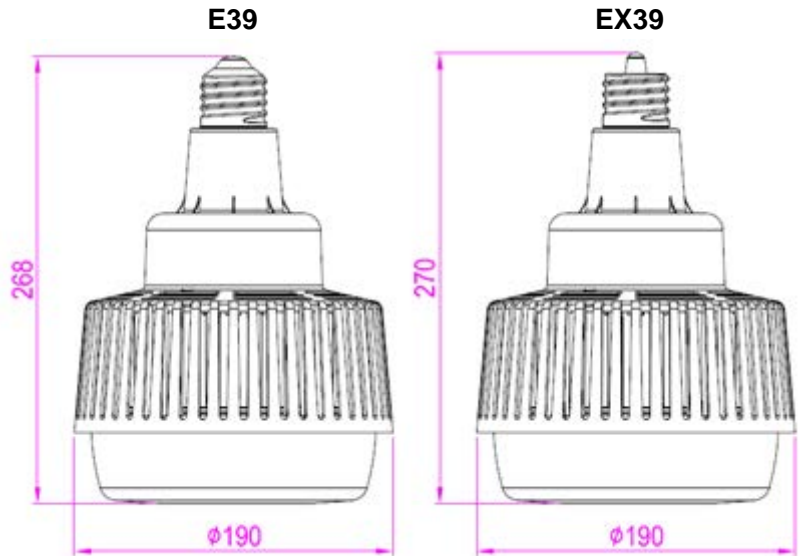


TECHNICAL DATA SHEET



NAME: LED High Bay Corn Light

P/N: CLWHB01-80WAF1Z-aaK

Note: 1. The Letter Z in P/N stands for Lamp base type, “-E” for E39 lamp base, “-EX”for EX39 lamp base.
2. "aa" in P/N stands for CCT, can be 40, 45, 50, 57.

Advantage:

- UL cUL DLC certificate.
- E39 EX39 lamp base.
- Internal driver, input voltage AC100-277V.
- Meet 6kV surge immunity level.
- New grid design, fin structure, good ventilation and heat dissipation effect.
- Excellent heat-resistant driver, offering continuous and stable lighting.

Application:

- ◆ Replacement Lamps for High Bay Luminaires (UL Type B)

TECHNICAL DATA SHEET

Product Specifications

Product name	LED High Bay Corn Light	
Part No	CLWHB01-80WAF1-E-aaK	CLWHB01-80WAF1-EX-aaK
Lamp Base	E39	EX39
Dimension	Φ190*268 MM	Φ190*270 MM

Technical Characteristic

Color temperature	4000K / 4500K / 5000K / 5700K
CRI	>80
Cover	Frosted
Lumen-In Luminaires	9100-9800 LM
Lumen Efficacy-In Luminaires	110-120 LM/W
Input Power	80 W
Viewing Angle	120 degree
Input Voltage	AC100-277V 50/60Hz
PF	>0.9
Equivalent	150W CFL, 250W MHL/HPS/HID
Waterproof Rating	IP51

Materials

LED Type	SMD2835 (0.5W)
LED QTY	392 PCS
Housing	PC + AL
Housing color	White + Grey

Others

Operating Temperature	-20°C TO 45°C
Operating Humidity	20%-70% RH
Storage Temperature	-30°C TO 80°C
Storage Humidity	10%-75% RH
Application	Indoor / Outdoor
Safety Certification	UL cUL DLC
Warranty Time	5 Years

TECHNICAL DATA SHEET

Light Distribution Testing Parameters

Remark: The testing data comes from the product in luminaires.

Luminaire Property

Luminaire Manufacturer:
Voltage: 119.9 V
Power: 75.74 W

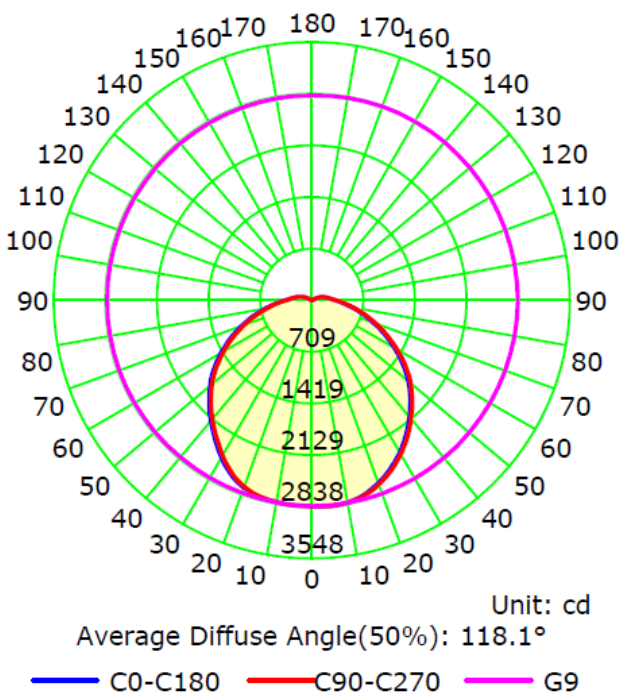
Current: 0.6347 A
Power Factor: 0.9945

Photometric Results

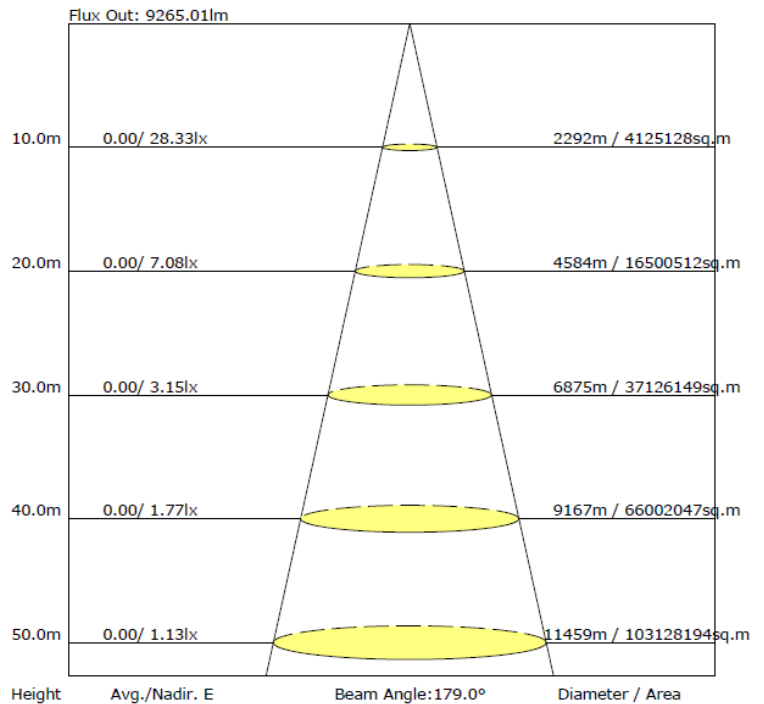
IES Classification: Type II
Total Rated Lamp Lumens: 9650.7 lm
Efficiency: 100%
Upward Ratio: 6%
Central Intensity: 2832.51 cd
Pos of Max. Intensity: H157.5 V9

Longitudinal Classification: Very Short
Measurement Flux: 9650.7 lm
Downward Ratio: 94%
Luminaire Efficacy Rating (LER): 127.42
Max. Intensity: 2838.96 cd

Luminous Intensity Distribution Curve



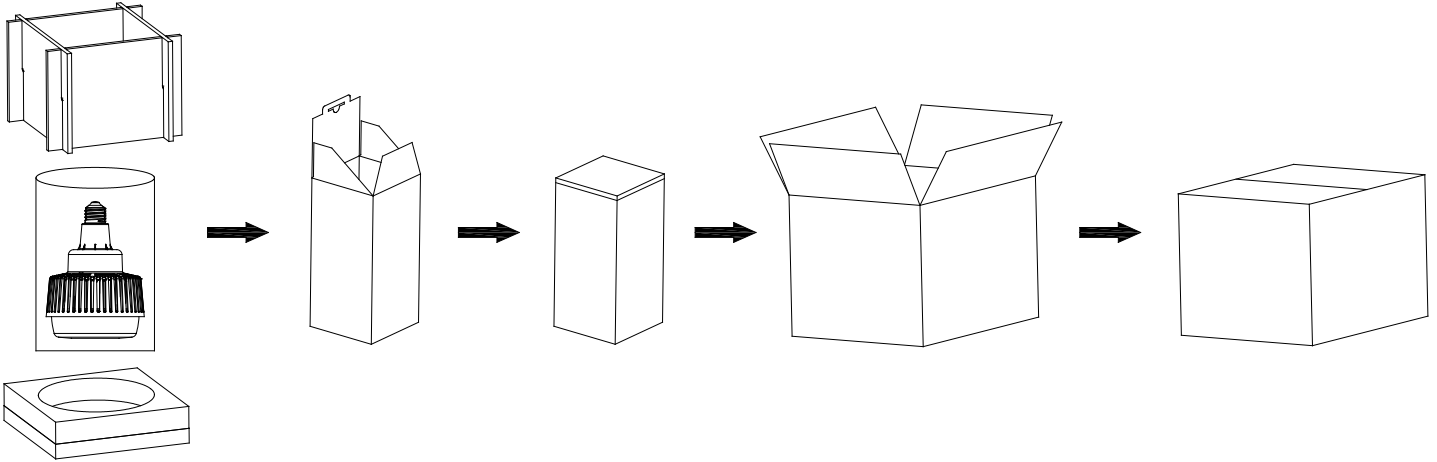
The Average Illuminance Effective Figure



TECHNICAL DATA SHEET

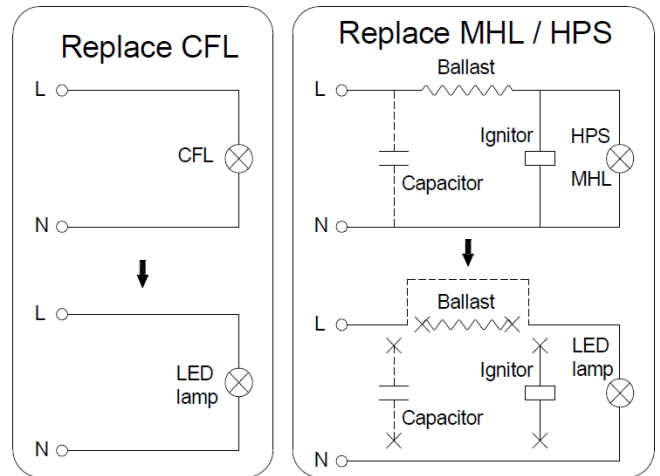
Package

	Size	Qty / Carton	Net Weight / Carton	Gross Weight / Carton
Inner box	210*210*300 MM	1 PC	1.32 KG	1.62 KG
Outer box	440*440*325 MM	4 PCS	5.3 KG	7.8 KG



Notice For User

- ◆ Please turn off power before install or change assembly parts.
- ◆ The input voltage and lamps should be matched, after connecting the power line, please make sure the wiring section is insulated.
- ◆ Make sure to remove or bypass the ballast in the fixtures before install the lamps.
- ◆ Suitable for damp locations. Do not use with dimmers.
- ◆ No-professionals, must not install and disassemble the lamps.



Trouble Shootings

Troubles	Check points
Flickering of the light	Turn off the power and turn on again in 3 minutes. If same phenomena occur, then call agencies.
Out of working	Please check the connection.