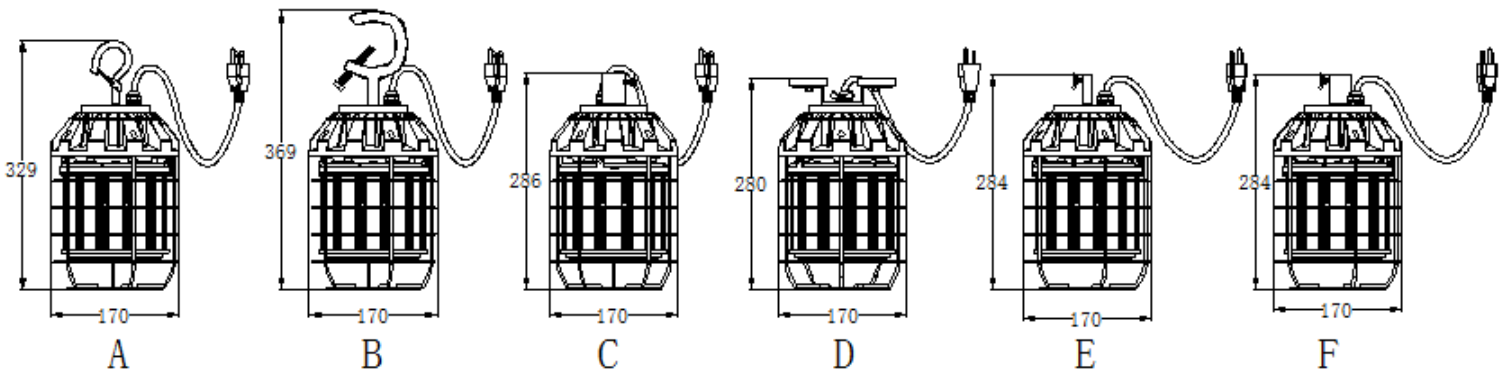


TECHNICAL DATA SHEET



Mounting bracket



category	A	B	C	D	E	F
Stent type	Hook Mount	Industry Hook Mount	Round Pipe Mount	Magnet Mount	1/4 NPT Stem Mount	5/8 NPT Stem Mount

NAME: LED Luminaires

P/N : CHB01-100WCA1

Advantage:

- UL、cUL、DLC certificate
- Input voltage 120V AC
- No UV or IR in the beam
- Easy to install and operate
- Energy saving, long lifespan
- Instant start, NO flickering, NO humming
- Green and eco-friendly without mercury



Application:

- ◆ Warehouse, factory and workshops;
- ◆ Highway toll station and gas station;
- ◆ Exhibition hall;
- ◆ Gymnasium and supermarkets, etc.

TECHNICAL DATA SHEET

Product Specifications

Product name	LED Luminaires					
Part No	CHB01-100WCA1					
Dimension	A	B	C	D	E	F
Stent type	Hook Mount	Industry Hook Mount	Round Pipe Mount	Magnet Mount	1/4 NPT Stem Mount	5/8 NPT Stem Mount
Product size	∅ 170 x 329 mm	∅ 170 x 369 mm	∅ 170 x 286 mm	∅ 170 x 280 mm	∅ 170 x 284 mm	∅ 170 x 284 mm

Technical Characteristic

Color temperature	3000K/3500K/4000K/4500K//5000K/5700K
CRI	>80
Lumen	11950 - 12800LM
Lumen Efficacy	120-128LM/W
Input Power	100W
Viewing Angle	205°
Input Voltage	120Vac 50/60Hz
Driver Brand	China Brand Driver
PF	>0.9
Waterproof Rating	WET

Materials

LED Type	SMD2835
LED QTY	Total:704 PCS (Side:576PCS;Top:128PCS)
Housing	Al+PC
Housing color	Silvery+ Orang
Cover	Clear

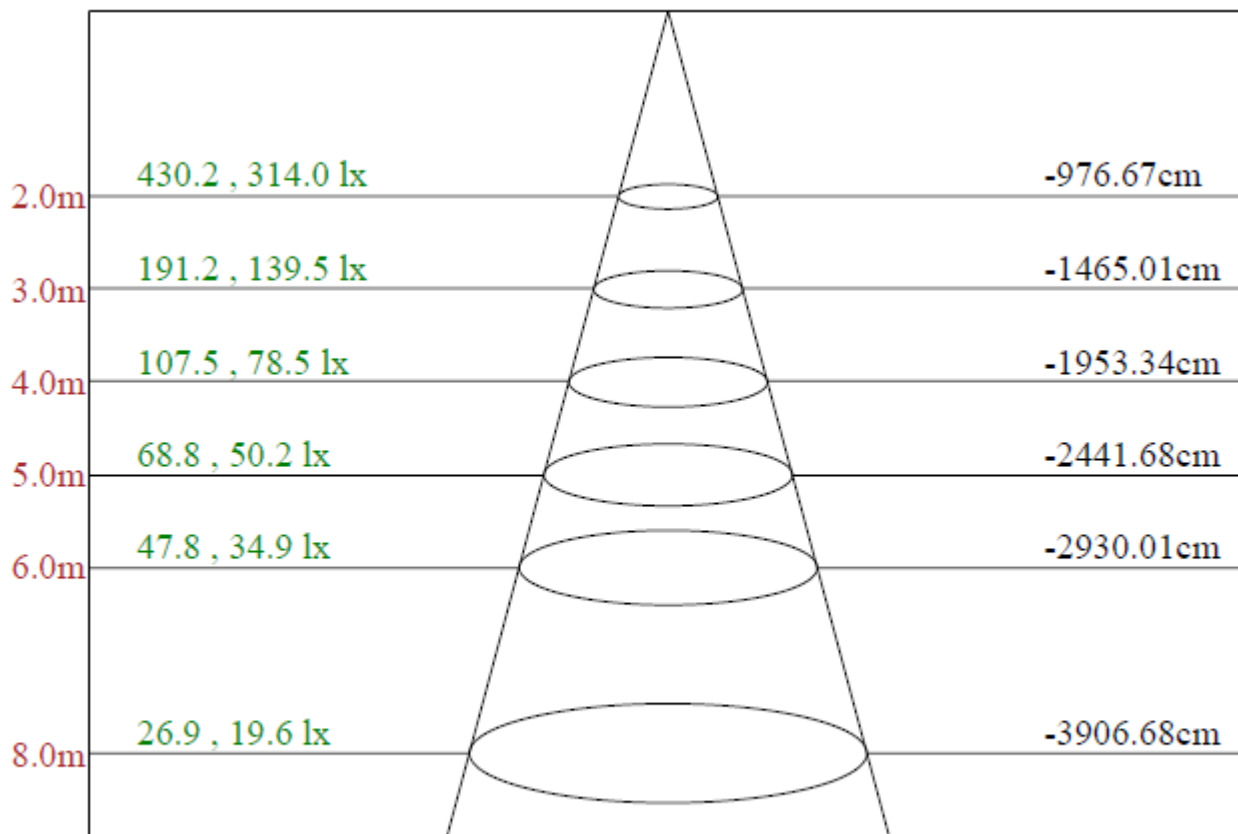
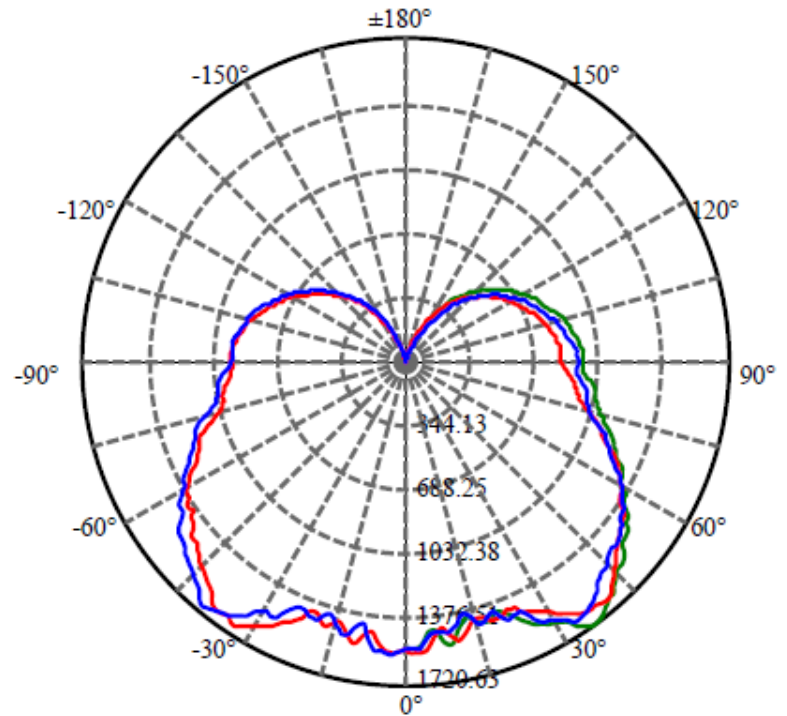
Others

Operating Temperature	-20°C TO 40°C
Operating Humidity	20%-90% RH
Storage Temperature	-30°C TO 80°C
Storage Humidity	10%-95%
Application	Indoor / Outdoor
Safety Certification	UL、cUL、DLC
Warranty Time	5 Years

TECHNICAL DATA SHEET

Light Distribution Testing Parameters

Lumens(lm): 11942.27
 Efficiency(%): 0.00%
 Lumens(lm)/Power(W): 120.51
 Central intensity(cd): 1527.889
 Maximum intensity(cd): 1720.633
 Angle of maximum intensity: C=45.0 $\gamma=36.0$
 Beam Angle(50%Imax): [C0/180]Total=195.2
 [C90/270]Total=211.6
 Field angle(10%Imax): [C0/180]Total=312.3
 [C90/270]Total=308.5
 Maximum s/h(1/2): C0_180=1.62 C90_270=1.60
 Maximum s/h(1/4): C0_180=1.71 C90_270=1.71
 Up flux rate of lamp(%): 0.00%
 Down flux rate of lamp(%): 0.00%
 Up flux rate of LUM(%): 32.32%
 Down flux rate of LUM(%): 67.68%
 CIE Type : Semidirect lighting
 Output flux ratio in π solid angle : 39.522%



Max , Ave Beam angle of C45plane225.22

TECHNICAL DATA SHEET

Package

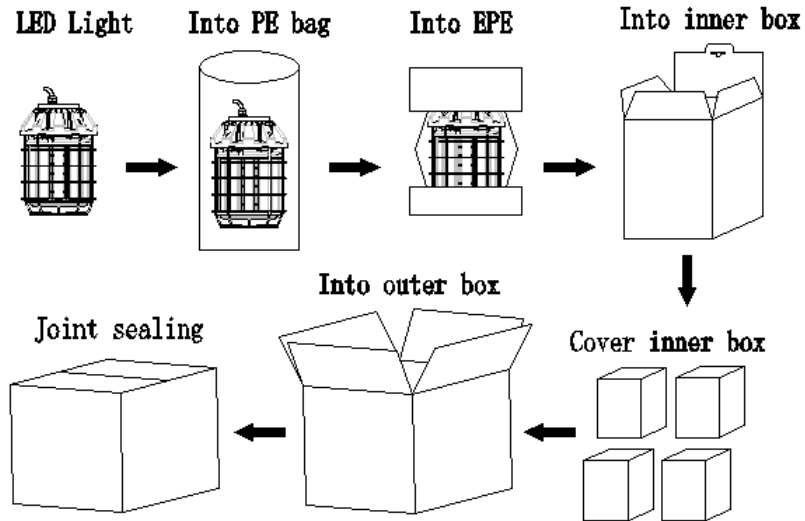
1. General packing

Lamps Net Weight: 2.1kg / pcs (Note: this package does not include 6 mounting brackets)

	Size	Qty/Carton	Weight/Carton
Outer box	440*440*350MM	4	10.8 kg

Mounting bracket

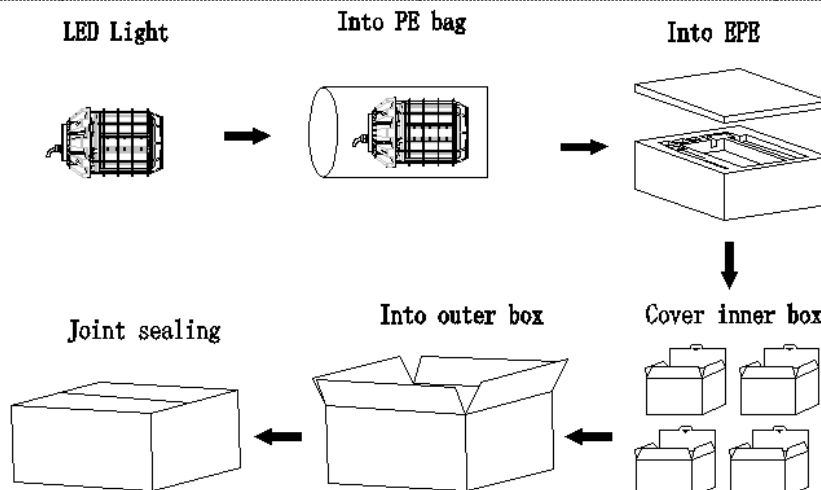
category	A	B	C	D	E	F
Stent type	Hook Mount	Industry Hook Mount	Round Pipe Mount	Magnet Mount	1/4 NPT Stem Mount	5/8 NPT Stem Mount
weight	0.03 kg	0.16kg	0.04kg	0.18kg	0.02kg	0.03kg



2. White box packing

Lamps Net Weight: 2.56kg / pcs

	Size	Qty/Carton	Weight/Carton
Outer box	620X350X470 mm	4	13.6 kg

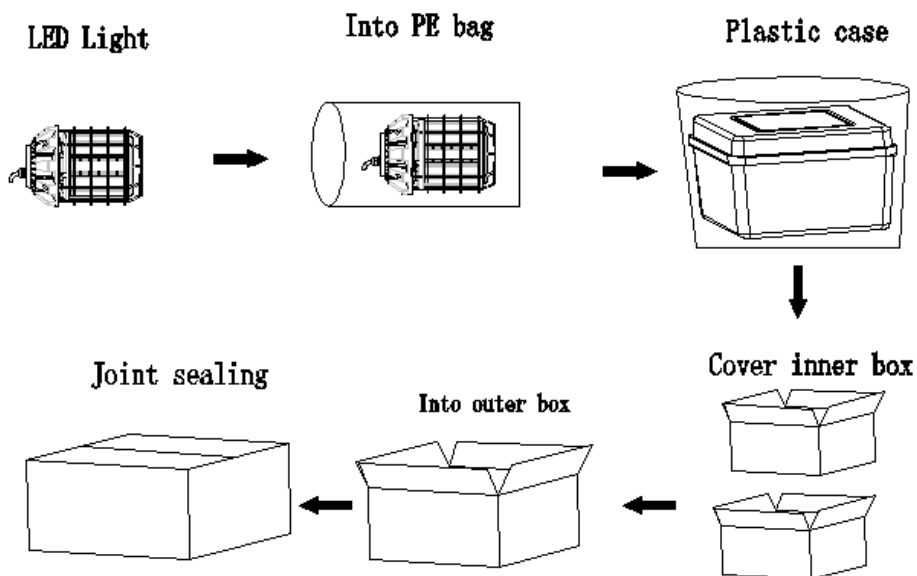


TECHNICAL DATA SHEET

3. Plastic case packing

Lamps Net Weight: 2.56kg / pcs

	Size	Qty/Carton	Weight/Carton
Outer box	420X390X420 mm	2	11.6 kg



Notice For User

- ◆ Please turn off power before install or change assembly parts.
- ◆ The input voltage and lamps should be matched, after connecting the power line, Please make sure the wiring section is insulated.
- ◆ No-professionals, must not install and disassemble the lamps.

Trouble Shootings

Troubles	Check points
Flickering of the light	Turn off the power and turn on again in 3 minutes. If same phenomena occur, then call agencies
Out of working	Please check the connection