


# Rolls



## AGM VRLA DEEP CYCLE BATTERY

## S6-460AGM-RE



Series	AGM-S	Warranty	See Warranty Terms
Volts	6	BCI	L16
Cells	3		
Terminal Type		DT	
Included Hardware		Stainless Steel Nuts & Bolts	
Size & Thread		M10	

### Charge

Charge Voltage Range	2.45 V/cell @ 25°C (77°F)
Float Voltage Range	2.3 V/cell @ 25°C (77°F)
Recommended Charge Current	85 A
Maximum Charge Current	125 A
Self-Discharge Rate	Less than 2% per month at 25°C (77°F)
Internal Resistance	1.6 mΩ

### Capacity

Cold Crank Amps (CCA) 0°F / -18°C	1500
Marine Crank Amps (MCA) 32°F / 0°C	1800
Reserve Capacity (RC @ 25A)	885 Minutes
Reserve Capacity (RC @ 75A)	229 Minutes

Capacity Affect by Temperature	40°C (104°F)	25°C (77°F)	0°C (32°F)	-15°C (5°F)
	102%	100%	85%	65%

Hour Rate	Capacity / AMP Hour	Current / AMPs
@ 100 Hour Rate	<b>460 AH</b>	<b>4.6 A</b>
@ 20 Hour Rate	<b>415 AH</b>	<b>20.75 A</b>
@ 10 Hour Rate	<b>374 AH</b>	<b>37.4 A</b>
@ 5 Hour Rate	<b>340 AH</b>	<b>68 A</b>

Cut Off Voltage	Constant Current Discharge					
	1 hr	2 hr	3 hr	5 hr	8 hr	10 hr
VPC	232	123	93.9	68	45	37.4

### Specifications



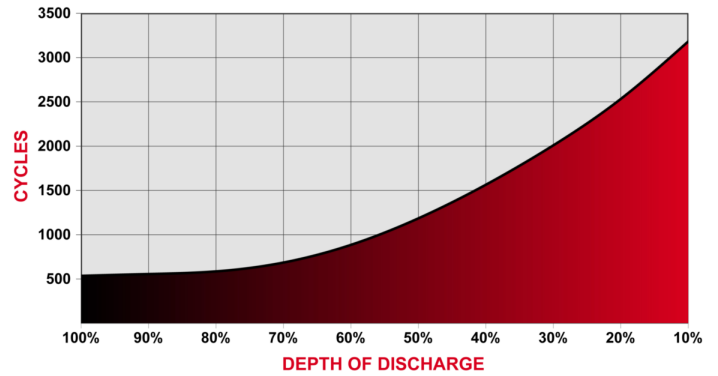
SAI GLOBAL  
ISO 9001  
Quality

Weight	57 kg	126 lbs
Length	29.5 cm	11.61"
Width	17.9 cm	7.05"
Height Inc. Term.	42.4 cm	16.69"

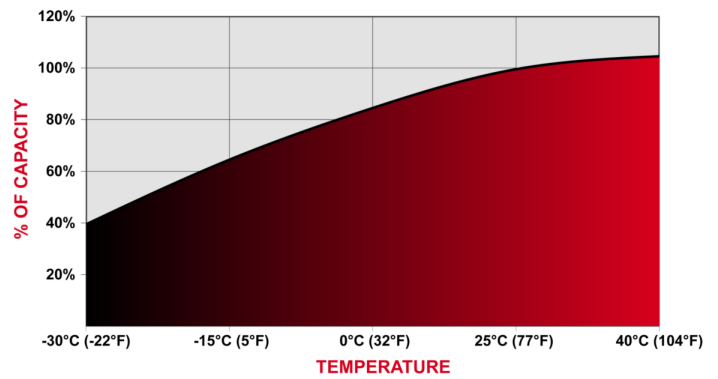
Product measurements & weights are calculated based on sample data. Individual specifications are subject to vary due to the manufacturing process, battery components & electrolyte levels.

Container	ABS
Cover	ABS
Handles	Rope / Plastic Handle

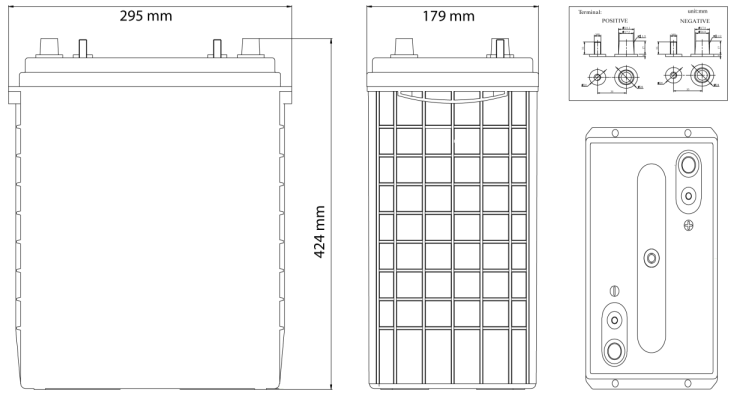
### Cycle Life vs. Depth of Discharge



### Capacity vs. Temperature



### Detailed Illustration



Rev.#4 | December 2019