

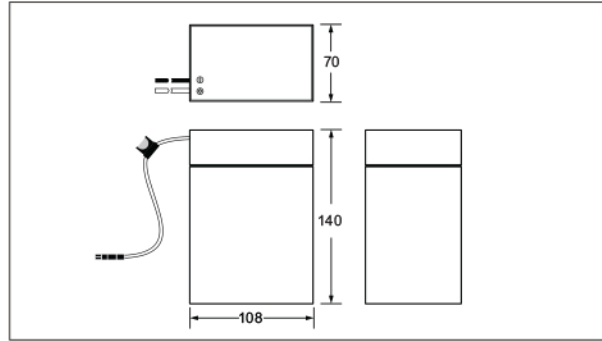


# ENERWATT

## WP14-6W/FS



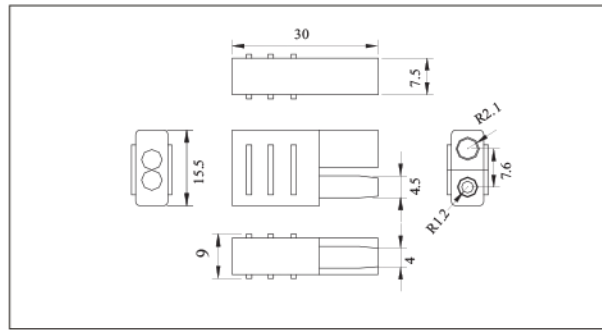
### Outer dimensions (mm)



### Specifications

Nominal Voltage		6V
Rated capacity (20 hour rate)		14Ah
Dimensions	Total Height	140 mm(5.55 inches)
	Height	140 mm(5.55 inches)
	Length	108 mm(4.25 inches)
	Width	70 mm(2.76 inches)
Weight Approx		2.3 Kg(5.06 lbs)

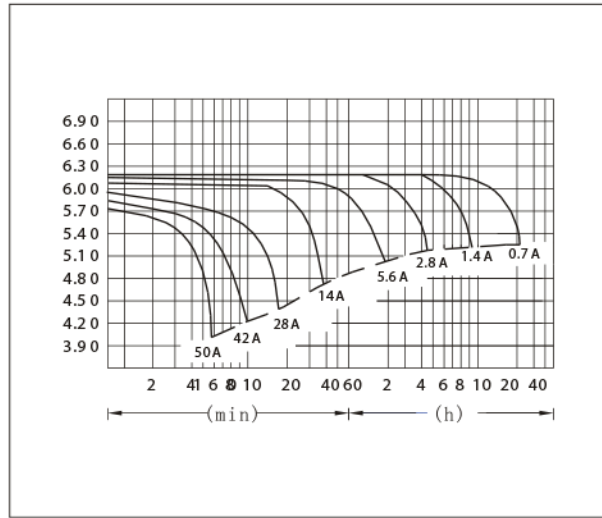
### Terminal Type (mm)



### Characteristics

Capacity 25°C(77°F)	20 hour rate (0.70A)	14.0 AH
	10 hour rate (1.29A)	12.9 AH
	5 hour rate (2.40A)	12.0 AH
	1 hour rate (8.40A)	8.40 AH
	1.5 hour discharge to 5.25 V	6.0A
Internal Resistance	Full charged Battery at 25 °C(77°F)	12 m Ω
Capacity affected by Temperature (20hour rate)	40 °C(104 °F)	102%
	25 °C(77 °F)	100%
	0 °C(32 °F)	85%
	-15 °C(5 °F)	65%
Self-Discharge at 25 °C(77 °F)	Capacity after 3 month storage	91%
	Capacity after 6 month storage	82%
	Capacity after 12 month storage	64%
Terminal		TS
Charge (constant Voltage)	Cycle	Initial Charging Current less than 5.6 A Voltage 7.20-7.35 V
	Float	Voltage 6.75-6.90 V

### Discharge Curves 25 °C(77°F)



### Constant Current(Amp) and Constant Power(Watt) Discharge Table at 25 °C(77°F)

Time		5min	10min	15min	30min	1h	2h	3h	4h	5h	8h	10h	20h
4.80V	A	50.4	33.0	24.5	16.1	8.4	4.90	3.61	2.89	2.46	1.62	1.32	0.72
	W	262	177	131	86.6	45.5	26.9	20.07	16.28	13.97	9.30	7.64	4.20
5.10V	A	46.2	31.6	22.5	15.3	7.9	4.70	3.50	2.80	2.41	1.59	1.30	0.71
	W	248	177	126	85.8	44.6	27.1	20.27	16.28	14.03	9.30	7.64	4.14
5.25V	A	42.1	29.5	21.0	14.8	7.6	4.61	3.44	2.66	2.40	1.58	1.29	0.70
	W	231	168	120	85.2	44.0	26.7	20.04	15.58	13.94	9.28	7.61	4.14
5.40V	A	40.4	28.2	19.6	14.4	7.4	4.49	3.38	2.61	2.28	1.53	1.25	0.68
	W	227	163	113	83.4	42.9	26.3	19.95	15.43	13.45	9.10	7.47	4.05
5.55V	A	37.4	26.6	18.2	14.0	7.1	4.38	3.21	2.57	2.18	1.49	1.23	0.67
	W	212	154	106	82.0	41.7	25.9	19.05	15.28	12.98	8.95	7.41	4.03