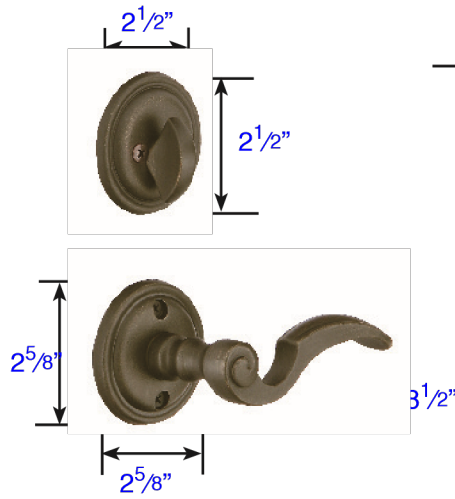



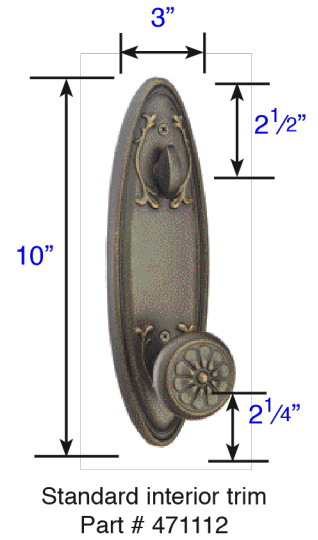
Tuscany Sectional Style
Part # 471224



Standard interior trim
Part # 471224



Tuscany Monolithic
Part # 471112



Standard interior trim
Part # 471112

Additional Dimensions: (Part # 471224)

- Exterior Projection is 3³/₃₂"
- Interior Projection Depends on Handle Style
- Overall Grip thickness: 1⁹/₁₆"
- Clearance between door & grip is 2³/₈"
- Plates thickness: 1/2"

*Same Dimensions for
Double Cylinder & Dummy Function*

Additional Dimensions: (Part # 471112)

- Exterior Projection is 3³/₃₂"
- Interior Projection Depends on Handle Style
- Overall Grip thickness: 1"
- Clearance between door & grip is 2³/₈"
- Plates thickness: 1/2"

*Same Dimensions for
Double Cylinder & Dummy Function*

Dimensions for **Grip-By-Grip Entrance** are the same as the Exterior Trim of standard grip handlesets.