
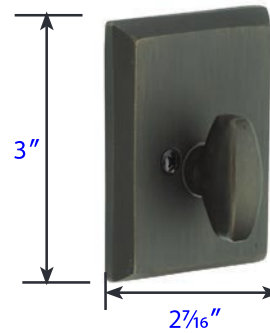


Sandcast Bronze Rustic Modern Rectangular Style Deadbolt

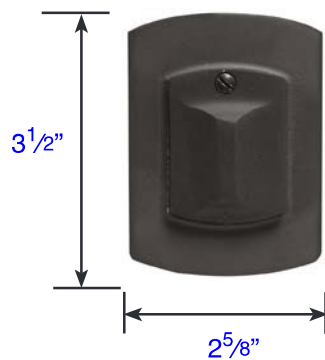


Exterior Trim (8477)
 • Projection is $1\frac{1}{16}$ "
 • 8377 same on both sides

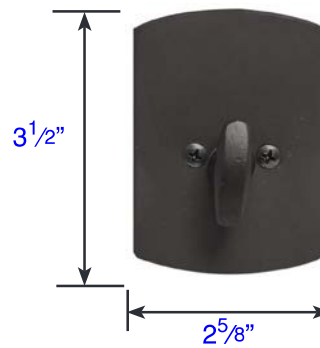


Interior Trim (8477)
 • Projection is $1\frac{1}{4}$ "
 • Thickness is $\frac{1}{2}$ "

#4 Style Plate with Flap Deadbolt




Exterior Trim (8474)
 • Projection is $1\frac{1}{16}$ "
 • 8374 same on both sides

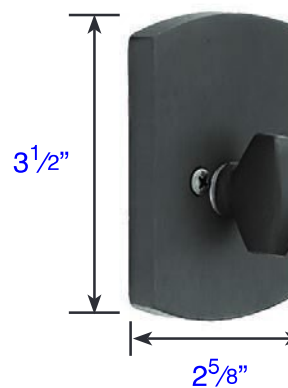


Interior Trim (8474)
 • Projection is $1\frac{1}{4}$ "
 • Thickness is $\frac{3}{8}$ "

#6 Ridgemont Style Plate with Flap Deadbolt



Exterior Trim (8476)
 • Projection is $1\frac{5}{16}$ "
 • 8376 same on both sides



Interior Trim (8476)
 • Projection is $1\frac{5}{16}$ "
 • Thickness is $\frac{1}{2}$ "

Standard with Sandcast Bronze Deadbolt Locks

- Schlage C Keyway
- Standard Door Prep and Installation
- Solid Brass Cylinder
- Sandcast Bronze Collar and Inside Rosette
- Hardened Steel Bolt
- Heavy Gauge Steel Understrike and Brass Trim Strike Shipped with Every Deadbolt