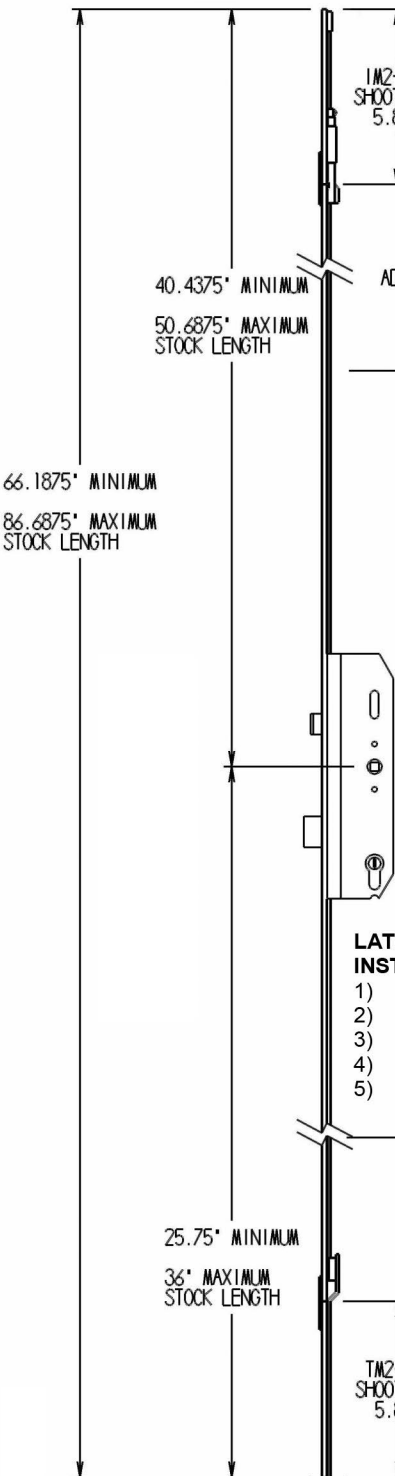



# #7003 Wood Milling Details



TM2-150 SHOOTBOLT  
5.875

CUT FOR ADJUSTABILITY  
10-1/4

8mm SQUARE HUB

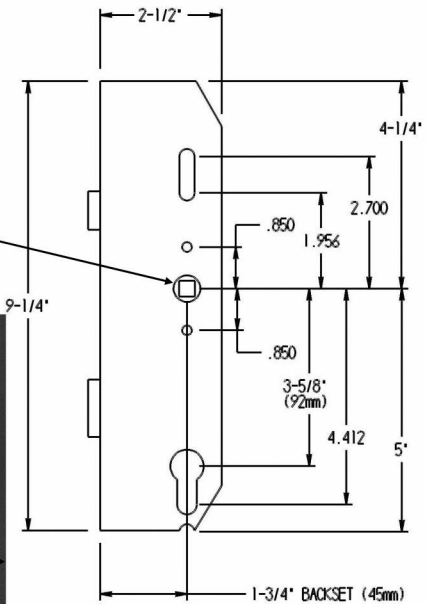


- LATCH REVERSING INSTRUCTIONS:**
- 1) REMOVE SCREW.
  - 2) PULL LATCH OUT.
  - 3) TURN LATCH PIECE OVER.
  - 4) RE-INSERT LATCH PIECE.
  - 5) REPLACE SCREW & TIGHTEN.

TM2-150 SHOOTBOLT  
5.875

CUT FOR ADJUSTABILITY  
10-1/4

## MECHANISM MORTISE DETAILS



## 7003 GROOVE DETAIL

