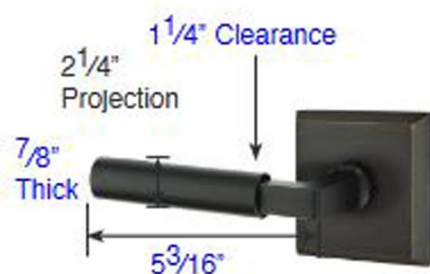
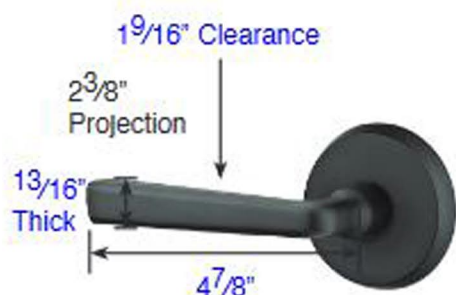


**Aurora (AR)**  
with #6 Rosette



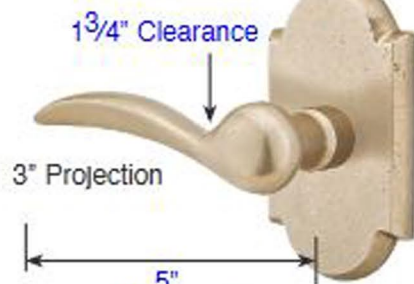
**Bryce (BR)**  
with #6 Rosette



**Cimarron (CR)**  
with #2 Rosette



**Cody (CD)**  
with #2 Rosette



**Durango (D)**  
with #1 Rosette

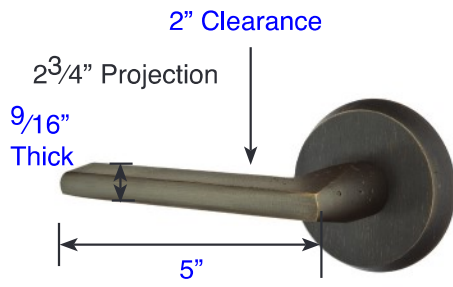
See page 25 for rosette specification.

### Door Thickness Specifications

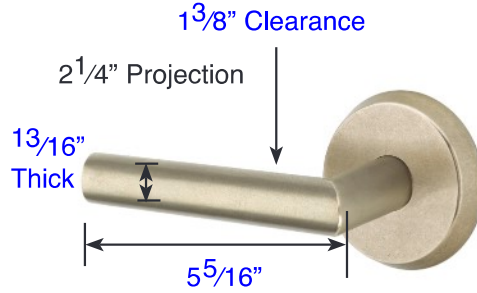
- Standard Door Thickness: 1<sup>3</sup>/<sub>8</sub>" - 2"
- Standard Components:
  - Privacy Pin (for privacy sets)
  - Inside Passage Half Spindle
  - 1<sup>1</sup>/<sub>2</sub>" Rosette Screws
  - Full-Lip Strike Plate

- **Extended** Door Thickness: 2" - 2<sup>1</sup>/<sub>2</sub>"
- Extended Components:
  - Privacy Pin w/ Extension (for privacy sets)
  - Long Inside Passage Half Spindle
  - 2" Rosette Screws
  - Extended Full-Lip Strike Plate

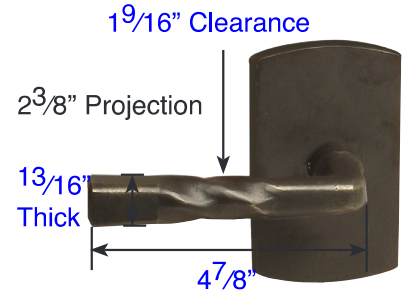
- **Extended** Door Thickness: 2<sup>1</sup>/<sub>2</sub>" - 3"
- Extended Components:
  - Privacy Pin w/ Extension (for privacy sets)
  - Extra Long Inside Passage Half Spindle
  - 2<sup>1</sup>/<sub>2</sub>" Rosette Screws
  - Extended Full-Lip Strike Plate



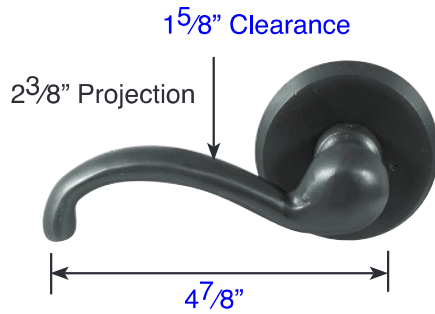
**Lariat (LR)**  
with #2 Rosette



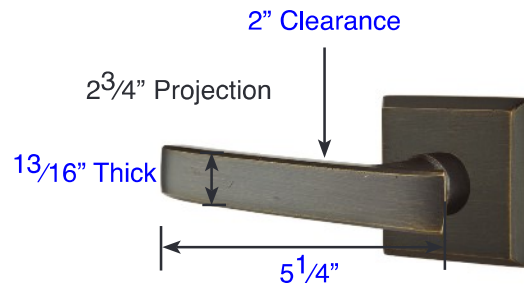
**Mariposa (MA)**  
with #2 Rosette



**Montrose (MT)**  
with #4 Rosette



**Teton (TT)**  
with #2 Rosette



**Yuma (YM)**  
with #6 Rosette

See page 25 for rosette specification.

Door Thickness Specifications

- Standard Door Thickness: 1 3/8"- 2"
- Standard Components:
  - Privacy Pin (for privacy sets)
  - Inside Passage Half Spindle
  - 1 1/2" Rosette Screws
  - Full-Lip Strike Plate

- **Extended** Door Thickness: 2"- 2 1/2"
- Extended Components:
  - Privacy Pin w/ Extension (for privacy sets)
  - Long Inside Passage Half Spindle
  - 2" Rosette Screws
  - Extended Full-Lip Strike Plate

- **Extended** Door Thickness: 2 1/2"- 3"
- Extended Components:
  - Privacy Pin w/ Extension (for privacy sets)
  - Extra Long Inside Passage Half Spindle
  - 2 1/2" Rosette Screws
  - Extended Full-Lip Strike Plate