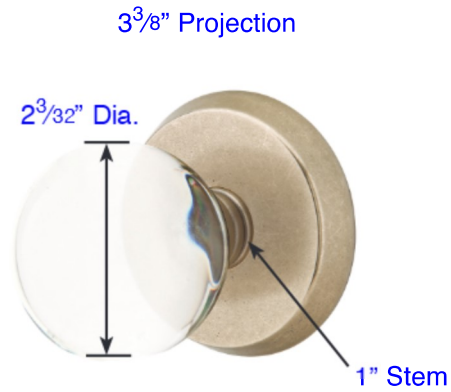



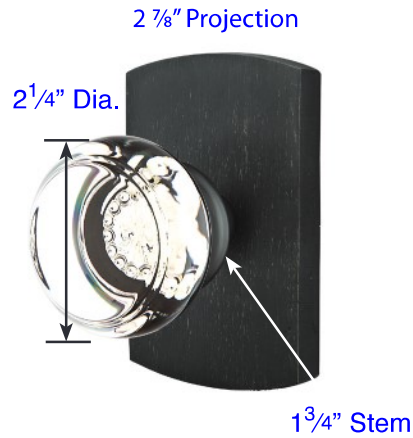
**Astoria (AS)**  
 with #6 Rosette



**Bristol (BL)**  
 with #2 Rosette



**Diamond Crystal (CK)**  
 with #3 Rosette

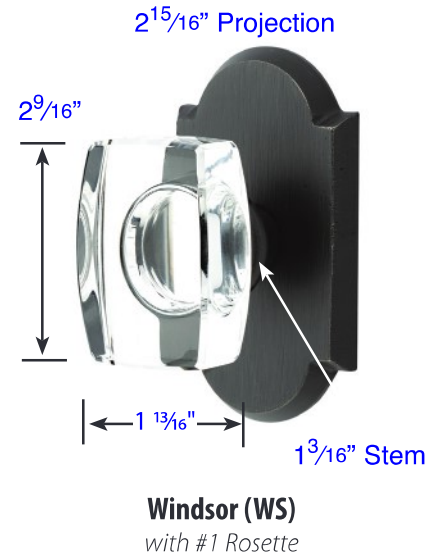
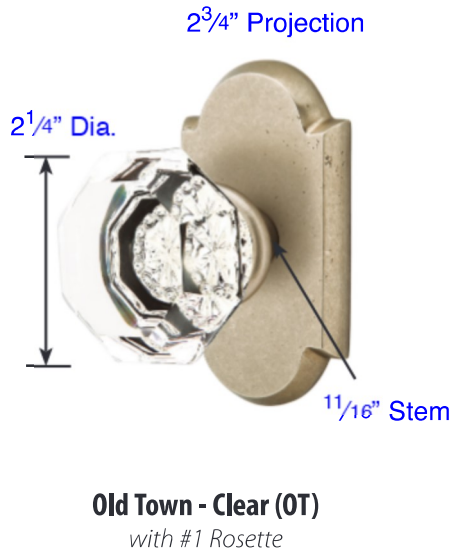
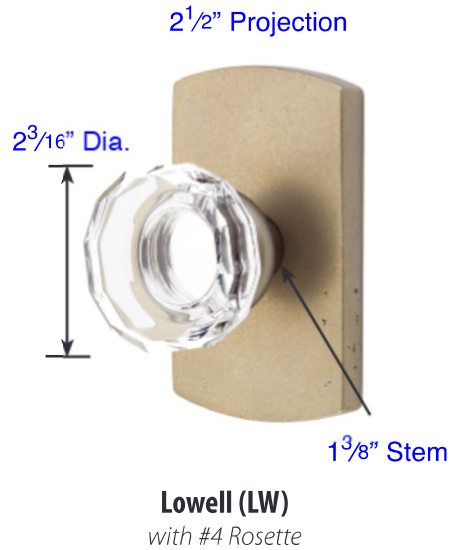



**Georgetown (GT)**  
 with #4 Rosette

See page 25 for rosette specification.

**Door Thickness Specifications**

<ul style="list-style-type: none"> <li>• Standard Door Thickness: 1<sup>1</sup>/<sub>4</sub>"- 2"</li> <li>Standard Components:                         <ul style="list-style-type: none"> <li>• Privacy Pin (for privacy sets)</li> <li>• Inside Passage Half Spindle</li> <li>• 1<sup>1</sup>/<sub>2</sub>" Rosette Screws</li> <li>• Full-Lip Strike Plate</li> </ul> </li> </ul>	<ul style="list-style-type: none"> <li>• <b>Extended</b> Door Thickness: 2"- 2<sup>1</sup>/<sub>2</sub>"</li> <li>Extended Components:                         <ul style="list-style-type: none"> <li>• Privacy Pin w/ Extension (for privacy sets)</li> <li>• Long Inside Passage Half Spindle</li> <li>• 2" Rosette Screws</li> <li>• Extended Full-Lip Strike Plate</li> </ul> </li> </ul>	<ul style="list-style-type: none"> <li>• <b>Extended</b> Door Thickness: 2<sup>1</sup>/<sub>2</sub>"- 3"</li> <li>Extended Components:                         <ul style="list-style-type: none"> <li>• Privacy Pin w/ Extension (for privacy sets)</li> <li>• Extra Long Inside Passage Half Spindle</li> <li>• 2<sup>1</sup>/<sub>2</sub>" Rosette Screws</li> <li>• Extended Full-Lip Strike Plate</li> </ul> </li> </ul>
--	---	--



See page 25 for rosette specification.

**Door Thickness Specifications**

<ul style="list-style-type: none"> <li>• Standard Door Thickness: 1 1/4" - 2"</li> <li>Standard Components:                     <ul style="list-style-type: none"> <li>• Privacy Pin (for privacy sets)</li> <li>• Inside Passage Half Spindle</li> <li>• 1 1/2" Rosette Screws</li> <li>• Full-Lip Strike Plate</li> </ul> </li> </ul>	<ul style="list-style-type: none"> <li>• <b>Extended</b> Door Thickness: 2" - 2 1/2"</li> <li>Extended Components:                     <ul style="list-style-type: none"> <li>• Privacy Pin w/ Extension (for privacy sets)</li> <li>• Long Inside Passage Half Spindle</li> <li>• 2" Rosette Screws</li> <li>• Extended Full-Lip Strike Plate</li> </ul> </li> </ul>	<ul style="list-style-type: none"> <li>• <b>Extended</b> Door Thickness: 2 1/2" - 3"</li> <li>Extended Components:                     <ul style="list-style-type: none"> <li>• Privacy Pin w/ Extension (for privacy sets)</li> <li>• Extra Long Inside Passage Half Spindle</li> <li>• 2 1/2" Rosette Screws</li> <li>• Extended Full-Lip Strike Plate</li> </ul> </li> </ul>
---	---	---