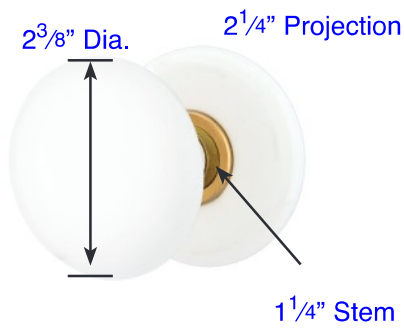
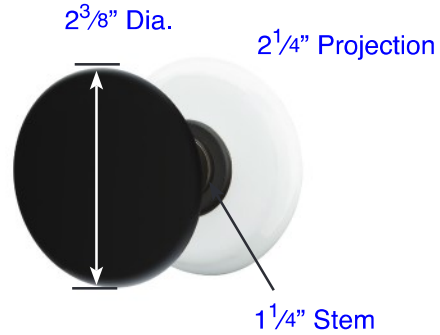


**PORCELAIN KNOBSETS WITH PORCELAIN ROSETTES**

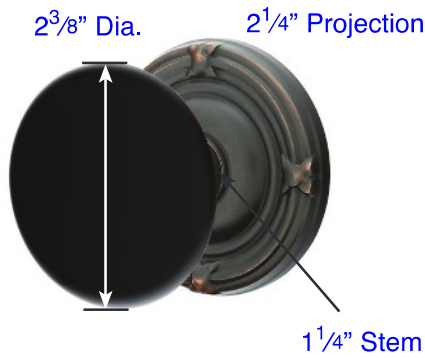


**Ice White (IW)**  
 with Porcelain Rosette

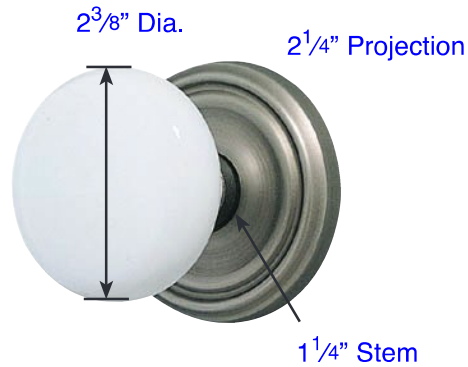


**Ebony (EB)**  
 with Porcelain Rosette

**PORCELAIN KNOBSETS WITH BRASS ROSETTES**



**Ebony (EB)**  
 with Ribbon & Reed Rosette



**Ice White (IW)**  
 with Regular Rosette

See page 16 for rosette specification.

**Door Thickness Specifications**

- Standard Door Thickness: 1 1/4" - 2"
- Standard Components:
  - Privacy Pin (for privacy sets)
  - Inside Passage Half Spindle
  - 1 1/2" Rosette Screws
  - Full-Lip Strike Plate

- **Extended** Door Thickness: 2" - 2 1/2"
- Extended Components:
  - Privacy Pin w/ Extension (for privacy sets)
  - Long Inside Passage Half Spindle
  - 2" Rosette Screws
  - Extended Full-Lip Strike Plate

- **Extended** Door Thickness: 2 1/2" - 3"
- Extended Components:
  - Privacy Pin w/ Extension (for privacy sets)
  - Extra Long Inside Passage Half Spindle
  - 2 1/2" Rosette Screws
  - Extended Full-Lip Strike Plate