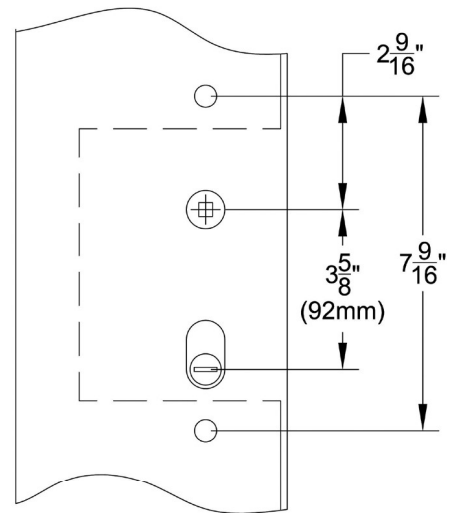



Door Configuration # 1 American Cylinder Below Handle 3 5/8" Center to Center



Keyed Plates with American Cylinder Includes non-keyed thumbturn inside

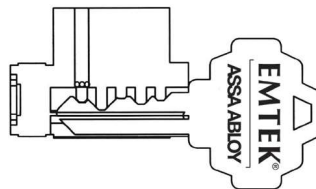
Standard Door Thickness: from 1 5/8" to 2"	Extended Door Thickness: Over 2" to 2 3/4"
<p>Standard Components:</p> <ul style="list-style-type: none"> • Single Cylinder Tailpiece • 3 3/4" Steel Spindle • 2" Rosette Screws • 1 1/2" Rosette Screws for 1 5/8" thick door 	<p>Extended Components:</p> <ul style="list-style-type: none"> • Long Single Cylinder Tailpiece • 4 1/2" Steel Spindle • 2 1/2" Rosette Screws • 2" Rosette Screws for 2" - 2 1/8" thick door

Non-Keyed Plates Includes non-keyed passage, fixed handle out/operating handle in, and dummy (uses screws only)

Standard Door Thickness: from 1 5/8" to 2"	Extended Door Thickness: Over 2" to 2 3/4"
<p>Standard Components:</p> <ul style="list-style-type: none"> • Thumbturn Tailpiece • 3 3/4" Steel Spindle (half-spindle for fixed handle out/operating handle in) • 2" Rosette Screws • 1 1/2" Rosette Screws for 1 5/8" thick door 	<p>Extended Components:</p> <ul style="list-style-type: none"> • Long Thumbturn Tailpiece • 4 1/2" Steel Spindle (half-spindle for fixed handle out/operating handle in) • 2 1/2" Rosette Screws • 2" Rosette Screws for 2" - 2 1/8" thick door

CONSTRUCTION KEYING

- Lost ball system.
- Last four pin locations drilled for lost ball application.
- Master key pins used for code variability.
- Construction keys and owner keys sent separately.
- Order by indicating "**Construction Keyed, House #_**" next to applicable locks.



- Construction devices used on one or more of last four positions.



- Dimples drilled in plug in this position.

Charge for Construction Keying - \$3.00 (NET)

- Locks that are both construction keyed and keyed alike in a house group will be charged a total of \$5.00 (NET) per cylinder.

Charge for Re-Keying - \$2.00 (NET) per Cylinder

- Locks that are keyed to code or keyed alike in a house group will be charged \$2.00 (NET) per cylinder.

Keying to Code

- Order by indicating "Key Code XXXXX" next to applicable locks.

Keying Alike

- Order by indicating "Keyed Alike" next to applicable locks if only one keyed alike group is wanted.
- If ordering multiple groups (houses) indicate "**Keyed Alike House #_**" next to applicable locks.

Set includes plates, handles and cylinders (where applicable). Multi Point lock mechanism is not included.

Atrium®, G-U®, KML by Andersen®, Andersen®, Marvin Integrity®, Paddock Lockmaster™, Superior®

Keyed with American Cylinder (for Active Door, Schlage® Keyway Standard, Weiser® Keyway Optional, Rekeyable)	
<p>1 ½" x 11" Plates, Product Codes 1111, 1131, 1151, 1171, 11A1</p>	<p>2" x 10" Plates, Product Codes 1121, 1141, 1161, 1181, 11B1</p>
Non-Keyed, Passage (for Semi-Active Door)	
<p>1 ½" x 11" Plates, Product Codes 1112, 1132, 1152, 1172, 11A2</p>	<p>2" x 10" Plates, Product Codes 1122, 1142, 1162, 1182, 11B2</p>
Non-Keyed, American Style Thumbturn Inside (for Active Door)	
<p>1 ½" x 11" Plates, Product Codes 1113, 1133, 1153, 1173, 11A3</p>	<p>2" x 10" Plates, Product Codes 1123, 1143, 1163, 1183, 11B3</p>
Non-Keyed, Fixed Handle Outside, Operating Handle Inside (for Semi-Active Door)	
<p>1 ½" x 11" Plates, Product Codes 1114, 1134, 1154, 1174, 11A4</p>	<p>2" x 10" Plates, Product Codes 1124, 1144, 1164, 1184, 11B4</p>
Dummy Pair (for Non-Active Door)	
<p>1 ½" x 11" Plates, Product Codes 1115, 1135, 1155, 1175, 11A5</p>	<p>2" x 10" Plates, Product Codes 1125, 1145, 1165, 1185, 11B5</p>