

## Dummy Installation

## Instalación de la función Dummy

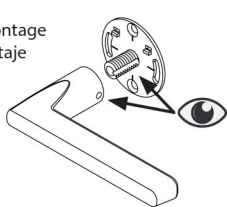
## Installation du faux ensemble

1

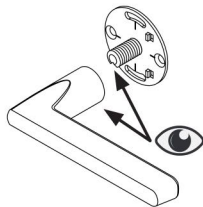
### Align Mounting Plate

Aligner la Plaque de Montage

Alinear la Placa de Montaje



OR

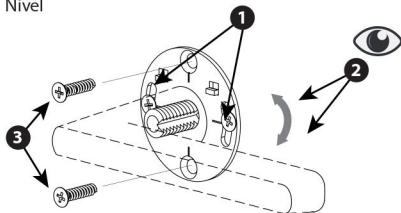


2

### Install Mounting Plate & Adjust for Level

Installer la Plaque de Montage et Ajuster au Niveau

Instalar la Placa de Montaje y Ajustar al Nivel



3

### Assemble Lever/Knob & Rosette

Monter le Levier/Poignée et la Rosette

Montar la Palanca/Perilla y el Rosetón

