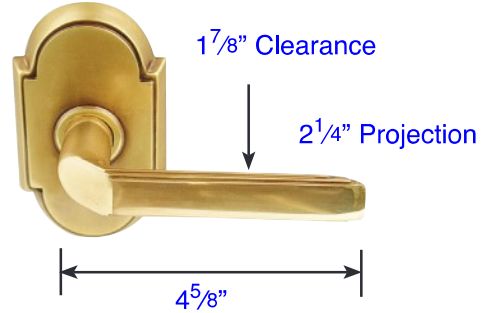
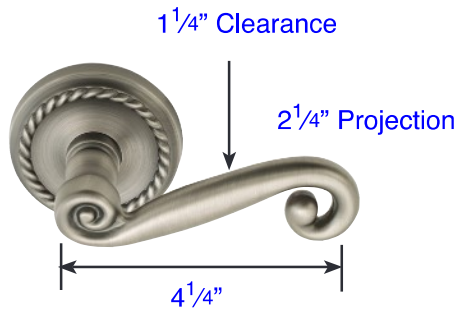


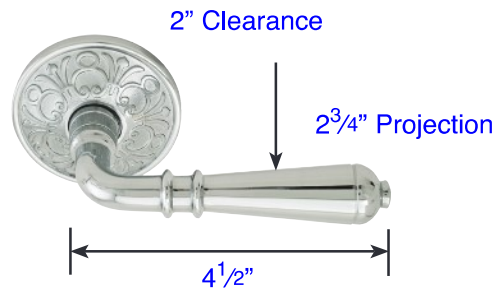
Cortina (C)
 with Regular Rosette



Milano (M)
 with #8 Rosette



Rustic (R)
 with Rope Rosette



Turino (T)
 with Lancaster Rosette

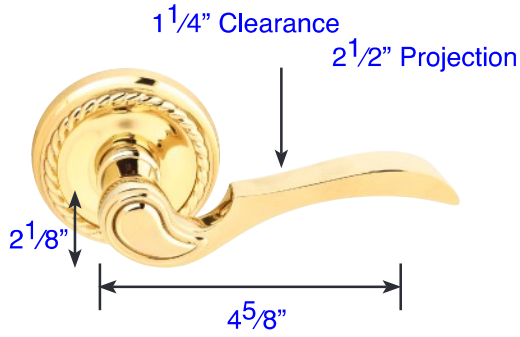
See page 16 for rosette specification.

Door Thickness Specifications

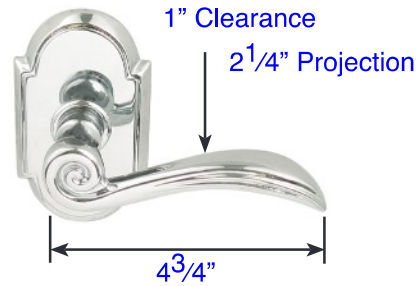
- Standard Door Thickness: 1 1/4" - 2"
- Standard Components:
- Privacy Pin (for privacy sets)
- Inside Passage Half Spindle
- 1 1/2" Rosette Screws
- Full-Lip Strike Plate

- **Extended** Door Thickness: 2" - 2 1/2"
- Extended Components:
- Privacy Pin w/ Extension (for privacy sets)
- Long Inside Passage Half Spindle
- 2" Rosette Screws
- Extended Full-Lip Strike Plate

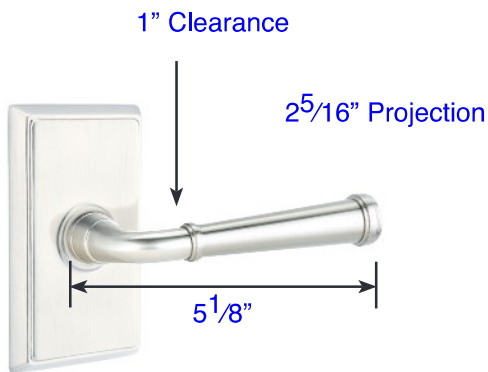
- **Extended** Door Thickness: 2 1/2" - 3"
- Extended Components:
- Privacy Pin w/ Extension (for privacy sets)
- Extra Long Inside Passage Half Spindle
- 2 1/2" Rosette Screws
- Extended Full-Lip Strike Plate



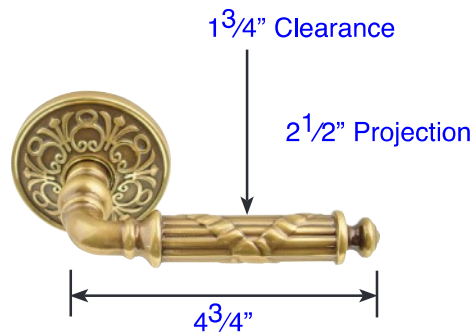
Coventry (CV)
 with Rope Rosette



Elan (EN)
 with #8 Rosette



Merrimack (ME)
 with Rectangular Rosette



Ribbon & Reed (RBL)
 with Lancaster Rosette

See page 16 for rosette specification.

Door Thickness Specifications

- Standard Door Thickness: 1 1/4" - 2"
- Standard Components:
- Privacy Pin (for privacy sets)
- Inside Passage Half Spindle
- 1 1/2" Rosette Screws
- Full-Lip Strike Plate

- **Extended** Door Thickness: 2" - 2 1/2"
- Extended Components:
- Privacy Pin w/ Extension (for privacy sets)
- Long Inside Passage Half Spindle
- 2" Rosette Screws
- Extended Full-Lip Strike Plate

- **Extended** Door Thickness: 2 1/2" - 3"
- Extended Components:
- Privacy Pin w/ Extension (for privacy sets)
- Extra Long Inside Passage Half Spindle
- 2 1/2" Rosette Screws
- Extended Full-Lip Strike Plate

Rope (RL)
with Rope Rosette



Santa Fe (SF)
with Regular Rosette



Wembley (WM)
with Regular Rosette



Rosettes

3/8" Thick

Regular



2 3/4" Dia.

Rope



2 3/4" Dia.

Rectangular



4 3/16" x 2 3/16"

Quincy



2 1/2" x 2 1/2"

Lancaster



2 3/4" Dia.

Ribbon & Reed



2 3/4" Dia.

#8



4 3/16" x 2 3/16"

1/2" Thick

Oval



4 1/2" x 2 1/2"

Wiltshire



3" x 2 1/2"

Hammered



2 3/4" x 2 3/4"

Porcelain



2 1/2" x 2 1/2"

1/2" Thick

Arts & Crafts
Rectangular

4" x 2 1/2"

Door Thickness Specifications

- Standard Door Thickness: 1 1/4" - 2"
- Standard Components:
- Privacy Pin (for privacy sets)
- Inside Passage Half Spindle
- 1 1/2" Rosette Screws
- Full-Lip Strike Plate

- **Extended** Door Thickness: 2" - 2 1/2"
- Extended Components:
- Privacy Pin w/ Extension (for privacy sets)
- Long Inside Passage Half Spindle
- 2" Rosette Screws
- Extended Full-Lip Strike Plate

- **Extended** Door Thickness: 2 1/2" - 3"
- Extended Components:
- Privacy Pin w/ Extension (for privacy sets)
- Extra Long Inside Passage Half Spindle
- 2 1/2" Rosette Screws
- Extended Full-Lip Strike Plate